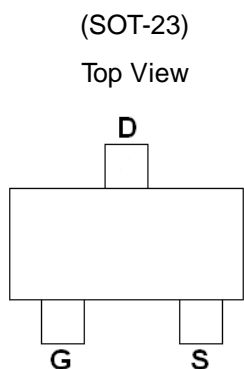


P-Channel 30V (D-S) MOSFET

GENERAL DESCRIPTION

The ME2325 is the P-Channel logic enhancement mode power field effect transistors are produced using high cell density, DMOS trench technology. This high density process is especially tailored to minimize on-state resistance. These devices are particularly suited for low voltage application such as cellular phone and notebook computer power management and other battery powered circuits where high-side switching and low in-line power loss are needed in a very small outline surface mount package.

PIN CONFIGURATION

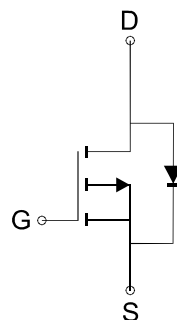


FEATURES

- $R_{DS(ON)} \leq 50m\Omega @ V_{GS} = -10V$
- $R_{DS(ON)} \leq 76m\Omega @ V_{GS} = -4.5V$
- Super high density cell design for extremely low $R_{DS(ON)}$
- Exceptional on-resistance and maximum DC current capability

APPLICATIONS

- Power Management in Note book
- Portable Equipment
- Battery Powered System
- DC/DC Converter
- Load Switch
- DSC
- LCD Display inverter



P-Channel MOSFET

Ordering Information: ME2325 (Pb-free)
ME2325 -G (Green product-Halogen free)

Absolute Maximum Ratings (TA=25°C Unless Otherwise Noted)

Parameter	Symbol	Maximum Ratings	Unit
Drain-Source Voltage	V_{DS}	-30	V
Gate-Source Voltage	V_{GS}	±20	V
Continuous Drain Current	I_D	$T_A = 25^\circ C$	-4.3
		$T_A = 70^\circ C$	-3.4
Pulsed Drain Current	I_{DM}	-17	A
Maximum Power Dissipation	P_D	$T_A = 25^\circ C$	1.4
		$T_A = 70^\circ C$	0.9
Storage Temperature Range	T_{stg}	-55 to 150	°C
Thermal Resistance-Junction to Ambient*	$R_{\theta JA}$	90	°C/W

*The device mounted on 1in² FR4 board with 2 oz copper



P-Channel 30V (D-S) MOSFET

Electrical Characteristics (T_A=25°C Unless Otherwise Specified)

Symbol	Parameter	Limit	Min	Typ	Max	Unit
STATIC						
V _{(BR)DSS}	Drain-Source Breakdown Voltage	V _{GS} =0V, I _D =-250 μA	-30			V
V _{GS(th)}	Gate Threshold Voltage	V _{DS} =V _{GS} , I _D =-250 μA	-1		-3	V
I _{GSS}	Gate Leakage Current	V _{DS} =0V, V _{GS} =±20V			±100	nA
I _{DSS}	Zero Gate Voltage Drain Current	V _{DS} =-24V, V _{GS} =0V			-1	μA
R _{DS(ON)}	Drain-Source On-Resistance	V _{GS} =-10V, I _D = -4.1A		38	50	mΩ
		V _{GS} =-4.5V, I _D = -3A		50	76	
V _{SD}	Diode Forward Voltage	I _S =-1A, V _{GS} =0V		-0.77	-1	V
DYNAMIC						
Q _g	Total Gate Charge	V _{DS} =-15V, V _{GS} =-10V, I _D =-4A		17.4		nC
Q _g	Total Gate Charge			8.4		
Q _{gs}	Gate-Source Charge	V _{DS} =-15V, V _{GS} =-4.5V, I _D =-4A		4.2		
Q _{gd}	Gate-Drain Charge			3.3		
R _g	Gate-Resistance	V _{DS} =0V, V _{GS} =0V, F=1MHz		6.8		Ω
C _{iss}	Input Capacitance	V _{DS} =-15V, V _{GS} =0V, f=1MHz		621		pF
C _{oss}	Output Capacitance			91.7		
C _{rss}	Reverse Transfer Capacitance			29		
t _{d(on)}	Turn-On Delay Time	V _{DS} =-15V, R _L =5.2Ω R _{GEN} =3.8Ω, V _{GS} =-10V		55.3		ns
t _r	Turn-On Rise Time			43.2		
t _{d(off)}	Turn-Off Delay Time			38.2		
t _f	Turn-Off Fall Time			6.3		

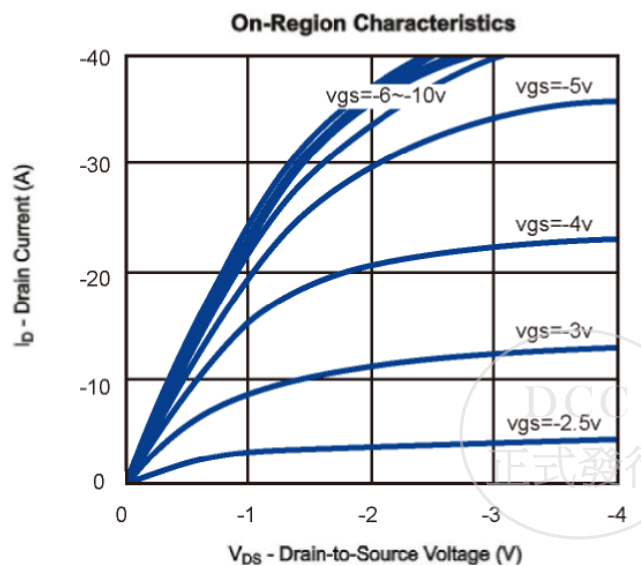
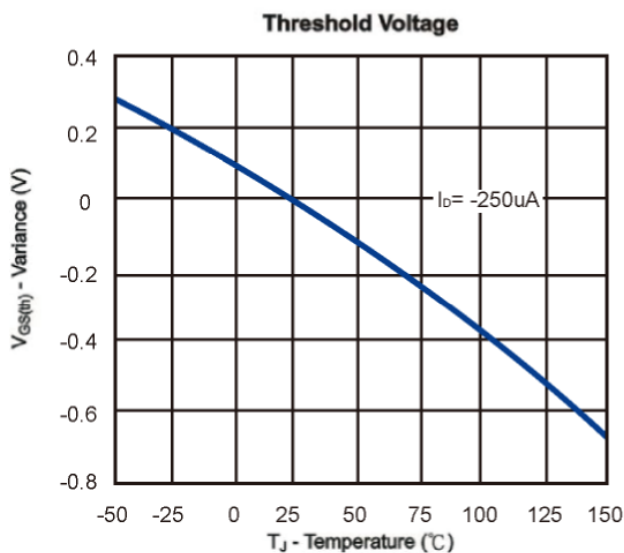
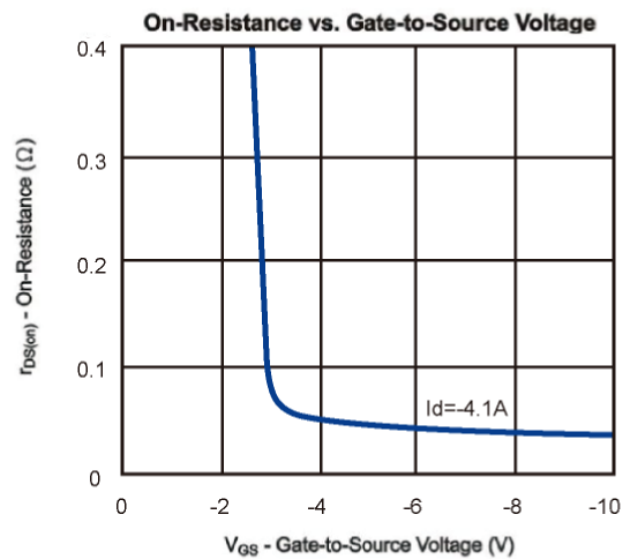
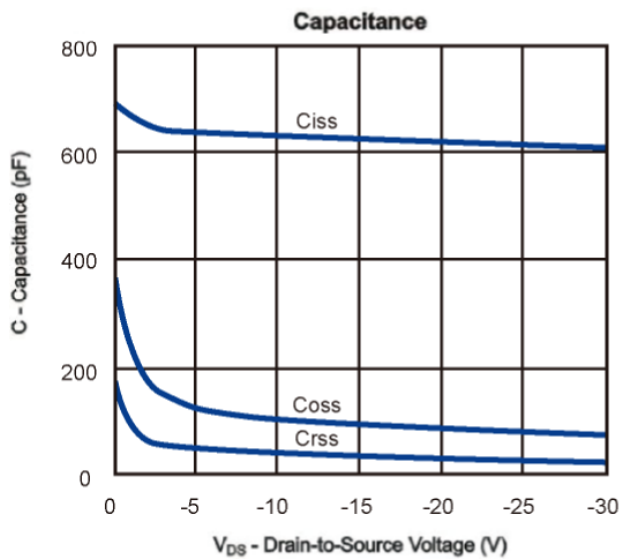
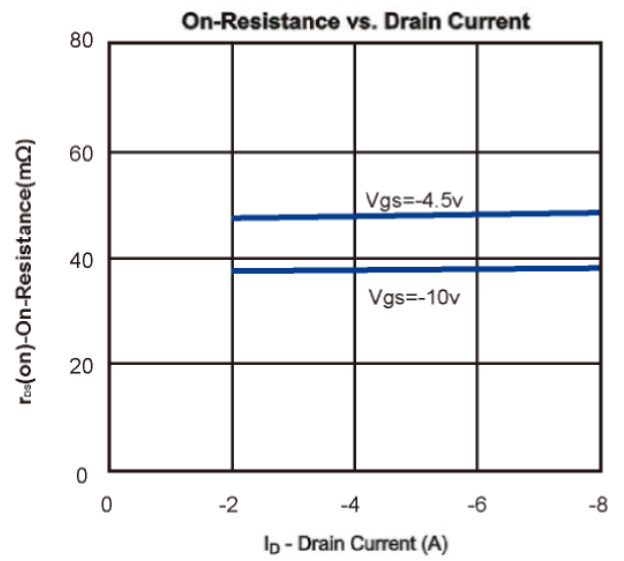
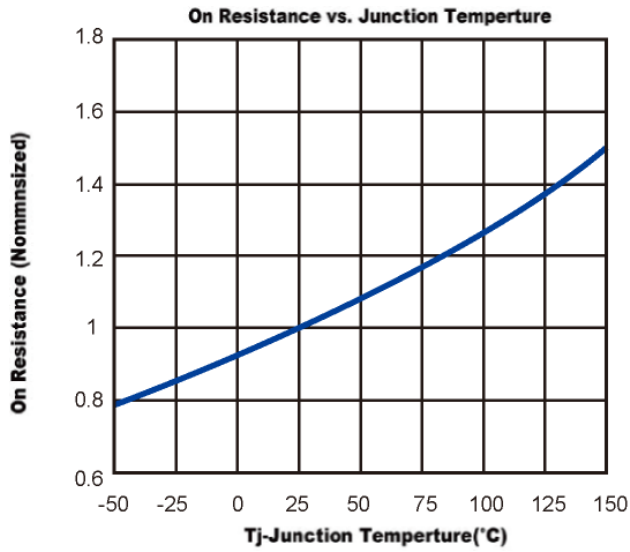
Notes: a. Pulse test; pulse width ≤ 300us, duty cycle ≤ 2%

b. Matsuki Electric/ Force mos reserves the right to improve product design, functions and reliability without notice.

DCC
正式發行

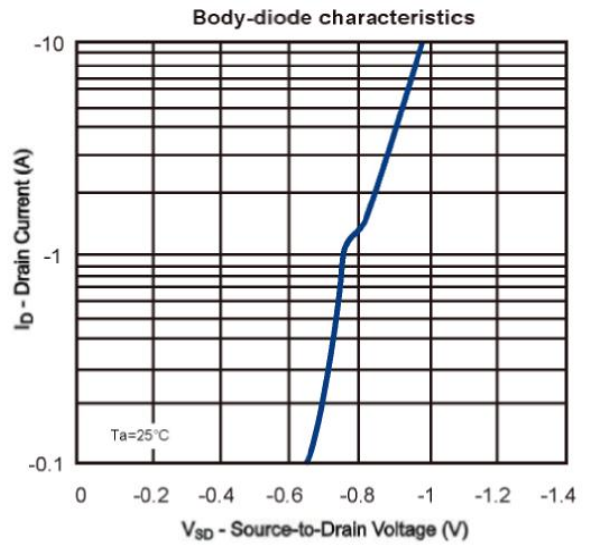
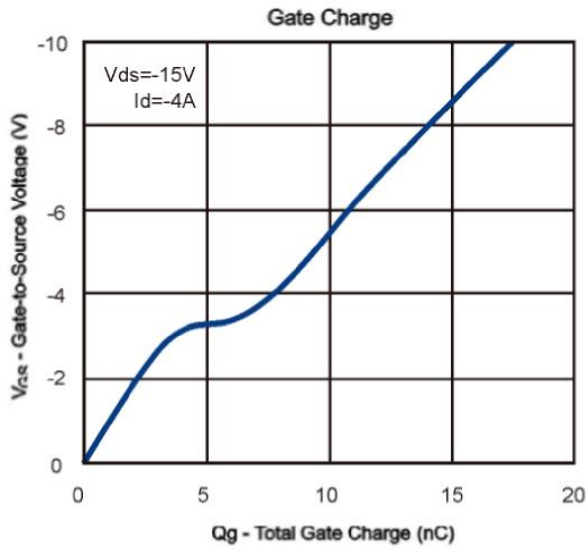
P-Channel 30V (D-S) MOSFET

Typical Characteristics (T_J = 25°C Noted)

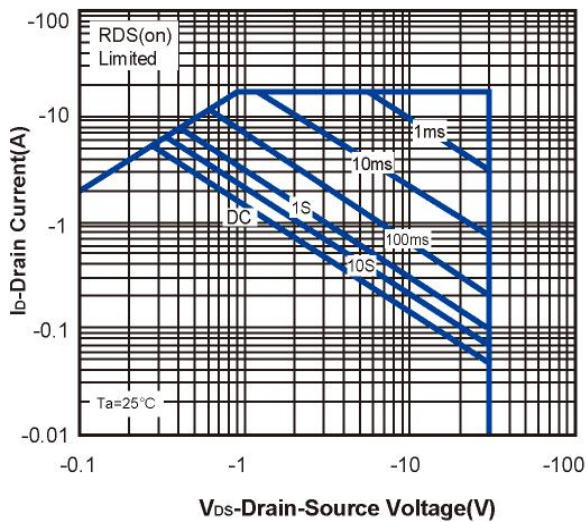


P-Channel 30V (D-S) MOSFET

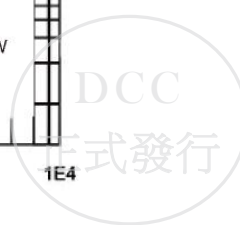
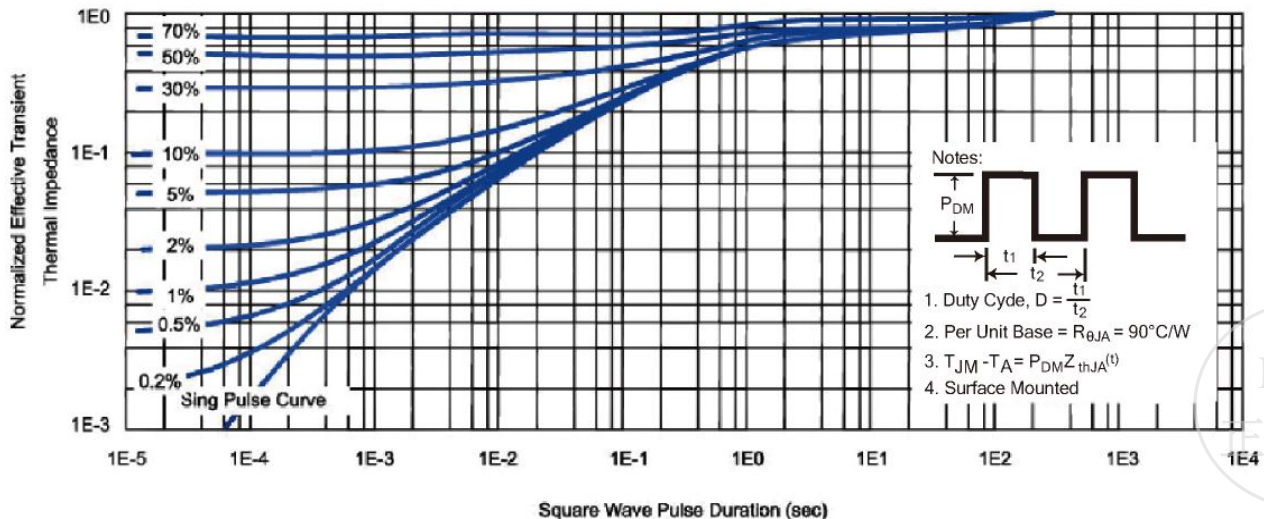
Typical Characteristics (T_J = 25°C Noted)



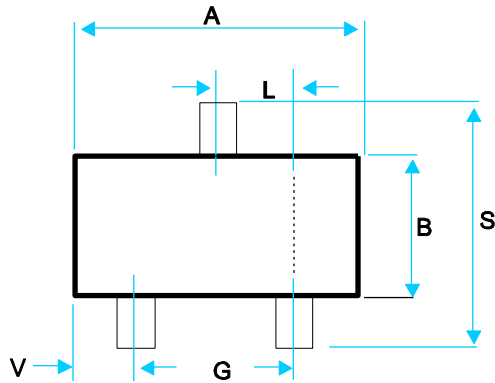
Maximum Forward Biased Safe Operating Area



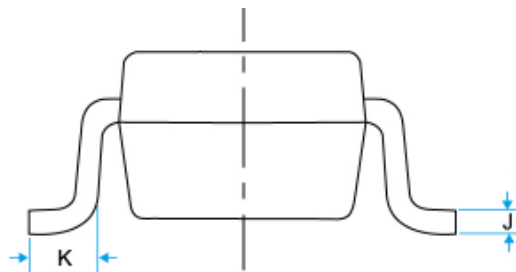
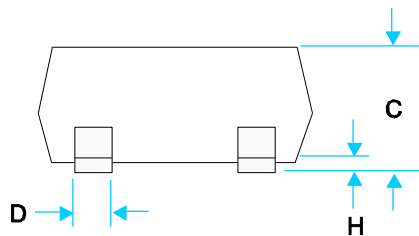
Normalized Thermal Transient Impedance, Junction-to-Ambient



SOT-23 Package Outline



DIM	MILLIMETERS (mm)	
	MIN	MAX
A	2.800	3.00
B	1.200	1.70
C	0.900	1.30
D	0.350	0.50
G	1.780	2.04
H	0.010	0.15
J	0.085	0.20
K	0.300	0.65
L	0.890	1.02
S	2.100	3.00
V	0.450	0.60



X-ON Electronics

Largest Supplier of Electrical and Electronic Components

Click to view similar products for [MOSFET](#) category:

Click to view products by [MQTSUKI](#) manufacturer:

Other Similar products are found below :

[614233C](#) [648584F](#) [FDPF9N50NZ](#) [IRFD120](#) [IRFF430](#) [JANTX2N5237](#) [2N7000](#) [FCA20N60_F109](#) [FDZ595PZ](#) [2SK2267\(Q\)](#) [2SK2545\(Q,T\)](#)
[405094E](#) [423220D](#) [MIC4420CM-TR](#) [VN1206L](#) [614234A](#) [715780A](#) [SSM6J414TU,LF\(T](#) [751625C](#) [PSMN4R2-30MLD](#)
[TK31J60W5,S1VQ\(O](#) [2SK2614\(TE16L1,Q\)](#) [DMN1017UCP3-7](#) [EFC2J004NUZTDG](#) [FCAB21350L1](#) [P85W28HP2F-7071](#) [DMN1053UCP4-7](#)
[NTE2384](#) [NTE2969](#) [NTE6400A](#) [DMN61D9UWQ-13](#) [US6M2GTR](#) [DMN31D5UDJ-7](#) [SSM6P54TU,LF](#) [DMP22D4UFO-7B](#)
[IPS60R3K4CEAKMA1](#) [DMN1006UCA6-7](#) [DMN16M9UCA6-7](#) [STF5N65M6](#) [STU5N65M6](#) [C3M0021120D](#) [DMN13M9UCA6-7](#)
[BSS340NWH6327XTSA1](#) [MCM3400A-TP](#) [DMTH10H4M6SPS-13](#) [IPS60R1K0PFD7SAKMA1](#) [IPS60R360PFD7SAKMA1](#)
[IPS60R600PFD7SAKMA1](#) [IPS60R210PFD7SAKMA1](#) [DMN2990UFB-7B](#)