



MSKSEMI 美森科

SEMICONDUCTOR



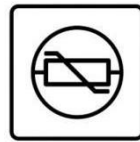
ESD



TVS



TSS



MOV



GDT



PLED

1SMAF4728A-MS - 1SMAF4777A-MS

Product specification



FEATURES

- Total power dissipation: Max. 1 W.
- Wide zener reverse voltage range 3.3V to 330V.
- Small plastic package suitable for surface mounted design.

Mechanical Data

- Case: SMAF
- Terminals: Solderable per MIL- STD- 750, M ethod 2026
- Approx . Weight: 27mg 0 .00095oz

Reference News

PACKAGE OUTLINE	PIN CONFIGURATION
	
implied outline SMAF and symbol	

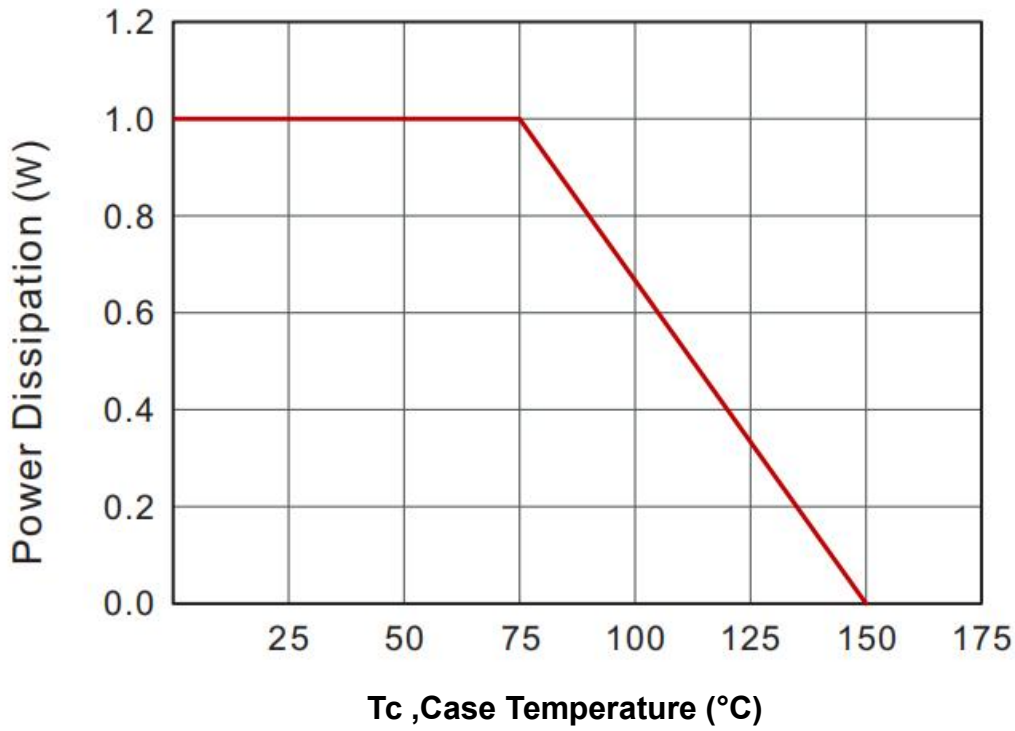
PINNING

PIN	DESCRIPTION
1	Cathode
2	A node

Absolute Maximum Ratings And Characteristics (Ta = 25 °C)

Parameter	Symbol	Value	Unit
Power Dissipation at T _c =75°C	D	1	W
Forward Voltage at I _F = 200 mA	F	1.2	V
Junction Temperature Range	T _J	- 55 to + 150	°C
Storage Temperature Range	T _S	- 55 to + 150	°C

Fig.1 Maximum Continuous Power Derating

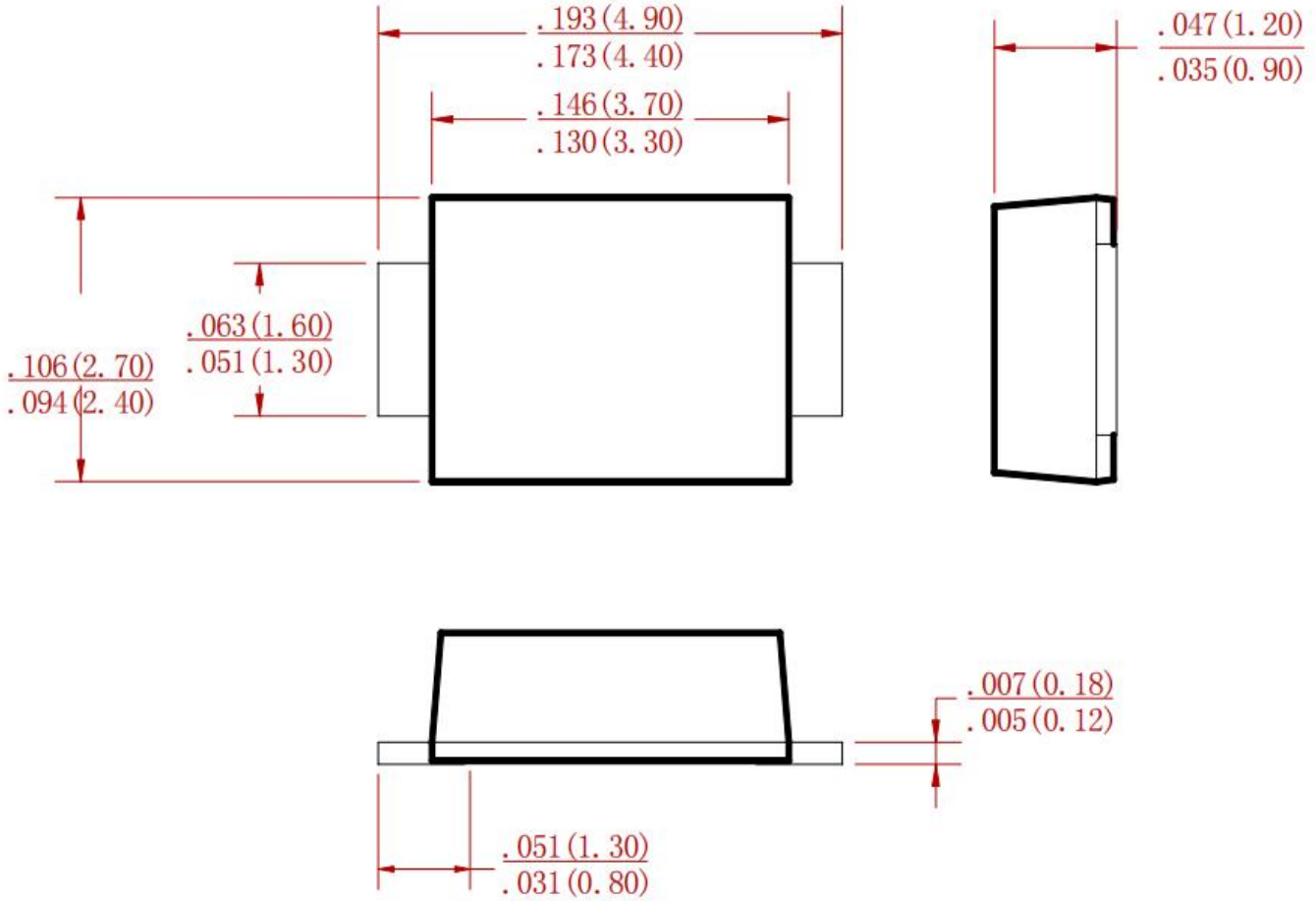


C haracteristics at Ta = 25°C

Type	Marking	Zener Voltage Range (1)			I _{ZT}	Dynamic Impedance	Reverse Current		Admissible Zener Current
		V _{ZT} (at I _{ZT})					I _r	at V _r	
		Min (V)	Nom (V)	Max (V)	(mA)	Max (Ω)	Max (μA)	(V)	I _{ZM} (mA)
1SMAF4728A	728A	3.10	3.3	3.50	75	10	100	1	285
1SMAF4729A	729A	3.40	3.6	3.80	69	10	100	1	263
1SMAF4730A	730A	3.70	3.9	4.10	64	9.0	50	1	243
1SMAF4731A	731A	4.06	4.3	4.56	58	9.0	25	1	219
1SMAF4732A	732A	4.50	4.7	4.93	53	8.0	10	1	203
1SMAF4733A	733A	4.84	5.1	5.36	49	7.0	10	1	186
1SMAF4734A	734A	5.32	5.6	5.92	45	5.0	10	2	170
1SMAF4735A	735A	5.86	6.2	6.51	41	2.0	10	3	154
1SMAF4736A	736A	6.46	6.8	7.18	37	3.5	10	4	140
1SMAF4737A	737A	7.12	7.5	7.88	34	4.0	10	5	127
1SMAF4738A	738A	7.79	8.2	8.67	31	4.5	10	6	116
1SMAF4739A	739A	8.60	9.1	9.59	28	5.0	10	7	104
1SMAF4740A	740A	9.50	10	10.5	25	7.0	10	7	95
1SMAF4741A	741A	10.4	11	11.6	23	8.0	5	8	86
1SMAF4742A	742A	11.4	12	12.6	21	9.0	5	9	79
1SMAF4743A	743A	12.4	13	14.1	19	10	5	10	71
1SMAF4744A	744A	13.8	15	15.8	17	14	5	11	63
1SMAF4745A	745A	15.2	16	17.1	16	16	5	12	58
1SMAF4746A	746A	16.8	18	19.2	14	20	5	13	52
1SMAF4747A	747A	19.0	20	21.2	13	22	5	15	47
1SMAF4748A	748A	20.8	22	23.3	12	23	5	17	43
1SMAF4749A	749A	22.8	24	26.0	11	25	5	18	38
1SMAF4750A	750A	25.3	27	28.9	9.5	35	5	21	35
1SMAF4751A	751A	28.2	30	32.0	8.5	40	5	23	31
1SMAF4752A	752A	31.3	33	34.9	7.5	45	5	25	28
1SMAF4753A	753A	34.2	36	37.9	7.0	50	5	27	26
1SMAF4754A	754A	37.2	39	41.5	6.5	60	5	30	24
1SMAF4755A	755A	40.9	43	45.6	6.0	70	1	32	22
1SMAF4756A	756A	44.9	47	49.8	5.5	80	1	35	20
1SMAF4757A	757A	48.6	51	54.0	5.0	95	1	38	18
1SMAF4758A	758A	53.6	56	58.8	4.5	110	1	42	17
1SMAF4759A	759A	58.9	62	65.6	4.0	125	1	47	15
1SMAF4760A	760A	64.6	68	71.7	3.7	150	1	52	14
1SMAF4761A	761A	71.2	75	78.8	3.3	175	1	56	12
1SMAF4762A	762A	77.9	82	87.0	3.0	200	1	62	11
1SMAF4763A	763A	86.0	91	96.0	2.8	250	1	69	10
1SMAF4764A	764A	95.0	100	105	2.5	350	1	76	9.5
1SMAF4765A	765A	104	110	116	2.3	450	1	84	8.6
1SMAF4766A	766A	114	120	127	2.0	550	1	91	7.8
1SMAF4767A	767A	125	135	142	1.9	700	1	100	7.0
1SMAF4768A	768A	140	150	157	1.7	900	1	110	6.3
1SMAF4769A	769A	155	165	172	1.6	1100	1	120	5.8
1SMAF4770A	770A	170	180	191	1.4	1200	1	135	5.2
1SMAF4771A	771A	189	200	211	1.2	1400	1	150	4.7
1SMAF4772A	772A	209	220	231	1.0	1600	1	165	4.3
1SMAF4773A	773A	229	240	251	1.0	1800	1	180	3.9
1SMAF4774A	774A	249	260	271	1.0	2000	1	190	3.7
1SMAF4775A	775A	269	280	291	1.0	2100	1	205	3.4
1SMAF4776A	776A	289	300	315	1.0	2300	1	230	3.1
1SMAF4777A	777A	313	330	346	1.0	2500	1	250	2.8

(1) V_{ZT} is tested with pulses (20 ms)

PACKAGE MECHANICAL DATA



Dimensions in inches and (millimeters)

REEL SPECIFICATION

P/N	PKG	QTY
1SMAF47XXA-MS	SMAF	3000

Attention

- Any and all MSKSEMI Semiconductor products described or contained herein do not have specifications that can handle applications that require extremely high levels of reliability, such as life-support systems, aircraft's control systems, or other applications whose failure can be reasonably expected to result in serious physical and/or material damage. Consult with your MSKSEMI Semiconductor representative nearest you before using any MSKSEMI Semiconductor products described or contained herein in such applications.
- MSKSEMI Semiconductor assumes no responsibility for equipment failures that result from using products at values that exceed, even momentarily, rated values (such as maximum ratings, operating condition ranges, or other parameters) listed in products specifications of any and all MSKSEMI Semiconductor products described or contained herein.
- Specifications of any and all MSKSEMI Semiconductor products described or contained herein stipulate the performance, characteristics, and functions of the described products in the independent state, and are not guarantees of the performance, characteristics, and functions of the described products as mounted in the customer's products or equipment. To verify symptoms and states that cannot be evaluated in an independent device, the customer should always evaluate and test devices mounted in the customer's products or equipment.
- MSKSEMI Semiconductor strives to supply high-quality high-reliability products. However, any and all semiconductor products fail with some probability. It is possible that these probabilistic failures could give rise to accidents or events that could endanger human lives, that could give rise to smoke or fire, or that could cause damage to other property. When designing equipment, adopt safety measures so that these kinds of accidents or events cannot occur. Such measures include but are not limited to protective circuits and error prevention circuits for safe design, redundant design, and structural design.
- In the event that any or all MSKSEMI Semiconductor products (including technical data, services) described or contained herein are controlled under any of applicable local export control laws and regulations, such products must not be exported without obtaining the export license from the authorities concerned in accordance with the above law.
- No part of this publication may be reproduced or transmitted in any form or by any means, electronic or mechanical, including photocopying and recording, or any information storage or retrieval system, or otherwise, without the prior written permission of MSKSEMI Semiconductor.
- Information (including circuit diagrams and circuit parameters) herein is for example only ; it is not guaranteed for volume production. MSKSEMI Semiconductor believes information herein is accurate and reliable, but no guarantees are made or implied regarding its use or any infringements of intellectual property rights or other rights of third parties.
- Any and all information described or contained herein are subject to change without notice due to product/technology improvement, etc. When designing equipment, refer to the "Delivery Specification" for the MSKSEMI Semiconductor product that you intend to use.

X-ON Electronics

Largest Supplier of Electrical and Electronic Components

Click to view similar products for [Zener Diodes](#) category:

Click to view products by [MSKSEMI](#) manufacturer:

Other Similar products are found below :

[RKZ13B2KG#P1](#) [DL5234B](#) [EDZTE6113B](#) [1N4682](#) [1N4693](#) [1N4732A](#) [1N4736A](#) [1N4750A](#) [1N4759ARL](#) [1N5241B](#) [1N5365B](#) [1N5369B](#)
[1N747A](#) [1N964B](#) [1N966B](#) [1N968B](#) [1N972B](#) [JANS1N4974US](#) [JANTX1N5907](#) [1N4692](#) [1N4700](#) [1N4702](#) [1N4704](#) [1N4711](#) [1N4714](#)
[1N4745ARL](#) [1N4752ARL](#) [1N4760ARL](#) [1N5221B](#) [1N5242BTR](#) [1N5350B](#) [1N5352B](#) [1N961BRR1](#) [1N964BRL](#) [RKZ5.1BKU#P6](#)
[3SMAJ5946B-TP](#) [3SMAJ5950B-TP](#) [3SMBJ5925B-TP](#) [MMSZ5230BQ-13-F](#) [MMSZ5232BQ-13-F](#) [BZX84C7V5](#) [3SMAJ5945B-TP](#)
[3SMAJ5947B-TP](#) [3SMBJ5941B-TP](#) [DL4732A-T3](#) [DZ2S240M0L](#) [SMAZ27-TP](#) [ZMM5224B-7](#) [RD16UM-T1-A](#) [RD39S-T1-A](#)