

# MSKSEMI 美森科

SEMICONDUCTOR



ESD



TVS



TSS



MOV



GDT



PLED

**1SMB59XXBT3G-MS**

**Product specification**

**Features**

- Zener Voltage Range – 3.3 V to 200 V
- ESD Rating of Class 3 (> 16 kV) per Human Body Model
- Flat Handling Surface for Accurate Placement
- Package Design for Top Side or Bottom Circuit Board Mounting

**Mechanical Characteristics:**

**CASE:** Void-free, transfer-molded plastic

**FINISH:** All external surfaces are corrosion resistant and leads are readily solderable

**MAXIMUM CASE TEMPERATURE FOR SOLDERING PURPOSES:**

260°C for 10 seconds

**LEADS:** Modified L-Bend providing more contact area to bond pads

**POLARITY:** Cathode indicated by polarity band

**FLAMMABILITY RATING:** UL 94 V-0



**MAXIMUM RATINGS**

Rating	Symbol	Value	Unit
Maximum Steady State Power Dissipation @ TL = 75°C Measured at Zero Lead Length Derate Above 75°C	PD	3.0	W
Thermal Resistance from Junction-to-Lead	RθJL	40 25	mW/°C °C/W
Maximum Steady State Power Dissipation @ TA = 25°C (Note ) Derate Above 25°C	PD	550	mW
Thermal Resistance from Junction-to-Ambient	RθJA	4.4 226	mW/°C °C/W
Operating and Storage Temperature Range	TJ, Tstg	-65 to +150	°C

Stresses exceeding those listed in the Maximum Ratings table may damage the device. If any of these limits are exceeded, device functionality should not be assumed, damage may occur and reliability may be affected.

1. FR-4 board, using recommended footprint.

**Reference News**

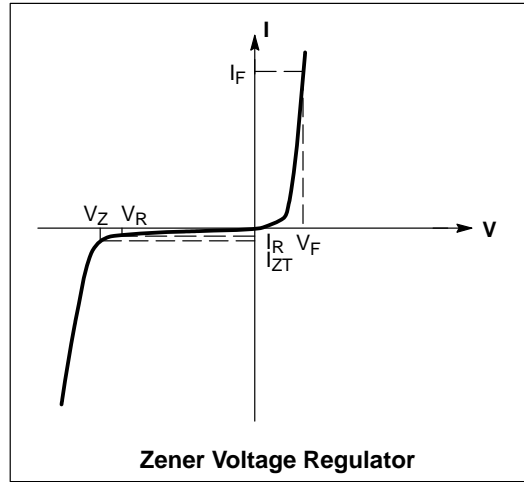
PACKAGE OUTLINE	PIN CONFIGURATION
	
SMB(DO-214AA)	

**ELECTRICAL CHARACTERISTICS**

(TL = 30°C unless otherwise noted,

VF = 1.5 V Max. @ IF = 200 mA(dc) for all types)

Symbol	Parameter
VZ	Reverse Zener Voltage @ IZT
IZT	Reverse Current
ZZT	Maximum Zener Impedance @ IZT
IZK	Reverse Current
ZZK	Maximum Zener Impedance @ IZK
IR	Reverse Leakage Current @ VR
VR	Reverse Voltage
IF	Forward Current
VF	Forward Voltage @ IF
IZM	Maximum DC Zener Current



**ELECTRICAL CHARACTERISTICS** ( $T_L = 30$ . C unless otherwise noted,  $V_F = 1.5$  V Max. @  $I_F = 200$  mA(dc) for all types) (Devices listed in **bold, italic** are ON Semiconductor Preferred devices.)

Device* (Note 2)	Device Marking	Zener Voltage (Note 3)				Zener Impedance (Note 4)			Leakage Current		I <sub>ZM</sub> mA(dc)
		V <sub>Z</sub> (Volts)			@ I <sub>ZT</sub>	Z <sub>ZT</sub> @ I <sub>ZT</sub>	Z <sub>ZK</sub> @ I <sub>ZK</sub>		I <sub>R</sub> @ V <sub>R</sub>		
		Min	Nom	Max	mA	Ω	Ω	mA	μA	Volts	
1SMB5913BT3G-MS	MSKSEMI 913B	3.13	3.3	3.47	113.6	10	500	1	100	1	454
1SMB5914BT3G-MS	MSKSEMI 914B	3.42	3.6	3.78	104.2	9	500	1	75	1	416
<b>1SMB5915BT3G-MS</b>	<b>MSKSEMI 915B</b>	<b>3.70</b>	<b>3.9</b>	<b>4.10</b>	<b>96.1</b>	<b>7.5</b>	<b>500</b>	<b>1</b>	<b>25</b>	<b>1</b>	<b>384</b>
<b>1SMB5916BT3G-MS</b>	<b>MSKSEMI 916B</b>	<b>4.08</b>	<b>4.3</b>	<b>4.52</b>	<b>87.2</b>	<b>6</b>	<b>500</b>	<b>1</b>	<b>5</b>	<b>1</b>	<b>348</b>
<b>1SMB5917BT3G-MS</b>	<b>MSKSEMI 917B</b>	<b>4.46</b>	<b>4.7</b>	<b>4.94</b>	<b>79.8</b>	<b>5</b>	<b>500</b>	<b>1</b>	<b>5</b>	<b>1.5</b>	<b>319</b>
<b>1SMB5918BT3G-MS</b>	<b>MSKSEMI 918B</b>	<b>4.84</b>	<b>5.1</b>	<b>5.36</b>	<b>73.5</b>	<b>4</b>	<b>350</b>	<b>1</b>	<b>5</b>	<b>2</b>	<b>294</b>
<b>1SMB5919BT3G-MS</b>	<b>MSKSEMI 919B</b>	<b>5.32</b>	<b>5.6</b>	<b>5.88</b>	<b>66.9</b>	<b>2</b>	<b>250</b>	<b>1</b>	<b>5</b>	<b>3</b>	<b>267</b>
<b>1SMB5920BT3G-MS</b>	<b>MSKSEMI 920B</b>	<b>5.89</b>	<b>6.2</b>	<b>6.51</b>	<b>60.5</b>	<b>2</b>	<b>200</b>	<b>1</b>	<b>5</b>	<b>4</b>	<b>241</b>
1SMB5921BT3G-MS	MSKSEMI 921B	6.46	6.8	7.14	55.1	2.5	200	1	5	5.2	220
1SMB5922BT3G-MS	MSKSEMI 922B	7.12	7.5	7.88	50	3	400	0.5	5	6	200
<b>1SMB5923BT3G-MS</b>	<b>MSKSEMI 923B</b>	<b>7.79</b>	<b>8.2</b>	<b>8.61</b>	<b>45.7</b>	<b>3.5</b>	<b>400</b>	<b>0.5</b>	<b>5</b>	<b>6.5</b>	<b>182</b>
1SMB5924BT3G-MS	MSKSEMI 924B	8.64	9.1	9.56	41.2	4	500	0.5	5	7	164
<b>1SMB5925BT3G-MS</b>	<b>MSKSEMI 925B</b>	<b>9.5</b>	<b>10</b>	<b>10.5</b>	<b>37.5</b>	<b>4.5</b>	<b>500</b>	<b>0.25</b>	<b>5</b>	<b>8</b>	<b>150</b>
<b>1SMB5926BT3G-MS</b>	<b>MSKSEMI 926B</b>	<b>10.45</b>	<b>11</b>	<b>11.55</b>	<b>34.1</b>	<b>5.5</b>	<b>550</b>	<b>0.25</b>	<b>1</b>	<b>8.4</b>	<b>136</b>
<b>1SMB5927BT3G-MS</b>	<b>MSKSEMI 927B</b>	<b>11.4</b>	<b>12</b>	<b>12.6</b>	<b>31.2</b>	<b>6.5</b>	<b>550</b>	<b>0.25</b>	<b>1</b>	<b>9.1</b>	<b>125</b>
1SMB5928BT3G-MS	MSKSEMI 928B	12.35	13	13.65	28.8	7	550	0.25	1	9.9	115
<b>1SMB5929BT3G-MS</b>	<b>MSKSEMI 929B</b>	<b>14.25</b>	<b>15</b>	<b>15.75</b>	<b>25</b>	<b>9</b>	<b>600</b>	<b>0.25</b>	<b>1</b>	<b>11.4</b>	<b>100</b>
1SMB5930BT3G-MS	MSKSEMI 930B	15.2	16	16.8	23.4	10	600	0.25	1	12.2	93
<b>1SMB5931BT3G-MS</b>	<b>MSKSEMI 931B</b>	<b>17.1</b>	<b>18</b>	<b>18.9</b>	<b>20.8</b>	<b>12</b>	<b>650</b>	<b>0.25</b>	<b>1</b>	<b>13.7</b>	<b>83</b>
1SMB5932BT3G-MS	MSKSEMI 932B	19	20	21	18.7	14	650	0.25	1	15.2	75
1SMB5933BT3G-MS	MSKSEMI 933B	20.9	22	23.1	17	17.5	650	0.25	1	16.7	68
<b>1SMB5934BT3G-MS</b>	<b>MSKSEMI 934B</b>	<b>22.8</b>	<b>24</b>	<b>25.2</b>	<b>15.6</b>	<b>19</b>	<b>700</b>	<b>0.25</b>	<b>1</b>	<b>18.2</b>	<b>62</b>
<b>1SMB5935BT3G-MS</b>	<b>MSKSEMI 935B</b>	<b>25.65</b>	<b>27</b>	<b>28.35</b>	<b>13.9</b>	<b>23</b>	<b>700</b>	<b>0.25</b>	<b>1</b>	<b>20.6</b>	<b>55</b>
<b>1SMB5936BT3G-MS</b>	<b>MSKSEMI 936B</b>	<b>28.5</b>	<b>30</b>	<b>31.5</b>	<b>12.5</b>	<b>28</b>	<b>750</b>	<b>0.25</b>	<b>1</b>	<b>22.8</b>	<b>50</b>
1SMB5937BT3G-MS	MSKSEMI 937B	31.35	33	34.65	11.4	33	800	0.25	1	25.1	45
<b>1SMB5938BT3G-MS</b>	<b>MSKSEMI 938B</b>	<b>34.2</b>	<b>36</b>	<b>37.8</b>	<b>10.4</b>	<b>38</b>	<b>850</b>	<b>0.25</b>	<b>1</b>	<b>27.4</b>	<b>41</b>
1SMB5939BT3G-MS	MSKSEMI 939B	37.05	39	40.95	9.6	45	900	0.25	1	29.7	38
1SMB5940BT3G-MS	MSKSEMI 940B	40.85	43	45.15	8.7	53	950	0.25	1	32.7	34
1SMB5941BT3G-MS	MSKSEMI 941B	44.65	47	49.35	8	67	1000	0.25	1	35.8	31
1SMB5942BT3G-MS	MSKSEMI 942B	48.45	51	53.55	7.3	70	1100	0.25	1	38.8	29
1SMB5943BT3G-MS	MSKSEMI 943B	53.2	56	58.8	6.7	86	1300	0.25	1	42.6	26
1SMB5944BT3G-MS	MSKSEMI 944B	58.9	62	65.1	6	100	1500	0.25	1	47.1	24
1SMB5945BT3G-MS	MSKSEMI 945B	64.6	68	71.4	5.5	120	1700	0.25	1	51.7	22
1SMB5946BT3G-MS	MSKSEMI 946B	71.25	75	78.75	5	140	2000	0.25	1	56	20
1SMB5947BT3G-MS	MSKSEMI 947B	77.9	82	86.1	4.6	160	2500	0.25	1	62.2	18
1SMB5948BT3G-MS	MSKSEMI 948B	86.45	91	95.55	4.1	200	3000	0.25	1	69.2	16
<b>1SMB5949BT3G-MS</b>	<b>MSKSEMI 949B</b>	<b>95</b>	<b>100</b>	<b>105</b>	<b>3.7</b>	<b>250</b>	<b>3100</b>	<b>0.25</b>	<b>1</b>	<b>76</b>	<b>15</b>
1SMB5951BT3G-MS	MSKSEMI 951B	114	120	126	3.1	380	4500	0.25	1	91.2	12
1SMB5952BT3G-MS	MSKSEMI 952B	123.5	130	136.5	2.9	450	5000	0.25	1	98.8	11
1SMB5953BT3G-MS	MSKSEMI 953B	142.5	150	157.5	2.5	600	6000	0.25	1	114	10
1SMB5954BT3G-MS	MSKSEMI 954B	152	160	168	2.3	700	6500	0.25	1	121.6	9
1SMB5955BT3G-MS	MSKSEMI 955B	171	180	189	2.1	900	7000	0.25	1	136.8	8
1SMB5956BT3G-MS	MSKSEMI 956B	190	200	210	1.9	1200	8000	0.25	1	152	7

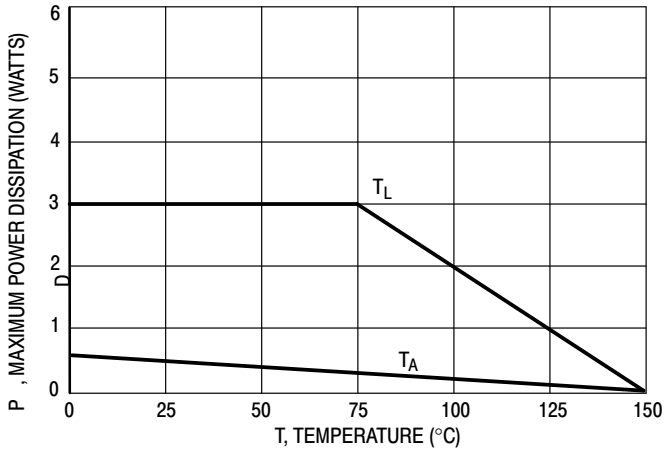
2. **TOLERANCE AND TYPE NUMBER DESIGNATION** The type numbers listed indicate a tolerance of ±5%.

3. **ZENER VOLTAGE (V<sub>Z</sub>) MEASUREMENT**

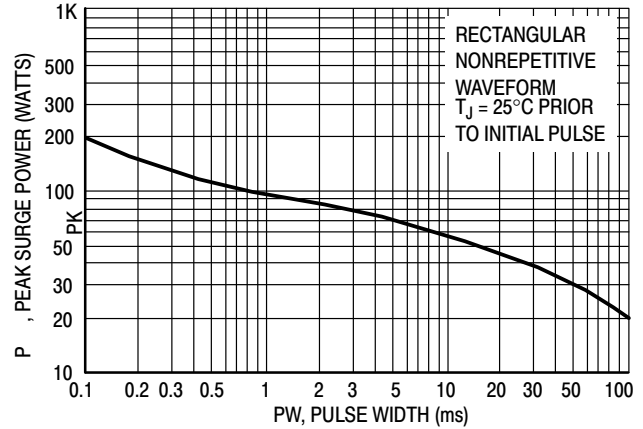
Nominal Zener voltage is measured with the device junction in thermal equilibrium with ambient temperature at 25. C.

4. **ZENER IMPEDANCE (Z<sub>Z</sub>) DERIVATION** Z<sub>ZT</sub> and Z<sub>ZK</sub> are measured by dividing the ac voltage drop across the device by the ac current applied.

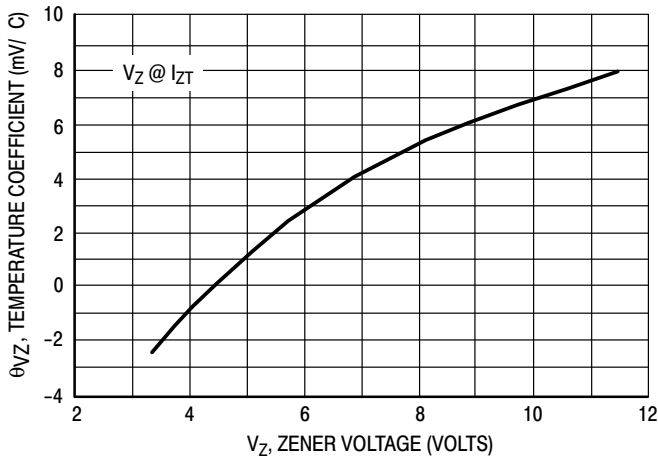
The specified limits are for I<sub>Z(ac)</sub> = 0.1 I<sub>Z(dc)</sub> with the ac frequency = 60 Hz.



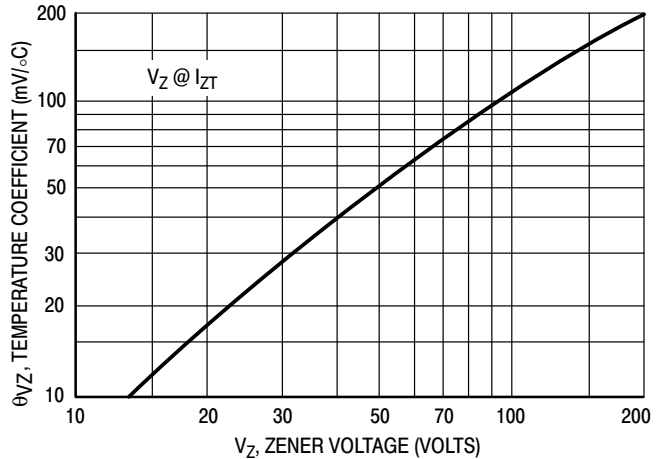
**Figure 1. Steady State Power Derating**



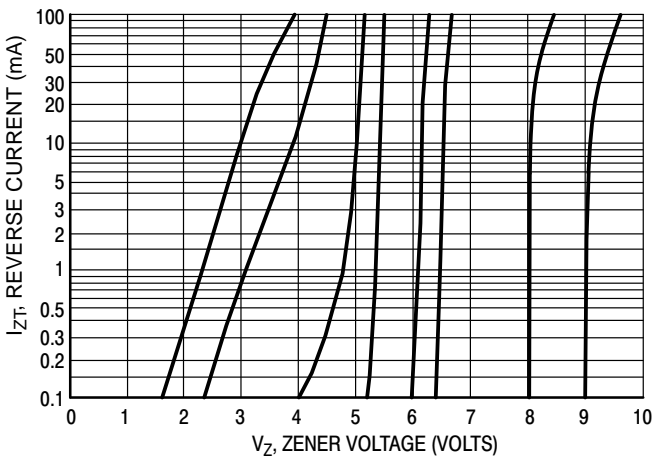
**Figure 2. Maximum Surge Power**



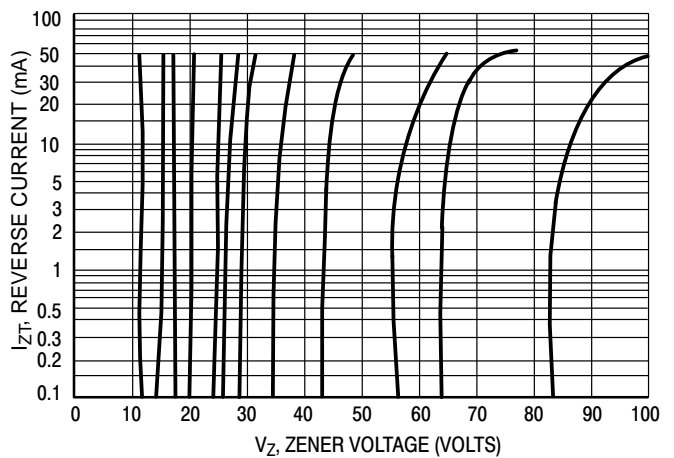
**Figure 3. Zener Voltage - To 12 Volts**



**Figure 4. Zener Voltage - 14 To 200 Volts**



**Figure 5.  $V_Z = 3.3$  thru 10 Volts**



**Figure 6.  $V_Z = 12$  thru 82 Volts**

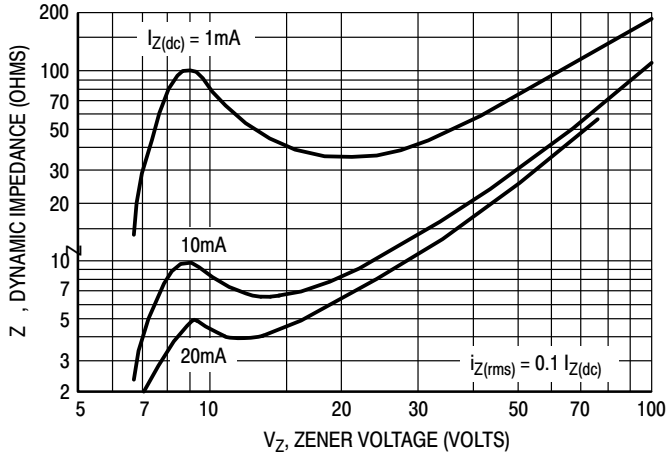


Figure 7. Effect of Zener Voltage

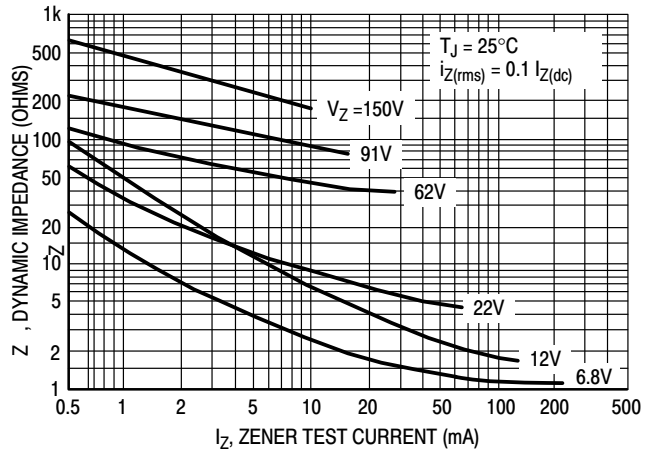


Figure 8. Effect of Zener Current

**Rating and Typical Characteristic Curves ( $T_A = 25^\circ\text{C}$ )**

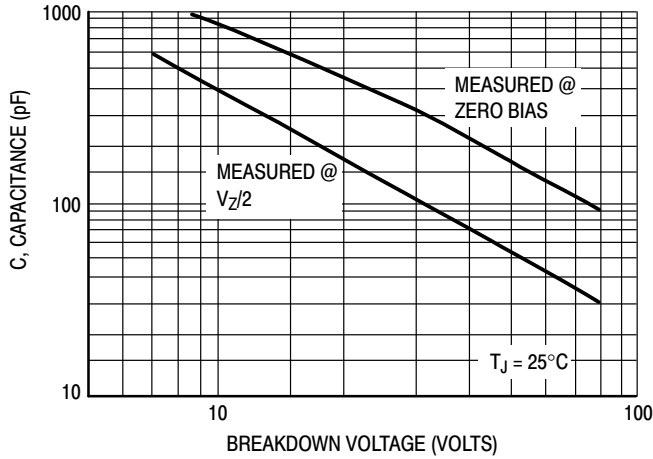


Figure 9. Capacitance Curve

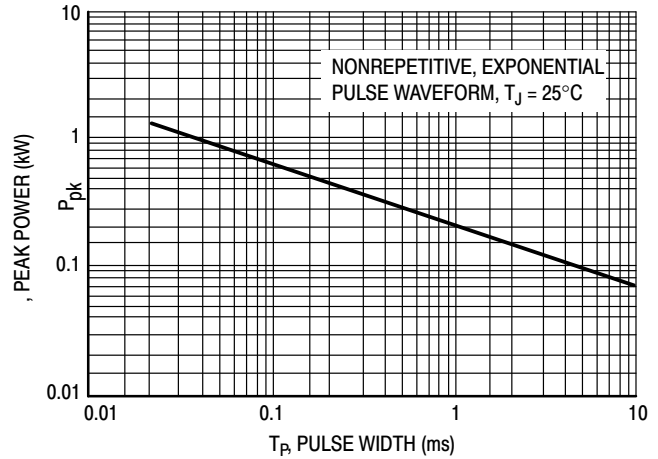


Figure 10. Typical Pulse Rating Curve

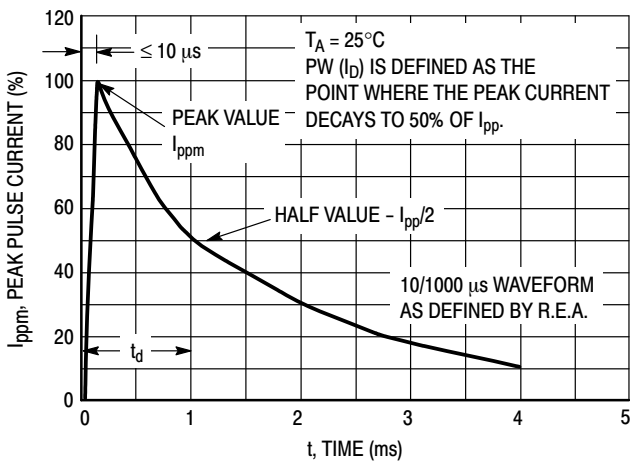


Figure 11. Pulse Waveform

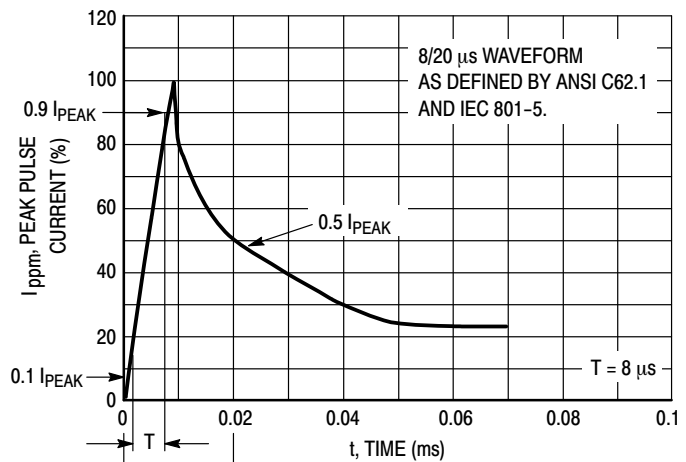
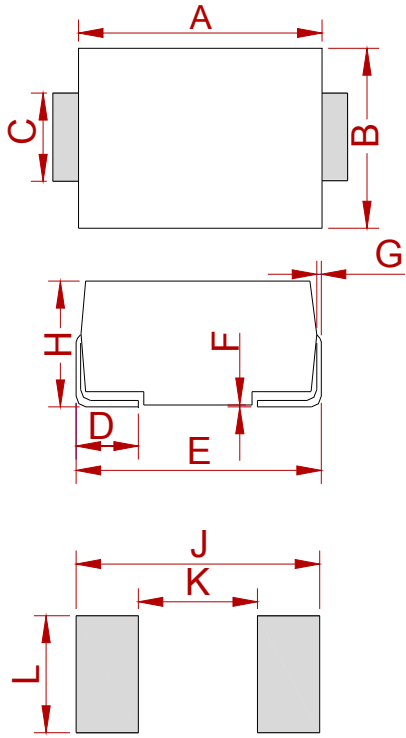


Figure 12. Pulse Waveform

**PACKAGE MECHANICAL DATA**



DO-214AA (SMB)

Ref.	Dimensions			
	Millimeters		Inches	
	Min.	Max.	Min.	Max.
A	4.25	4.75	0.167	0.187
B	3.30	3.94	0.130	0.155
C	1.85	2.21	0.073	0.087
D	0.76	1.52	0.030	0.060
E	5.08	5.59	0.200	0.220
F	0.051	0.203	0.002	0.008
G	0.15	0.31	0.006	0.012
H	2.11	2.44	0.083	0.096
J	6.80		0.270	
K		2.60		0.100
L	2.40		0.090	

**REEL SPECIFICATION**

P/N	PKG	QTY
1SMB59XXBT3G-MS	SMB	2500

## Attention

- Any and all MSKSEMI Semiconductor products described or contained herein do not have specifications that can handle applications that require extremely high levels of reliability, such as life-support systems, aircraft's control systems, or other applications whose failure can be reasonably expected to result in serious physical and/or material damage. Consult with your MSKSEMI Semiconductor representative nearest you before using any MSKSEMI Semiconductor products described or contained herein in such applications.
- MSKSEMI Semiconductor assumes no responsibility for equipment failures that result from using products at values that exceed, even momentarily, rated values (such as maximum ratings, operating condition ranges, or other parameters) listed in products specifications of any and all MSKSEMI Semiconductor products described or contained herein.
- Specifications of any and all MSKSEMI Semiconductor products described or contained herein stipulate the performance, characteristics, and functions of the described products in the independent state, and are not guarantees of the performance, characteristics, and functions of the described products as mounted in the customer's products or equipment. To verify symptoms and states that cannot be evaluated in an independent device, the customer should always evaluate and test devices mounted in the customer's products or equipment.
- MSKSEMI Semiconductor strives to supply high-quality high-reliability products. However, any and all semiconductor products fail with some probability. It is possible that these probabilistic failures could give rise to accidents or events that could endanger human lives, that could give rise to smoke or fire, or that could cause damage to other property. When designing equipment, adopt safety measures so that these kinds of accidents or events cannot occur. Such measures include but are not limited to protective circuits and error prevention circuits for safe design, redundant design, and structural design.
- In the event that any or all MSKSEMI Semiconductor products (including technical data, services) described or contained herein are controlled under any of applicable local export control laws and regulations, such products must not be exported without obtaining the export license from the authorities concerned in accordance with the above law.
- No part of this publication may be reproduced or transmitted in any form or by any means, electronic or mechanical, including photocopying and recording, or any information storage or retrieval system, or otherwise, without the prior written permission of MSKSEMI Semiconductor.
- Information (including circuit diagrams and circuit parameters) herein is for example only ; it is not guaranteed for volume production. MSKSEMI Semiconductor believes information herein is accurate and reliable, but no guarantees are made or implied regarding its use or any infringements of intellectual property rights or other rights of third parties.
- Any and all information described or contained herein are subject to change without notice due to product/technology improvement, etc. When designing equipment, refer to the "Delivery Specification" for the MSKSEMI Semiconductor product that you intend to use.



## X-ON Electronics

Largest Supplier of Electrical and Electronic Components

*Click to view similar products for [Zener Diodes](#) category:*

*Click to view products by [MSKSEMI](#) manufacturer:*

Other Similar products are found below :

[RKZ13B2KG#P1](#) [DL5234B](#) [EDZTE6113B](#) [1N4682](#) [1N4693](#) [1N4732A](#) [1N4736A](#) [1N4750A](#) [1N4759ARL](#) [1N5241B](#) [1N5365B](#) [1N5369B](#)  
[1N747A](#) [1N964B](#) [1N966B](#) [1N968B](#) [1N972B](#) [JANS1N4974US](#) [JANTX1N5907](#) [1N4692](#) [1N4700](#) [1N4702](#) [1N4704](#) [1N4711](#) [1N4714](#)  
[1N4745ARL](#) [1N4752ARL](#) [1N4760ARL](#) [1N5221B](#) [1N5242BTR](#) [1N5350B](#) [1N5352B](#) [1N961BRR1](#) [1N964BRL](#) [RKZ5.1BKU#P6](#)  
[3SMAJ5946B-TP](#) [3SMAJ5950B-TP](#) [3SMBJ5925B-TP](#) [MMSZ5230BQ-13-F](#) [MMSZ5232BQ-13-F](#) [BZX84C7V5](#) [3SMAJ5945B-TP](#)  
[3SMAJ5947B-TP](#) [3SMBJ5941B-TP](#) [DL4732A-T3](#) [DZ2S240M0L](#) [SMAZ27-TP](#) [ZMM5224B-7](#) [RD16UM-T1-A](#) [RD39S-T1-A](#)