

MSKSEMI

SEMICONDUCTOR




ESD



TVS



TSS



MOV



GDT



PLED

Product data sheet

Other Data

Body
End termination
Packaging
Complies with Standard

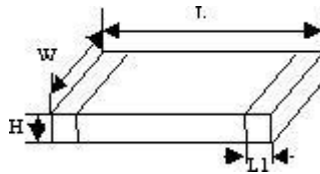
ZnO
Ag/Ni/Sn
Tape
IEC61000-4-2、IEC61000-4-5

Notes:

- *1 AC voltage at 50~60Hz
- *2 Varistor voltage
- *3 Capacitance
- *4 Maximum clamping voltage
- *5 Rated peak single pulse transient current

Measured at 1mA DC
Measured at f=1kHz, Vrms=0.5V
Measured at 1A by 8/20μs Pulse
Measured by 8/20μs Pulse

Size:		Unit: mm		
PKG	Length (L)	Width (W)	High (H)	Termination (L1)
0402	1.00±0.20	0.50±0.20	0.70 (max)	0.30±0.20



Standards

MS 0402 ESDA XX
 ① ② ③ ④

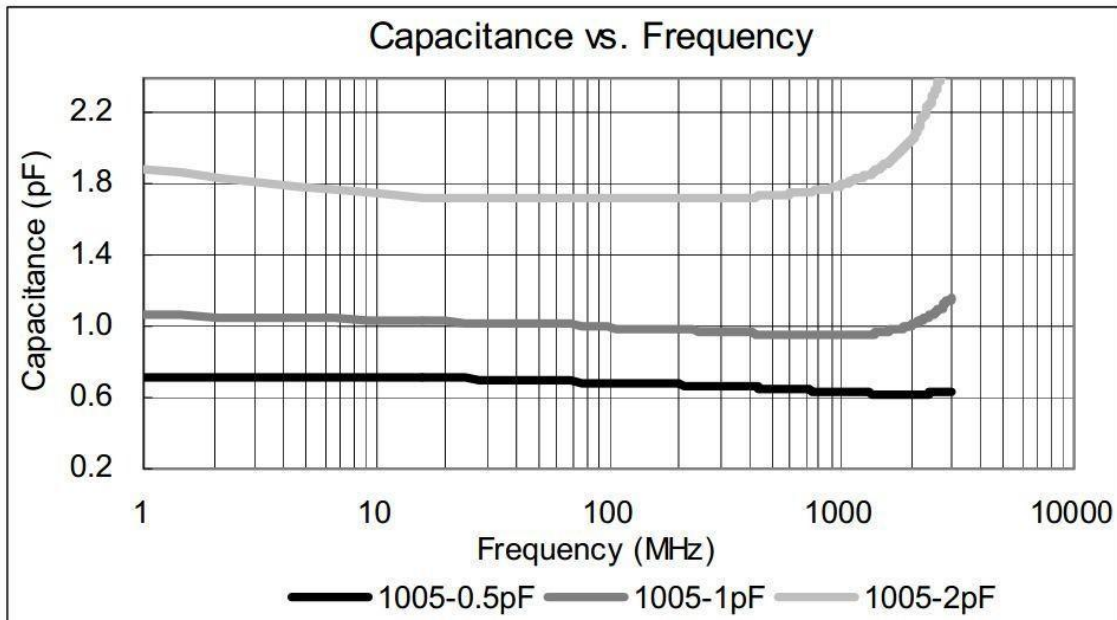
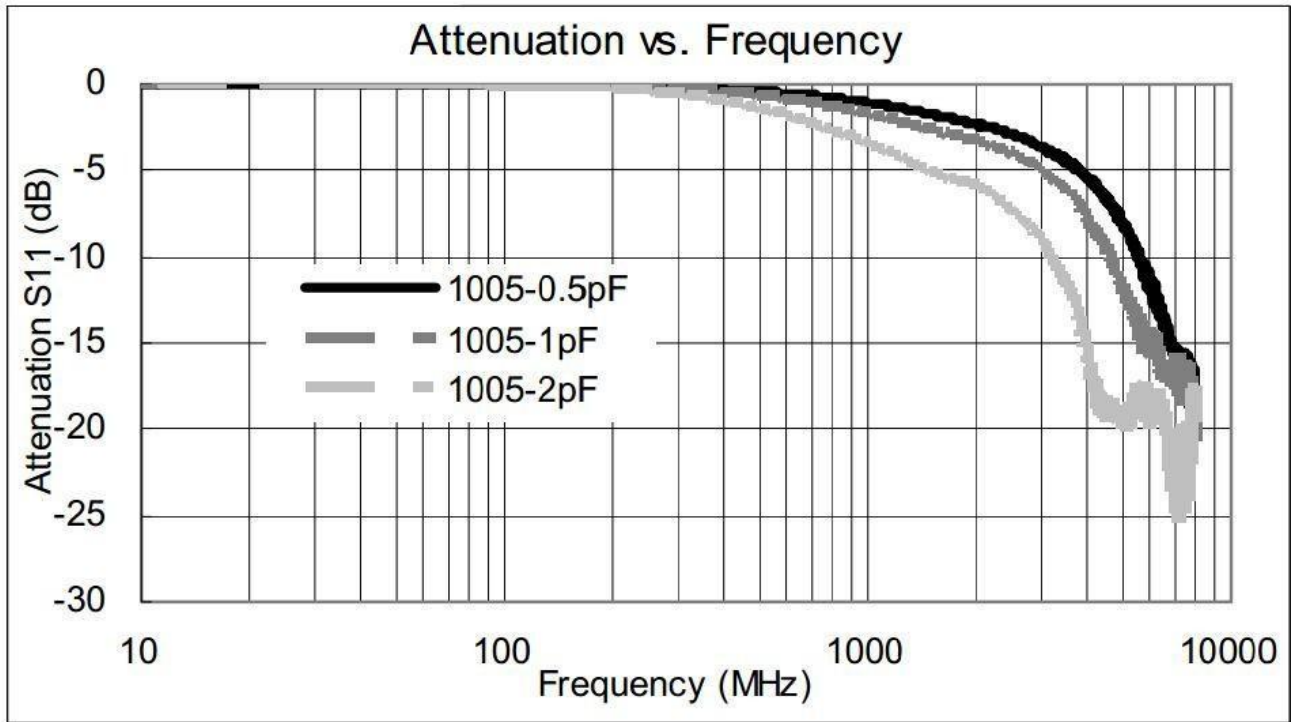
- ① production series: msksemi
- ② size: 0402
- ③ type: ESD高分子保护器件
- ④ V_{DC} : 5V 9V 12V 14V 18V 24V

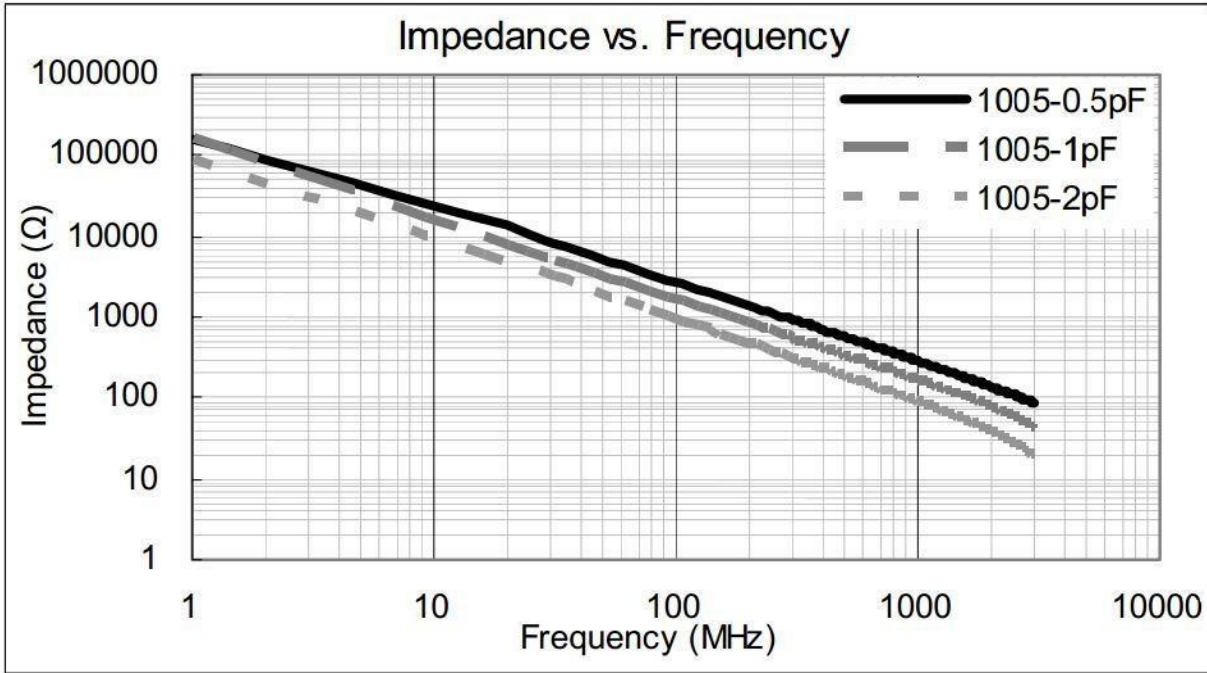
Technical Data	Symbol	Value	Unit
Maximum allowable continuous DC voltage	V _{DC}	5.0	V
Varistor voltage Measured*2	V _B	130	V
Varistor voltage tolerance		±20	%
Typical capacitance value measured*3	C	1.0	pF
Typical capacitance value tolerance		±0.3	PF
Maximum clamping voltage measured*4	V _C	250	V

Reference Data

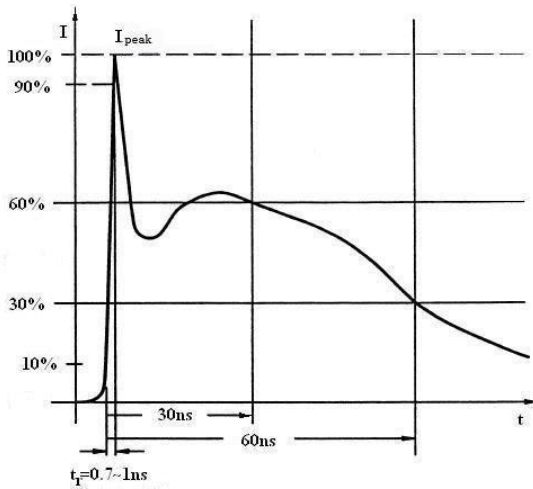
Response time	T _{rise}	<1	ns
Leakage current at V _B ×80%(At initial state)	I _{LVB}	<20	μA
Leakage current at V _B ×80%(After reliability Test)	I _{LVBA}	<100	μA
Operating ambient temperature		- 55~+125	°C
Storage temperature		- 40~+125	°C
Reflow temperature profile(Recommend)		260	°C

V-I characteristic





Esd Wave Form



IEC61000-4-2 Standards

SEVERITY LEVEL	AIRDIRCHARGE	DIRECT ISCHARGE
1	2 kV	2 kV
2	4 kV	4 kV
3	8 kV	6 kV
4	15 kV	8 kV

IEC61000-4-2 Compliant ESD Current Pulse Waveform

Attention

■ Any and all MSKSEMI Semiconductor products described or contained herein do not have specifications that can handle applications that require extremely high levels of reliability, such as life-support systems, aircraft's control systems, or other applications whose failure can be reasonably expected to result in serious physical and/or material damage. Consult with your MSKSEMI Semiconductor representative nearest you before using any MSKSEMI Semiconductor products described or contained herein in such applications.

■ MSKSEMI Semiconductor assumes no responsibility for equipment failures that result from using products at values that exceed, even momentarily, rated values (such as maximum ratings, operating condition ranges, or other parameters) listed in products specifications of any and all MSKSEMI Semiconductor products described or contained herein.

■ Specifications of any and all MSKSEMI Semiconductor products described or contained herein stipulate the performance, characteristics, and functions of the described products in the independent state, and are not guarantees of the performance, characteristics, and functions of the described products as mounted in the customer's products or equipment. To verify symptoms and states that cannot be evaluated in an independent device, the customer should always evaluate and test devices mounted in the customer's products or equipment.

■ MSKSEMI Semiconductor strives to supply high-quality high-reliability products. However, any and all semiconductor products fail with some probability. It is possible that these probabilistic failures could give rise to accidents or events that could endanger human lives, that could give rise to smoke or fire, or that could cause damage to other property. When designing equipment, adopt safety measures so that these kinds of accidents or events cannot occur. Such measures include but are not limited to protective circuits and error prevention circuits for safe design, redundant design, and structural design.

■ In the event that any or all MSKSEMI Semiconductor products (including technical data, services) described or contained herein are controlled under any of applicable local export control laws and regulations, such products must not be exported without obtaining the export license from the authorities concerned in accordance with the above law.

■ No part of this publication may be reproduced or transmitted in any form or by any means, electronic or mechanical, including photocopying and recording, or any information storage or retrieval system, or otherwise, without the prior written permission of MSKSEMI Semiconductor.

■ Information (including circuit diagrams and circuit parameters) herein is for example only ; it is not guaranteed for volume production. MSKSEMI Semiconductor believes information herein is accurate and reliable, but no guarantees are made or implied regarding its use or any infringements of intellectual property rights or other rights of third parties.

■ Any and all information described or contained herein are subject to change without notice due to product/technology improvement, etc. When designing equipment, refer to the "Delivery Specification" for the MSKSEMI Semiconductor product that you intend to use.

X-ON Electronics

Largest Supplier of Electrical and Electronic Components

Click to view similar products for [ESD Suppressors / TVS Diodes](#) category:

Click to view products by [MSKSEMI](#) manufacturer:

Other Similar products are found below :

[60KS200C](#) [D18V0L1B2LP-7B](#) [D5V0F4U5P5-7](#) [DESD5V0U1BB-7](#) [NTE4902](#) [P4KE27CA](#) [P6KE11CA](#) [P6KE39CA-TP](#) [P6KE8.2A](#)
[SA110CA](#) [SA60CA](#) [SA64CA](#) [SMBJ12CATR](#) [SMBJ33CATR](#) [SMBJ8.0A](#) [ESD101-B1-02ELS E6327](#) [ESD105-B1-02EL E6327](#) [ESD112-B1-02EL E6327](#) [ESD119B1W01005E6327XTSA1](#) [ESD5V0L1B02VH6327XTSA1](#) [ESD7451N2T5G](#) [19180-510](#) [CPDT-5V0USP-HF](#)
[3.0SMCJ33CA-F](#) [3.0SMCJ36A-F](#) [HSPC16701B02TP](#) [D3V3Q1B2DLP3-7](#) [D55V0M1B2WS-7](#) [DESD5V0U1BL-7B](#) [DRTR5V0U4SL-7](#)
[SCM1293A-04SO](#) [ESD200-B1-CSP0201 E6327](#) [SM12-7](#) [SMLJ45CA-TP](#) [CEN955 W/DATA](#) [82350120560](#) [VESD12A1A-HD1-GS08](#)
[CPDUR5V0R-HF](#) [CPDQC5V0U-HF](#) [CPDQC5V0USP-HF](#) [CPDQC5V0-HF](#) [D1213A-01LP4-7B](#) [D1213A-02WL-7](#) [MMAD1108/TR13](#)
[5KP100A](#) [5KP15A](#) [5KP18A](#) [5KP48A](#) [5KP90A](#) [5KP90CA](#)