

# MSKSEMI

SEMICONDUCTOR



ESD



TVS



TSS



MOV




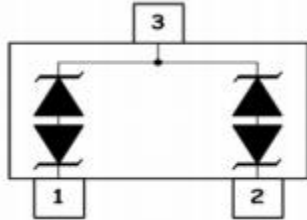
GDT



PLED

Product data sheet

**PIN CONFIGURATION**



SOT-23

**FEATURES**

- ❖ IEC61000-4-2 (ESD)  $\pm 30\text{kV}$  (Contact)  $\pm 30\text{kV}$  (Air)
- ❖ IEC61000-4-4 (EFT) 40A (5/50ns)
- ❖ 350 Watts Peak Pulse Power per ( $t_p=8/20\mu\text{s}$ )
- ❖ Protects two bidirectional lines
- ❖ Low clamping voltage
- ❖ Working voltages: 3.3V to 36V
- ❖ Low leakage current

**MACHANICAL DATA**

- ❖ SOT-23 package
- ❖ Flammability Rating: UL 94V-0
- ❖ Packaging: Tape and Reel
- ❖ High temperature soldering guaranteed: 260C/10s
- ❖ Reel size: 7 inch
- ❖ MSL 1

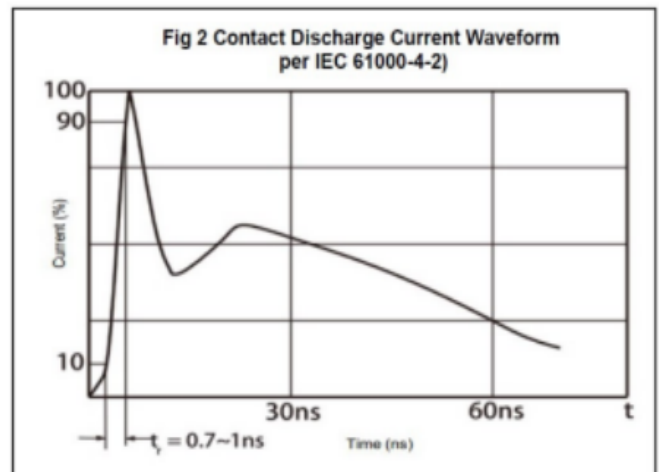
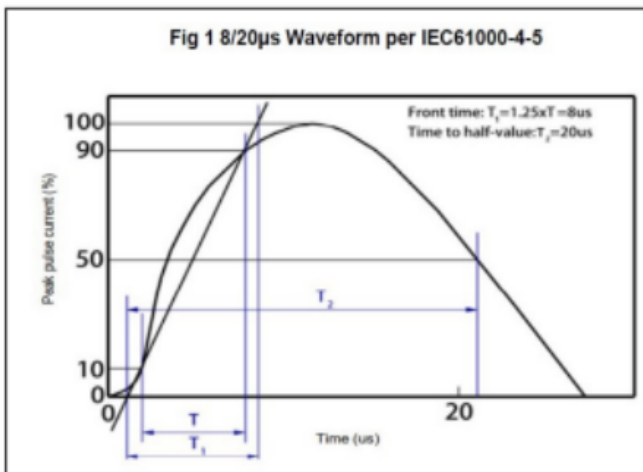
**APPLICATIONS**

- ❖ Cell Phone Handsets and Accessories
- ❖ Microprocessor based equipment
- ❖ Personal Digital Assistants (PDA's)
- ❖ Notebooks, Desktops, and Servers
- ❖ Portable Instrumentation
- ❖ Networking and Telecom
- ❖ Serial and Parallel Ports.
- ❖ Peripherals

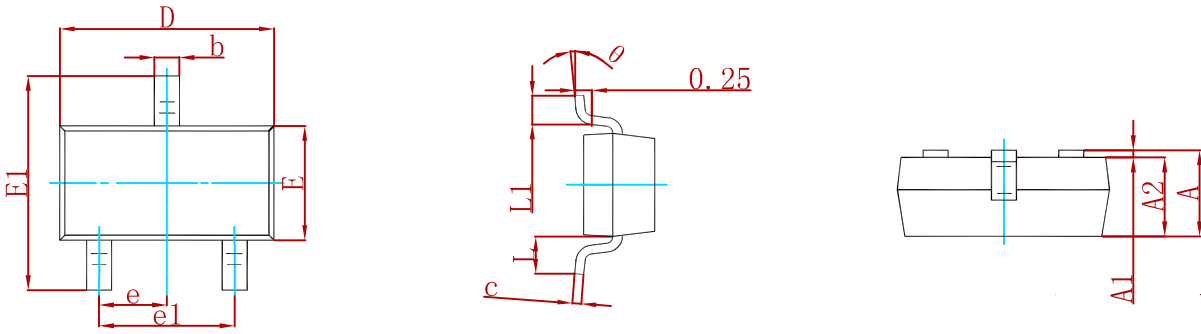
<b>ABSOLUTE MAXIMUM RATING</b>			
Symbol	Parameter	Value	Units
$V_{\text{ESD}}$	ESD per IEC 61000-4-2 (Contact)	$\pm 30$	kV
	ESD per IEC 61000-4-2 (Air)	$\pm 30$	
$P_{\text{PP}}$	Peak Pulse Power (8/20 $\mu\text{s}$ )	350	W
$T_{\text{OPT}}$	Operating Temperature	-55/+150	$^{\circ}\text{C}$
$T_{\text{STG}}$	Storage Temperature	-55/+150	$^{\circ}\text{C}$
$T_{\text{L}}$	Lead Soldering Temperature	260 (10 sec.)	$^{\circ}\text{C}$

ELECTRICAL CHARACTERISTICS (Tamb=25 <sup>0</sup> C)									
P/N	MARK	V <sub>RWM</sub> (V) (max.)	V <sub>B</sub> (V) (min.)	I <sub>T</sub> (mA)	V <sub>C@1A</sub> (V) (max.)	V <sub>C</sub> (V) (max.) (@A)		I <sub>R</sub> (μA) (max.)	C <sub>J</sub> (pF) (max.)
SM03C-MS	C03	3.3	4.0	1	7.5	16.0	20	40	450
SM05C-MS	C05	5.0	6.0	1	9.8	18.0	17	10	200
SM08C-MS	C08	8.0	8.5	1	13.4	24.0	15	2	120
SM12C-MS	C12	12.0	13.3	1	19.0	32.0	11	1	75
SM15C-MS	C15	15.0	16.7	1	24.0	38.0	10	1	68
SM18C-MS	C18	18.0	20.0	1	29.0	45.0	9	1	57
SM20C-MS	C20	20.0	22.3	1	35.0	50.0	8	1	52
SM24C-MS	C24	24.0	26.7	1	43.0	52.0	7	1	50
SM36C-MS	C36	36.0	40.0	1	60.0	75.0	4.5	1	35

**ELECTRICAL CHARACTERISTICS CURVE**

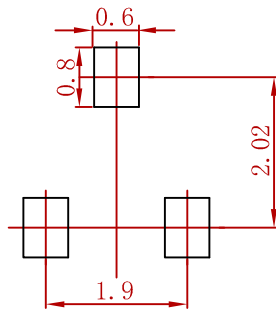


**PACKAGE MECHANICAL DATA**



Symbol	Dimensions In Millimeters		Dimensions In Inches	
	Min	Max	Min	Max
A	0.900	1.150	0.035	0.045
A1	0.000	0.100	0.000	0.004
A2	0.900	1.050	0.035	0.041
b	0.300	0.500	0.012	0.020
c	0.080	0.150	0.003	0.006
D	2.800	3.000	0.110	0.118
E	1.200	1.400	0.047	0.055
E1	2.250	2.550	0.089	0.100
e	0.950 TYP		0.037 TYP	
e1	1.800	2.000	0.071	0.079
L	0.550 REF		0.022 REF	
L1	0.300	0.500	0.012	0.020
θ	0°	8°	0°	8°

**Suggested Pad Layout**



- Note:
1. Controlling dimension: in millimeters.
  2. General tolerance: ± 0.05mm.
  3. The pad layout is for reference purposes only.

**REEL SPECIFICATION**

P/N	PKG	QTY
SMXXC-MS	SOT-23	3000

## Attention

- Any and all MSKSEMI Semiconductor products described or contained herein do not have specifications that can handle applications that require extremely high levels of reliability, such as life-support systems, aircraft's control systems, or other applications whose failure can be reasonably expected to result in serious physical and/or material damage. Consult with your MSKSEMI Semiconductor representative nearest you before using any MSKSEMI Semiconductor products described or contained herein in such applications.
- MSKSEMI Semiconductor assumes no responsibility for equipment failures that result from using products at values that exceed, even momentarily, rated values (such as maximum ratings, operating condition ranges, or other parameters) listed in products specifications of any and all MSKSEMI Semiconductor products described or contained herein.
- Specifications of any and all MSKSEMI Semiconductor products described or contained herein stipulate the performance, characteristics, and functions of the described products in the independent state, and are not guarantees of the performance, characteristics, and functions of the described products as mounted in the customer's products or equipment. To verify symptoms and states that cannot be evaluated in an independent device, the customer should always evaluate and test devices mounted in the customer's products or equipment.
- MSKSEMI Semiconductor strives to supply high-quality high-reliability products. However, any and all semiconductor products fail with some probability. It is possible that these probabilistic failures could give rise to accidents or events that could endanger human lives, that could give rise to smoke or fire, or that could cause damage to other property. When designing equipment, adopt safety measures so that these kinds of accidents or events cannot occur. Such measures include but are not limited to protective circuits and error prevention circuits for safe design, redundant design, and structural design.
- In the event that any or all MSKSEMI Semiconductor products (including technical data, services) described or contained herein are controlled under any of applicable local export control laws and regulations, such products must not be exported without obtaining the export license from the authorities concerned in accordance with the above law.
- No part of this publication may be reproduced or transmitted in any form or by any means, electronic or mechanical, including photocopying and recording, or any information storage or retrieval system, or otherwise, without the prior written permission of MSKSEMI Semiconductor.
- Information (including circuit diagrams and circuit parameters) herein is for example only ; it is not guaranteed for volume production. MSKSEMI Semiconductor believes information herein is accurate and reliable, but no guarantees are made or implied regarding its use or any infringement of intellectual property rights or other rights of third parties.
- Any and all information described or contained herein are subject to change without notice due to product/technology improvement, etc. When designing equipment, refer to the "Delivery Specification" for the MSKSEMI Semiconductor product that you intend to use.

## X-ON Electronics

Largest Supplier of Electrical and Electronic Components

*Click to view similar products for [ESD Suppressors / TVS Diodes](#) category:*

*Click to view products by [MSKSEMI](#) manufacturer:*

Other Similar products are found below :

[60KS200C](#) [D18V0L1B2LP-7B](#) [D5V0F4U5P5-7](#) [NTE4902](#) [P4KE27CA](#) [P6KE11CA](#) [P6KE8.2A](#) [SA60CA](#) [SA64CA](#) [SMBJ12CATR](#)  
[SMBJ33CATR](#) [SMBJ6.5A](#) [SMBJ8.0A](#) [ESD101-B1-02ELS E6327](#) [ESD112-B1-02EL E6327](#) [ESD7451N2T5G](#) [19180-510](#) [CPDT-5V0USP-](#)  
[HF](#) [3.0SMCJ33CA-F](#) [3.0SMCJ36A-F](#) [HSPC16701B02TP](#) [JANTX1N6126A](#) [D3V3Q1B2DLP3-7](#) [D55V0M1B2WS-7](#) [SCM1293A-04SO](#)  
[ESD200-B1-CSP0201 E6327](#) [SM12-7](#) [CEN955 W/DATA](#) [VESD12A1A-HD1-GS08](#) [CPDQC5V0-HF](#) [D1213A-01LP4-7B](#) [ESD101-B1-02EL](#)  
[E6327](#) [AOZ8808DI-03](#) [5KP15A](#) [5KP48A](#) [5KP90A](#) [ESD3V3D7-TP](#) [15KPA36A-LF](#) [P4KE56CA](#) [P4KE68A](#) [P4KE91CATR](#) [P6KE120A](#)  
[P6KE13CA](#) [P6KE43CA](#) [P6KE6.8CA](#) [P6KE8.2](#) [P6SMBJ20CA](#) [JANTX1N6072A](#) [SR2835ESKG](#) [SA90CA](#)