

# MSKSEMI 美森科

SEMICONDUCTOR



ESD



TVS



TSS



MOV



GDT



PLED

## **SMAZXX-MS**

**Product specification**

**SURFACE MOUNT SILICON  
ZENER DIODES**

**VZ : 5.1 - 39 Volts**

**PD : 1 Watt**




**FEATURES**

- Complete Voltage Range 5.1 to 39 Volts
- High Surge Capability
- Ideally Suited for Automatic Assembly
- Standard VZ Tolerance is  $\pm 5\%$
- Pb / RoHS Free

**ECHANICAL DATA**

- Case : SMA Molded plastic
- Epoxy : UL94V-O rate flame retardant
- Polarity : Color band denotes cathode end
- Mounting position : Any
- Weight : 0.060 gram (Approximately)

**Reference News**

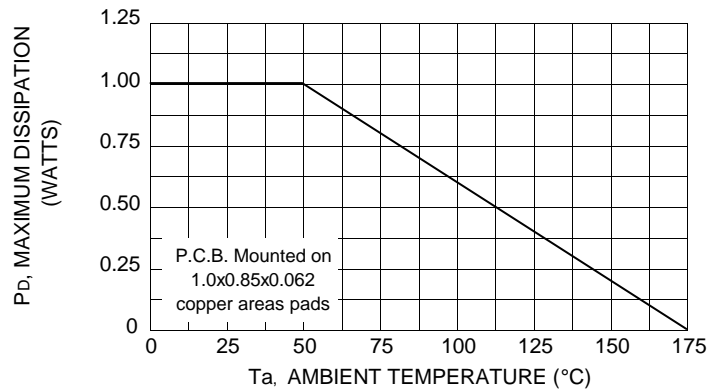
| PACKAGE OUTLINE   | PIN CONFIGURATION   | Marking Information   |
|---|---|---|
|  |  |  <p>Notes :SMAZ5V1-MS=Z5V1<br/>SMAZ5V6-MS=Z5V6<br/>SMAZ6V2-MS=Z6V2<br/>And so on<br/>.....<br/>.....</p> |
| SMA(DO-214AC)   |   |   |

**MAXIMUM RATINGS**

Rating at 25 °C ambient temperature unless otherwise specified

| Rating  | Symbol           | Value         | Unit |
|---|------------------|---------------|------|
| DC Power Dissipation at Ta = 50 °C (Note1)          | P <sub>D</sub>   | 1.0           | W    |
| Maximum Forward Voltage at I <sub>F</sub> = 200 mA  | V <sub>F</sub>   | 1.2           | V    |
| Temperature Resistance Junction to Ambient (Note 1) | R <sub>θJA</sub> | 125           | °C   |
| Junction and Storage Temperature Range              | T <sub>STG</sub> | - 65 to + 150 | °C   |

**Fig. 1 MAXIMUM CONTINUOUS POWER DERATING**



## ELECTRICAL CHARACTERISTICS

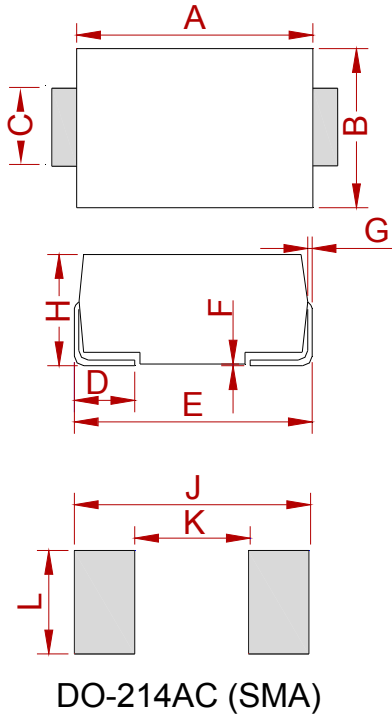
Rating at 25 °C ambient temperature unless otherwise specified

| Type Number | Marking | Zener Voltage <sup>(2)</sup><br>V <sub>Z</sub> @ I <sub>ZT</sub> |       |       |                 | Maximum Zener Impedance           |                                   |                 | Maximum Reverse Leakage Current, I <sub>R</sub> |      | Maximum DC Zener Current <sup>(1)</sup><br>I <sub>ZM</sub> (mA) |
|-------------|---------|--|-------|-------|-----------------|-----------------------------------|-----------------------------------|-----------------|---|------|---|
|             |         | Nom  | Min   | Max   | I <sub>ZT</sub> | Z <sub>ZT</sub> @ I <sub>ZT</sub> | Z <sub>Zk</sub> @ I <sub>Zk</sub> | I <sub>Zk</sub> | I <sub>R</sub> @ V <sub>R</sub>                 |      |   |
|             |         | (V)  | (V)   | (V)   | (mA)            | (Ω)                               | (Ω)                               | (mA)            | (μA) (V)  |      |   |
| SMAZ5V1-MS  | Z5V1    | 5.1  | 4.84  | 5.40  | 100             | 5.0                               | 500                               | 1.0             | 2.5   | 1.0  | 196   |
| SMAZ5V6-MS  | Z5V6    | 5.6  | 5.32  | 5.88  | 100             | 2.0                               | 250                               | 2.0             | 5.0   | 2.0  | 179   |
| SMAZ6V2-MS  | Z6V2    | 6.2  | 5.89  | 6.51  | 100             | 2.0                               | 200                               | 2.0             | 5.0   | 3.0  | 161   |
| SMAZ6V8-MS  | Z6V8    | 6.8  | 6.46  | 7.14  | 100             | 2.0                               | 200                               | 1.0             | 5.0   | 4.0  | 147   |
| SMAZ7V5-MS  | Z7V5    | 7.5  | 7.13  | 7.88  | 100             | 2.0                               | 450                               | 1.0             | 5.0   | 5.0  | 133   |
| SMAZ8V2-MS  | Z8V2    | 8.2  | 7.79  | 8.61  | 100             | 2.0                               | 200                               | 1.0             | 5.0   | 6.0  | 122   |
| SMAZ9V1-MS  | Z9V1    | 9.1  | 8.65  | 9.56  | 50              | 4.0                               | 200                               | 1.0             | 5.0   | 7.0  | 10  |
| SMAZ10-MS   | Z10     | 10.0   | 9.50  | 10.50 | 50              | 4.0                               | 200                               | 1.0             | 1.0   | 7.6  | 100   |
| SMAZ12-MS   | Z12     | 12.0   | 11.40 | 12.60 | 50              | 7.0                               | 150                               | 1.0             | 1.0   | 9.1  | 83  |
| SMAZ15-MS   | Z15     | 15.0   | 14.25 | 15.75 | 50              | 10                                | 150                               | 1.0             | 1.0   | 11.4 | 67  |
| SMAZ16-MS   | Z16     | 16.0   | 15.20 | 16.80 | 25              | 15                                | 150                               | 1.0             | 0.5   | 12.2 | 63  |
| SMAZ18-MS   | Z18     | 18.0   | 17.10 | 18.90 | 25              | 15                                | 150                               | 1.0             | 0.5   | 13.7 | 56  |
| SMAZ20-MS   | Z20     | 20.0   | 19.00 | 21.00 | 25              | 15                                | 180                               | 1.0             | 0.5   | 15.2 | 50  |
| SMAZ22-MS   | Z22     | 22.0   | 20.90 | 23.10 | 25              | 15                                | 180                               | 1.0             | 0.5   | 16.7 | 45  |
| SMAZ24-MS   | Z24     | 24.0   | 22.80 | 25.20 | 25              | 15                                | 180                               | 1.0             | 0.5   | 18.2 | 42  |
| SMAZ27-MS   | Z27     | 27.0   | 25.65 | 28.35 | 25              | 15                                | 200                               | 1.0             | 0.5   | 20.5 | 37  |
| SMAZ30-MS   | Z30     | 30.0   | 28.50 | 31.50 | 25              | 15                                | 250                               | 1.0             | 0.5   | 22.8 | 33  |
| SMAZ33-MS   | Z33     | 33.0   | 31.35 | 34.65 | 25              | 15                                | 300                               | 1.0             | 0.5   | 25.1 | 30  |
| SMAZ36-MS   | Z36     | 36.0   | 34.20 | 37.80 | 10              | 40                                | 350                               | 1.0             | 0.5   | 27.4 | 28  |
| SMAZ39-MS   | Z39     | 39.0   | 37.05 | 40.95 | 10              | 40                                | 450                               | 1.0             | 0.5   | 29.6 | 26  |

**Notes :**

- (1) P.C.B. Mounted on 1.0" x 0.85" x 0.062" copper areas pads.
- (2) Short duration test pulse used to minimize self-heating effect.
- (3) "SMA" will be omitted in marking on the diode.

**PACKAGE MECHANICAL DATA**



| Ref. | Dimensions  |       |        |       |
|------|-------------|-------|--------|-------|
|      | Millimeters |       | Inches |       |
|      | Min.        | Max.  | Min.   | Max.  |
| A    | 4.25        | 4.65  | 0.167  | 0.183 |
| B    | 2.50        | 2.90  | 0.098  | 0.114 |
| C    | 1.35        | 1.65  | 0.053  | 0.065 |
| D    | 0.76        | 1.52  | 0.030  | 0.060 |
| E    | 4.93        | 5.28  | 0.194  | 0.208 |
| F    | 0.051       | 0.203 | 0.002  | 0.008 |
| G    | 0.15        | 0.31  | 0.006  | 0.012 |
| H    | 1.98        | 2.41  | 0.078  | 0.095 |
| J    | 6.50        |       | 0.256  |       |
| K    |             | 2.30  |        | 0.090 |
| L    | 1.70        |       | 0.067  |       |

**REEL SPECIFICATION**

| P/N       | PKG | QTY  |
|-----------|-----|------|
| SMAZXX-MS | SMA | 2000 |

## Attention

- Any and all MSKSEMI Semiconductor products described or contained herein do not have specifications that can handle applications that require extremely high levels of reliability, such as life-support systems, aircraft's control systems, or other applications whose failure can be reasonably expected to result in serious physical and/or material damage. Consult with your MSKSEMI Semiconductor representative nearest you before using any MSKSEMI Semiconductor products described or contained herein in such applications.
- MSKSEMI Semiconductor assumes no responsibility for equipment failures that result from using products at values that exceed, even momentarily, rated values (such as maximum ratings, operating condition ranges, or other parameters) listed in products specifications of any and all MSKSEMI Semiconductor products described or contained herein.
- Specifications of any and all MSKSEMI Semiconductor products described or contained herein stipulate the performance, characteristics, and functions of the described products in the independent state, and are not guarantees of the performance, characteristics, and functions of the described products as mounted in the customer's products or equipment. To verify symptoms and states that cannot be evaluated in an independent device, the customer should always evaluate and test devices mounted in the customer's products or equipment.
- MSKSEMI Semiconductor strives to supply high-quality high-reliability products. However, any and all semiconductor products fail with some probability. It is possible that these probabilistic failures could give rise to accidents or events that could endanger human lives, that could give rise to smoke or fire, or that could cause damage to other property. When designing equipment, adopt safety measures so that these kinds of accidents or events cannot occur. Such measures include but are not limited to protective circuits and error prevention circuits for safe design, redundant design, and structural design.
- In the event that any or all MSKSEMI Semiconductor products (including technical data, services) described or contained herein are controlled under any of applicable local export control laws and regulations, such products must not be exported without obtaining the export license from the authorities concerned in accordance with the above law.
- No part of this publication may be reproduced or transmitted in any form or by any means, electronic or mechanical, including photocopying and recording, or any information storage or retrieval system, or otherwise, without the prior written permission of MSKSEMI Semiconductor.
- Information (including circuit diagrams and circuit parameters) herein is for example only ; it is not guaranteed for volume production. MSKSEMI Semiconductor believes information herein is accurate and reliable, but no guarantees are made or implied regarding its use or any infringements of intellectual property rights or other rights of third parties.
- Any and all information described or contained herein are subject to change without notice due to product/technology improvement, etc. When designing equipment, refer to the "Delivery Specification" for the MSKSEMI Semiconductor product that you intend to use.

## X-ON Electronics

Largest Supplier of Electrical and Electronic Components

*Click to view similar products for [Zener Diodes](#) category:*

*Click to view products by [MSKSEMI](#) manufacturer:*

Other Similar products are found below :

[RKZ13B2KG#P1](#) [DL5234B](#) [1N4682](#) [1N4693](#) [1N4732A](#) [1N4736A](#) [1N4750A](#) [1N4759ARL](#) [1N5241B](#) [1N5365B](#) [1N5369B](#) [1N747A](#)  
[1N964B](#) [1N966B](#) [1N968B](#) [1N972B](#) [JANS1N4974US](#) [1N4692](#) [1N4702](#) [1N4704](#) [1N4711](#) [1N4714](#) [1N4745ARL](#) [1N4752ARL](#) [1N4760ARL](#)  
[1N5221B](#) [1N5242BTR](#) [1N5350B](#) [1N5352B](#) [1N961BRR1](#) [1N964BRL](#) [RKZ5.1BKU#P6](#) [3SMAJ5946B-TP](#) [3SMAJ5950B-TP](#)  
[MMSZ5230BQ-13-F](#) [MMSZ5232BQ-13-F](#) [BZX84C7V5](#) [3SMAJ5945B-TP](#) [3SMAJ5947B-TP](#) [3SMBJ5941B-TP](#) [DZ2S240M0L](#) [SMAZ27-](#)  
[TP](#) [ZMM5224B-7](#) [RD16UM-T1-A](#) [RD39S-T1-A](#) [RD10S-T1-A](#) [CDZT2R5.6B](#) [1N4762A G](#) [Z1SMA18](#) [JANTX1N4553B](#)