

MSKSEMI

SEMICONDUCTOR




ESD



TVS



TSS



MOV



GDT



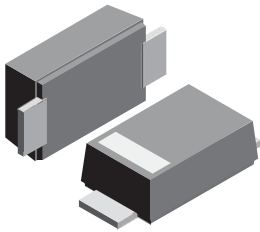
PLED

Product data sheet

POWER: 200Watts

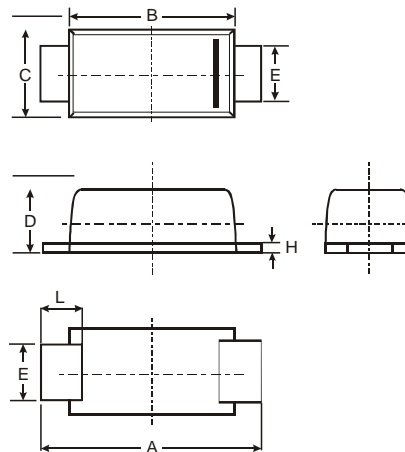
Features

- For surface mounted applications
- Low profile package
- Low incremental surge resistance, excellent clamping capability
- 200W peak pulse power capability with a10/1000 μs wave from, repetition rate (duty cycle):0.01%
- High temperature soldering guaranteed: 260 °C/10 seconds, at terminals



Mechanical Data

- Case: JEDEC SOD-123FL, molded plastic over passivated chip
- Polarity: Color band denotes positive end (cathode) except for bidirectional
- Mounting position: Any
- Weight: 0.006 ounces, 0.02 gram



SOD-123FL			
Dim	Min	Max	Typ
A	3.50	3.80	3.65
B	2.60	2.90	2.75
C	1.70	1.90	1.80
D	1.00	1.30	1.15
E	0.80	1.10	0.95
H	0.12	0.20	0.16
L	0.07	0.09	0.08
All Dimensions in mm			

Maximum Ratings $T_A = 25^{\circ}\text{C}$ unless otherwise specified

Characteristic	Symbol	Value	Unit
Maximum P_{PK} Dissipation (PW - 10/1000 μs)	P_{PK}	200	W
Maximum P_{PK} Dissipation @ $T_a = 25^{\circ}\text{C}$ (PW - 8/10 μs) (Note 2)	P_{PK}	1000	W
DC Power Dissipation @ $T_a = 25^{\circ}\text{C}$ (Note 3)	P_D	385	mW
Derate above 25°C		4.0	mW/ °C
Thermal Resistance, Junction to Ambient (Note 3)	$R_{\theta JA}$	325	°C/W
Thermal Resistance, Junction to Lead (Note 3)	$R_{\theta JL}$	26	°C/W
Operating Junction and Storage Temperature Range	T_J, T_{STG}	-55 to +150	°C

Notes :

- (1) Non-repetitive current pulse at $T_a = 25^{\circ}\text{C}$, per waveform of Fig. 2.
- (2) Non-repetitive current pulse at $T_a = 25^{\circ}\text{C}$, per waveform of Fig. 5.
- (3) Mounted with recommended minimum pad size, DC board FR4.

TYPE		Marking		Reverse Stand-Off Voltage	Breakdown Voltage Min. @I _T	Breakdown Voltage Max. @ I _T	Test Current	Reverse Leakage @V _{RWM}	Maximum Clamping Voltage @I _{PP}	Peak Pulse Current
(Uni)	(Bi)	(Uni)	(Bi)	V _{RWM} (V)	V _{BR MIN} (V)	V _{BR MAX} (V)	I _T (mA)	I _R (uA)	V _C (V)	I _{PP} (A)
SMF5.0A	SMF5.0CA	KE	FE	5.0	6.40	7.00	10	400	9.2	21.7
SMF6.0A	SMF6.0CA	KG	FG	6.0	6.67	7.37	10	400	10.3	19.4
SMF6.5A	SMF6.5CA	KK	FK	6.5	7.22	7.98	10	250	11.2	17.9
SMF7.0A	SMF7.0CA	KM	FM	7.0	7.78	8.60	10	100	12.0	16.7
SMF7.5A	SMF7.5CA	KP	FP	7.5	8.33	9.21	1.0	50	12.9	15.5
SMF8.0A	SMF8.0CA	KR	FR	8.0	8.89	9.83	1.0	25	13.6	14.7
SMF8.5A	SMF8.5CA	KT	FT	8.5	9.44	10.4	1.0	10	14.4	13.9
SMF9.0A	SMF9.0CA	KV	FV	9.0	10.0	11.1	1.0	5.0	15.4	13.0
SMF10A	SMF10CA	KX	FX	10	11.1	12.3	1.0	2.5	17.0	11.8
SMF11A	SMF11CA	KZ	FZ	11	12.2	13.5	1.0	2.5	18.2	11.0
SMF12A	SMF12CA	LE	HE	12	13.3	14.7	1.0	2.5	19.9	10.1
SMF13A	SMF13CA	LG	HG	13	14.4	15.9	1.0	1.0	21.5	9.3
SMF14A	SMF14CA	LK	HK	14	15.6	17.2	1.0	1.0	23.2	8.6
SMF15A	SMF15CA	LM	HM	15	16.7	18.5	1.0	1.0	24.4	8.2
SMF16A	SMF16CA	LP	HP	16	17.8	19.7	1.0	1.0	26.0	7.7
SMF17A	SMF17CA	LR	HR	17	18.9	20.9	1.0	1.0	27.6	7.2
SMF18A	SMF18CA	LT	HT	18	20.0	22.1	1.0	1.0	29.2	6.8
SMF20A	SMF20CA	LV	HV	20	22.2	24.5	1.0	1.0	32.4	6.2
SMF22A	SMF22CA	LX	HX	22	24.4	26.9	1.0	1.0	35.5	5.6
SMF24A	SMF24CA	LZ	HZ	24	26.7	29.5	1.0	1.0	38.9	5.1
SMF26A	SMF26CA	ME	JE	26	28.9	31.9	1.0	1.0	42.1	4.8
SMF28A	SMF28CA	MG	JG	28	31.1	34.4	1.0	1.0	45.4	4.4
SMF30A	SMF30CA	MK	JK	30	33.3	36.8	1.0	1.0	48.4	4.1
SMF33A	SMF33CA	MM	JM	33	36.7	40.6	1.0	1.0	53.3	3.8
SMF36A	SMF36CA	MP	JP	36	40.0	44.2	1.0	1.0	58.1	3.4
SMF40A	SMF40CA	MR	JR	40	44.4	49.1	1.0	1.0	64.5	3.1
SMF43A	SMF43CA	MT	JT	43	47.8	52.8	1.0	1.0	69.4	2.9
SMF45A	SMF45CA	MV	JV	45	50.0	55.3	1.0	1.0	72.7	2.8
SMF48A	SMF48CA	MX	JX	48	53.3	58.9	1.0	1.0	77.4	2.6
SMF51A	SMF51CA	MZ	JZ	51	56.7	62.7	1.0	1.0	82.4	2.4
SMF54A	SMF54CA	NE	XE	54	60.0	66.3	1.0	1.0	87.1	2.3
SMF58A	SMF58CA	NG	XG	58	64.4	71.2	1.0	1.0	93.6	2.1
SMF60A	SMF60CA	NK	XK	60	66.7	73.7	1.0	1.0	96.8	1.8
SMF64A	SMF64CA	NM	XM	64	71.1	78.6	1.0	1.0	103	1.7
SMF70A	SMF70CA	NP	XP	70	77.8	86.0	1.0	1.0	113	1.5
SMF75A	SMF75CA	NR	XR	75	83.3	92.1	1.0	1.0	121	1.4
SMF78A	SMF78CA	NT	XT	78	86.7	95.8	1.0	1.0	126	1.4
SMF85A	SMF85CA	NV	XB	85	94.4	104	1.0	1.0	137	1.3
SMF90A	SMF90CA	NX	XX	90	100	111	1.0	1.0	146	1.2
SMF100A	SMF100CA	NZ	XZ	100	111	123	1.0	1.0	162	1.1
SMF110A	SMF110CA	PE	TE	110	122	135	1.0	1.0	177	1.0
SMF120A	SMF120CA	PG	TG	120	133	147	1.0	1.0	193	0.9
SMF130A	SMF130CA	PK	TK	130	144	159	1.0	1.0	209	0.8
SMF150A	SMF150CA	PM	TM	150	167	185	1.0	1.0	243	0.7
SMF160A	SMF160CA	PP	TP	160	178	197	1.0	1.0	259	0.7
SMF170A	SMF170CA	PR	TR	170	189	209	1.0	1.0	275	0.6

Attention

- Any and all MSKSEMI Semiconductor products described or contained herein do not have specifications that can handle applications that require extremely high levels of reliability, such as life-support systems, aircraft's control systems, or other applications whose failure can be reasonably expected to result in serious physical and/or material damage. Consult with your MSKSEMI Semiconductor representative nearest you before using any MSKSEMI Semiconductor products described or contained herein in such applications.
- MSKSEMI Semiconductor assumes no responsibility for equipment failures that result from using products at values that exceed, even momentarily, rated values (such as maximum ratings, operating condition ranges, or other parameters) listed in products specifications of any and all MSKSEMI Semiconductor products described or contained herein.
- Specifications of any and all MSKSEMI Semiconductor products described or contained herein stipulate the performance, characteristics, and functions of the described products in the independent state, and are not guarantees of the performance, characteristics, and functions of the described products as mounted in the customer's products or equipment. To verify symptoms and states that cannot be evaluated in an independent device, the customer should always evaluate and test devices mounted in the customer's products or equipment.
- MSKSEMI Semiconductor strives to supply high-quality high-reliability products. However, any and all semiconductor products fail with some probability. It is possible that these probabilistic failures could give rise to accidents or events that could endanger human lives, that could give rise to smoke or fire, or that could cause damage to other property. When designing equipment, adopt safety measures so that these kinds of accidents or events cannot occur. Such measures include but are not limited to protective circuits and error prevention circuits for safe design, redundant design, and structural design.
- In the event that any or all MSKSEMI Semiconductor products (including technical data, services) described or contained herein are controlled under any of applicable local export control laws and regulations, such products must not be exported without obtaining the export license from the authorities concerned in accordance with the above law.
- No part of this publication may be reproduced or transmitted in any form or by any means, electronic or mechanical, including photocopying and recording, or any information storage or retrieval system, or otherwise, without the prior written permission of MSKSEMI Semiconductor.
- Information (including circuit diagrams and circuit parameters) herein is for example only ; it is not guaranteed for volume production. MSKSEMI Semiconductor believes information herein is accurate and reliable, but no guarantees are made or implied regarding its use or any infringements of intellectual property rights or other rights of third parties.
- Any and all information described or contained herein are subject to change without notice due to product/technology improvement, etc. When designing equipment, refer to the "Delivery Specification" for the MSKSEMI Semiconductor product that you intend to use.

X-ON Electronics

Largest Supplier of Electrical and Electronic Components

Click to view similar products for [ESD Suppressors / TVS Diodes](#) category:

Click to view products by [MSKSEMI](#) manufacturer:

Other Similar products are found below :

[60KS200C](#) [D18V0L1B2LP-7B](#) [D5V0F4U5P5-7](#) [DESD5V0U1BB-7](#) [NTE4902](#) [P4KE27CA](#) [P6KE11CA](#) [P6KE39CA-TP](#) [P6KE8.2A](#)
[SA110CA](#) [SA60CA](#) [SA64CA](#) [SMBJ12CATR](#) [SMBJ33CATR](#) [SMBJ8.0A](#) [ESD101-B1-02ELS E6327](#) [ESD105-B1-02EL E6327](#) [ESD112-B1-02EL E6327](#) [ESD119B1W01005E6327XTSA1](#) [ESD5V0L1B02VH6327XTSA1](#) [ESD7451N2T5G](#) [19180-510](#) [CPDT-5V0USP-HF](#)
[3.0SMCJ33CA-F](#) [3.0SMCJ36A-F](#) [HSPC16701B02TP](#) [D3V3Q1B2DLP3-7](#) [D55V0M1B2WS-7](#) [DESD5V0U1BL-7B](#) [DRTR5V0U4SL-7](#)
[SCM1293A-04SO](#) [ESD200-B1-CSP0201 E6327](#) [SM12-7](#) [SMLJ45CA-TP](#) [CEN955 W/DATA](#) [82350120560](#) [VESD12A1A-HD1-GS08](#)
[CPDUR5V0R-HF](#) [CPDQC5V0U-HF](#) [CPDQC5V0USP-HF](#) [CPDQC5V0-HF](#) [D1213A-01LP4-7B](#) [D1213A-02WL-7](#) [MMAD1108/TR13](#)
[5KP100A](#) [5KP15A](#) [5KP18A](#) [5KP48A](#) [5KP90A](#) [5KP90CA](#)