


MTMM-108-07-F-D-350



MTMM-124-15-T-S-650

MTMM SERIES

(2.00 mm) .0787"

MODIFIED THROUGH-HOLE HEADER

SPECIFICATIONS

For complete specifications see www.samtec.com?MTMM

Insulator Material: Black Liquid Crystal Polymer

Terminal Material: Phosphor Bronze

Plating: Sn or Au over 50 μ" (1.27 μm) Ni

Operating Temp Range: -55 °C to +105 °C with Tin; -55 °C to +125 °C with Gold

RoHS Compliant: Yes

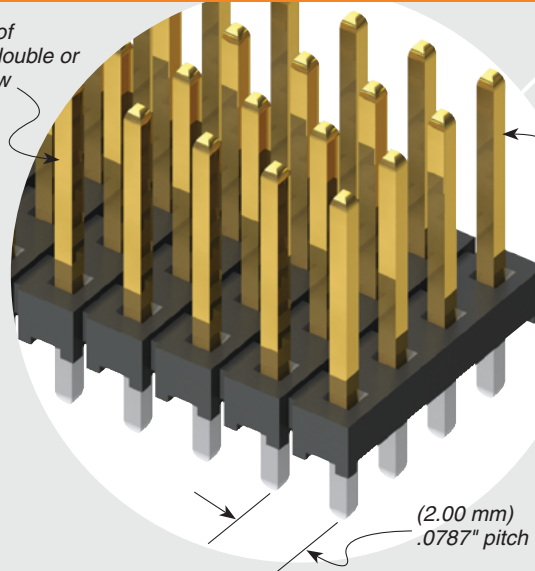
Lead-Free Solderable: Yes

Lead-Free Solderable: Yes

Board Mates: CLT, SQT, SQW, ESQT, TLE, SMM, MMS

Cable Mates: TCSD

Choice of single, double or quad row



Specify post height in (0.13 mm) .005" increments

(2.00 mm) .0787" pitch

RECOGNITIONS

For complete scope of recognitions see www.samtec.com/quality



01 thru 50

Specify LEAD STYLE from chart.

- F = Gold flash on post, Matte Tin on tail
- L = 10 μ" (0.25 μm) Gold post, Matte Tin on tail
- T = Matte Tin

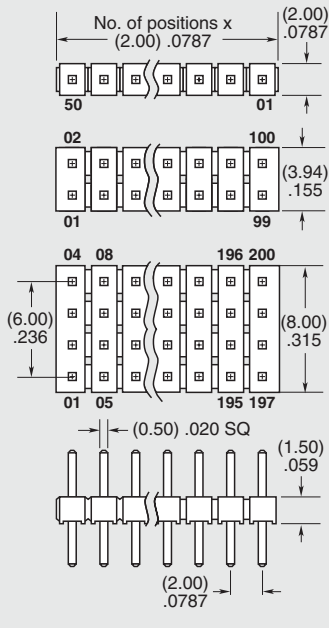
- S = Single Row
- D = Double Row
- Q = Quad Row

- "XXX" = Post Height in inches (0.13 mm) .005" increments
Example: -070 = (1.78 mm) .070"

- "XXX" = Polarized Position Specify position of omitted pin

ALSO AVAILABLE (MOQ Required)

- Other platings



LEAD STYLE	OAL
-02	(6.48) .255
-03	(7.67) .302
-04	(8.20) .323
-05	(9.58) .377
-06	(10.08) .397
-07	(11.58) .456
-08	(12.09) .476
-09	(13.59) .535
-10	(14.10) .555
-11	(15.09) .594
-12	(15.60) .614
-13	(17.09) .673
-14	(19.08) .751
-15	(21.08) .830

Note: This Series is non-standard, non-returnable.

Due to technical progress, all designs, specifications and components are subject to change without notice.

WWW.SAMTEC.COM

All parts within this catalog are built to Samtec's specifications. Customer specific requirements must be approved by Samtec and identified in a Samtec customer-specific drawing to apply.

X-ON Electronics

Largest Supplier of Electrical and Electronic Components

Click to view similar products for [Headers & Wire Housings](#) category:

Click to view products by [Samtec](#) manufacturer:

Other Similar products are found below :

[95000-104TRLF](#) [10135584-644402LF](#) [DF62W-EP2022PCA](#) [95000-106TRLF](#) [DF62W-2022SCA](#) [DF62W-EP2022PC](#) [2203348](#) [DF62W-2022SC](#) [1084018](#) [1029039](#) [1084017](#) [802-10-012-10-002000](#) [1112640](#) [1112639](#) [000-34000](#) [0009482033](#) [0009507031](#) [57102-S06-03LF](#) [57202-S52-04LF](#) [PCN6-15S-2.5E](#) [0039019024](#) [58102-G61-06LF](#) [582553-1](#) [0009485154](#) [0009508121](#) [0022285053](#) [0050291907](#) [018731A](#) [LY20-4P-DT1-P1E-BR](#) [02.125.8002.8](#) [60101931](#) [60598-1 \(Cut Strip\)](#) [M1625-3R/100](#) [61062-3](#) [61082-181009](#) [636-1427](#) [638009-1](#) [641938-9](#) [641991-4](#) [644168-1](#) [647662-1](#) [65039-019ELF](#) [65781-047](#) [65817-002LF](#) [65817-015LF](#) [65863-015LF](#) [66207-023LF](#) [67016-026LF](#) [67046-001LF](#) [67095-007LF](#)