


SocketModem[®] Cell

Embedded Cellular Modems
3G and 2G Models



The **SocketModem[®] Cell** embedded cellular modem is a complete, ready-to-integrate communications device ideal for customers looking to add cellular communications to their IoT/M2M solutions. These communications devices enable easy technology transitions and allow developers to add wireless communication to products with a minimum of development time and expense. The SocketModem Cell embedded cellular modems are carrier approved and end-device certified, decreasing time to market while saving customers money.

BENEFITS

- Approved by carriers and regulatory agencies saving customers time, money, and protection from the risks associated with pursuing their own certifications
- Quick to market leveraging MultiTech's approvals
- Interchangeable communications devices for easy migration to future networks
- Long solution lifecycle reduces redesign time and cost
- Support from leading experts in IoT/M2M technology


FEATURES

- 3G HSPA+ and 2G GPRS
- Universal Socket connectivity
- Short Message Services (SMS)
- Serial or USB interfaces (2G serial only)
- Serial interface supports speeds up to 921.6K bps
- AT command compatible
- USB 2.0 HS compatible (3G models)
- Two-year warranty

Your Devices & Data



Connecting Your Devices



Wireless Service Provider




Asset Management Platform

Insight + Action + Control



Alerts



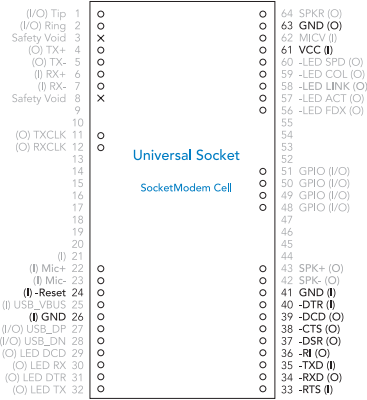
Reports



Real-Time Management

SocketModem Cell Pin-Out

The SocketModem Cell cellular modem interfaces easily with existing products through a standard serial communication channel. The serial DTE channel is capable of transfer speeds to 921.6K bps (depending on model) and can be interfaced directly to a UART or microcontroller. The complete on-board RF transceiver interfaces with an antenna for direct connection to wireless data networks. It also includes an onboard LED to display network status.



SPECIFICATIONS

Models	MTSMC-H5	MTSMC-G3
Performance	HSPA+	GPRS Class 10
Frequency Bands (MHz)	3G: 850/900/1700 (AWS)/1900/2100 2G: 850/900/1800/1900	850/900/1800/1900
SMS	Mobile Originate, Mobile Terminated and Cell Broadcast / PDU or Text Mode	
USB	USB 2.0 High Speed	N/A
TCP/IP Functions	FTP, SMTP, SSL, TCP, UDP	
Connectors	Antenna: 2 UFL (Cellular, Rx Diversity) Mini SIM (2FF); 1.8V & 3V	Antenna: 1 UFL Mini SIM (2FF); 1.8V & 3V
Dimensions	3.15" x 1.375" (80.010 mm x 34.925 mm)	
Power Draw*	5VDC; 19mA sleep, 28mA idle, 397mA maximum	5VDC; 32mA sleep, 54mA idle, 358mA maximum
Input Power	3.3V - 5VDC	
Environmental		
Operating Temperature	-35° to +85° C (-45° F to +185° F)	
Storage Temperature	-40° C to +85° C (-40° F to +185° F)	
Relative Humidity	20% to 90% RH noncondensing	
Certifications		
EMC Compliance	FCC Part 15 Class B, EN55022, EN55024	EN55024
Radio Compliance	FCC Part 22, FCC Part 24, RSS 132, RSS 133, RED, RCM, EN 301 511, EN 301 489-1, EN 301 489-3, EN 301 489-7, EN 301 489-24	EN 301 511, EN 301 489-1, EN 301 489-3, EN 301 489-7
Safety	UL 60950-1 2nd ED, cUL 60950-1 2nd ED, IEC 60950-1 2nd ED	IEC 60950-1 2nd ED
Network	PTCRB	Uses a GCF certified module
Carrier	AT&T, Rogers	N/A

* See device guides for additional information.

ORDERING INFORMATION

SocketModem® Cell HSPA+ Models

Model	Description	Region
MTSMC-H5	HSPA+ Embedded Modem (Serial Interface)	Global
MTSMC-H5-U	HSPA+ Embedded Modem (USB Interface)	Global

SocketModem® Cell GPRS Model

Model	Description	Region
MTSMC-G3-EU	850/900/1800/1900 MHz GSM/GPRS Modem	Euro/GB

Developer Kit

Model	Description	Region
MTUDK2-ST-CELL	SocketModem & Dragonfly Developer Kit - Cellular	Global

Ordering part numbers as listed are 50 packs. To order a single pack add a -SP to the end of the ordering part number. (MTSMC-H5-SP)

Go to www.multitech.com for detailed product model numbers.

Produced in the U.S. of U.S. and non-U.S. components. Features and specifications are subject to change without notice.

Trademarks and Registered Trademarks: MultiTech and the MultiTech logo, SocketModem: Multi-Tech Systems, Inc. All other products and technologies are the trademarks or registered trademarks of their respective holders.

2019-04 • 86002213 • © 2019 Multi-Tech Systems, Inc. All rights reserved.

Services & Warranty

MultiTech's comprehensive Support Services programs offer a full array of options to suit your specific needs. These services are aimed at protecting your investment, extending the life of your solution or product, and reducing total cost of ownership. Our seasoned technical experts, with an average tenure of more than 10 years, can walk you through smooth installations, troubleshoot issues and help you with configurations.

Installation Support

MultiTech's Installation Support Service delivers priority service with the ability to work one-on-one with an experienced MultiTech technical support engineer, to guide you through the installation process for our products.

Technical Support Services

At MultiTech, we're committed to providing you personalized attention and quality service while providing you a quick response to your product support needs. We have several options of support for you to choose from.

For additional information on Support Services as well as other service offerings, please contact your MultiTech representative or visit www.multitech.com/support.go

World Headquarters

Multi-Tech Systems, Inc.
2205 Woodale Drive
Mounds View, MN 55112 U.S.A.
Tel: 763-785-3500
Toll-Free: 800-328-9717
Email: sales@multitech.com
www.multitech.com

EMEA Headquarters

Multi-Tech Systems (EMEA)
Strata House
264-270 Bath Road
Harlington UB3 5JJ
United Kingdom
Tel: +(44) 118 959 7774
Email: sales@multitech.co.uk
www.multitech.co.uk



X-ON Electronics

Largest Supplier of Electrical and Electronic Components

Click to view similar products for [Multitech](#) manufacturer:

Other Similar products are found below :

[MTC-G3-B06](#) [MTD-EV3-N3](#) [MT100EOCG-G2-GP-SP](#) [MT100EOCG-GP-SP](#) [MTSMC-EV3-U-N2-SP](#) [MTSMC-G2-V-ED.R1](#) [MTCDTIP-LEU1-266A-915](#) [MTCDT-H5-246A-868-EU-GB](#) [MTCDT-LEU1-246A-868-EU-GB](#) [MTPCIE-DK1](#) [MTRJ-DK](#) [MTSMC-EV2-GP-N2-SP](#) [MTSMC-EV3-MI-IP-N3-SP](#) [MT100EOCG-G2-SP](#) [MTCDP-GP-DK-1.0](#) [MTPCIE-H5-EU-SP](#) [MTSMC-EV2-MI-GP-N3-SP](#) [ANLTE1-10HRA](#) [MTCDT-246A-915-US-EU-GB](#) [MTCAP-915-001A](#) [MTCDTIP-LEU1-275L-868](#) [MTCDP-E1-DK](#) [MTSMC-EV2-IP-N2-SP](#) [MTSMC-G2-V.R1](#) [MTCDT-LEU1-247A-915-EU-GB-AU](#) [MTCAP-LEU1-868-001A](#) [MTCDP-EV2-GP-N3-DK-1.0-EX](#) [MTSMC-EV2-GP-N3-SP](#) [MT100UCC-G2-SP](#) [MT100EOCG-DK](#) [MTCDP-EV2-GP-N2-DK-1.0](#) [MTCAP-LSP3-915-041A](#) [MTCDP-G2-GP-DK-1.0](#) [MTKIT-LORA-915](#) [MTSAS-DK](#) [MTUDK2-ST-CELL](#) [MTC-G3-B08-KIT](#) [MTCDP-EV2-GP-N3-DK-1.0](#) [MT100EOCG-H5-SP](#) [MTSMI-UDK](#) [MTCM-LAT3-B03-KIT](#) [MT5692SMI-92.R1-SP](#) [MTSMC-EV2-MI-GP-N2-SP](#) [MTD-EV3-N3-HDP](#) [MTCDT-LAP3-246A-915-AU](#) [MTDOT-923-AS1-M1-UFL-1](#) [MTSMC-C2-IP-N3](#) [MTCM-LNA3-B03-KIT](#) [MTSMC-G-F4-IP.R1](#) [MTQ-L4G1-B02](#)