



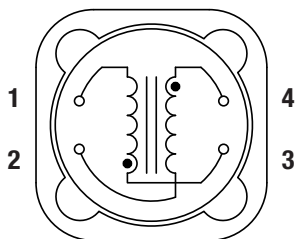
FEATURES

- RoHS compliant
- 1.0μH to 400μH¹
- Up to 12.3A IDC
- Bobbin format
- Dual winding
- Surface mount
- Integral EMI shield
- Compact size
- Tape and reel packaging
- J-STD-020-C reflow
- Backwards compatible with Sn/Pb soldering systems

DESCRIPTION

The 4800 series is a range of dual wound inductors offering flexible options. Windings have a 1:1 ratio and can be connected in series or parallel to create a wide range of inductance combinations. The secondary winding could also be used as a feedback winding in switched mode power supplies.

PIN CONNECTIONS (TOP VIEW)

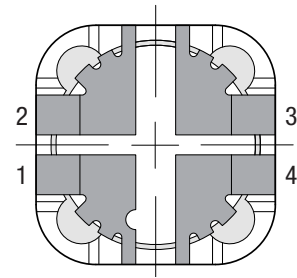
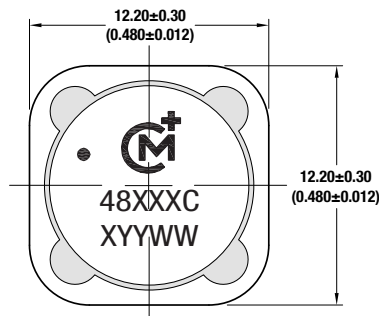


3 & 1 = Primary winding
4 & 2 = Secondary winding

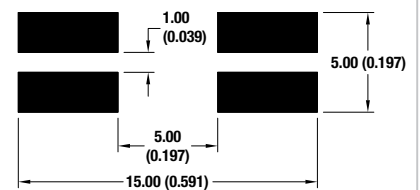
SELECTION GUIDE

Order Code	Inductance ¹ (10kHz, 100mV _{AC}) 1&3, 2&4	Inductance Range (10kHz, 100mV _{AC}) 1&3, 2&4	DC Current ² (parallel connection)	DC Resistance 1&3, 2&4
	Nom.	Min. - Max.	Max.	Max.
	μH	μH	A	mΩ
481R0C	1.0	0.66 - 1.11	12.3	9.00
482R2C	2.2	1.64 - 2.73	8.30	13.5
483R3C	3.3	2.29 - 3.82	6.80	19.1
484R7C	4.7	4.18 - 6.27	5.70	29.4
486R8C	6.8	5.22 - 7.83	4.70	39.9
48100C	10	7.65 - 11.5	3.90	61.4
48150C	15	12.2 - 18.2	3.20	77.4
48220C	22	17.7 - 26.6	2.60	119
48330C	33	26.7 - 40.1	2.10	184
48470C	47	37.6 - 56.4	1.80	274
48680C	68	53.8 - 80.7	1.50	409
48101C	100	81.3 - 122	1.23	503

MECHANICAL DIMENSIONS



Recommended Footprint Details



All dimensions in mm (inches). Package weight: 3.1g Typ.

ABSOLUTE MAXIMUM RATINGS

Isolation voltage (flash tested for 1 second), pins 3 & 4	500V _{DC}
Operating free air temperature range	-40°C to 85°C
Storage temperature range	-40°C to 125°C

SOLDERING INFORMATION³

Peak reflow temperature	245°C
Pin finish	Tin

Specifications typical at T_A = 25°C

1 When connecting windings in series, inductance will be 4 times the nominal figure shown.

2 If current is flowing in both windings, the maximum DC current occurs when either the inductance falls to 85% of its nominal value or when its temperature rise reaches 40°C, whichever is sooner.

3 For further information, please visit www.murata-ps.com/rohs



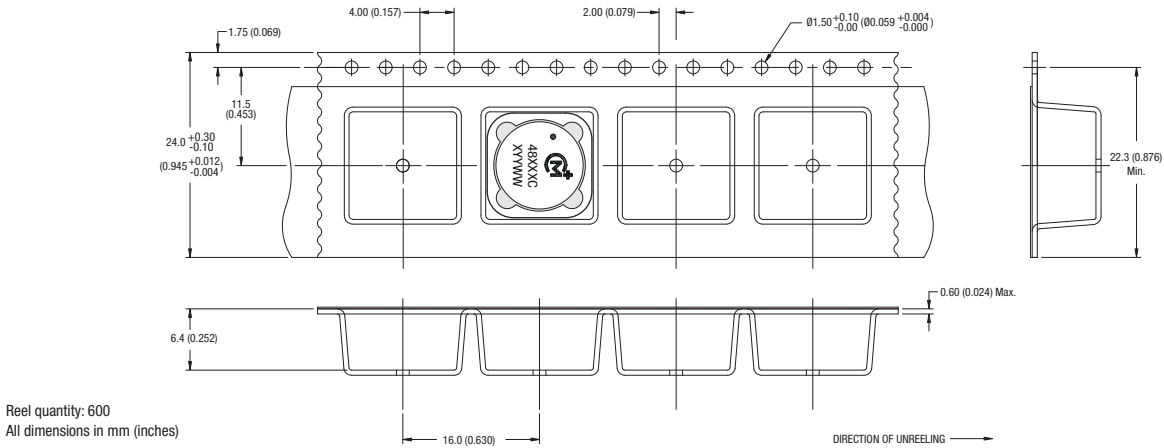
For full details go to
www.murata-ps.com/rohs

TAPE & REEL SPECIFICATIONS

REEL OUTLINE DIMENSIONS



TAPE OUTLINE DIMENSIONS



This product is subject to the following [operating requirements](#) and the [Life and Safety Critical Application Sales Policy](#):

Refer to: <http://www.murata-ps.com/requirements/>

Murata Power Solutions, Inc. makes no representation that the use of its products in the circuits described herein, or the use of other technical information contained herein, will not infringe upon existing or future patent rights. The descriptions contained herein do not imply the granting of licenses to make, use, or sell equipment constructed in accordance therewith. Specifications are subject to change without notice. © 2018 Murata Power Solutions, Inc.

X-ON Electronics

Largest Supplier of Electrical and Electronic Components

Click to view similar products for [Coupled Inductors](#) category:

Click to view products by [Murata](#) manufacturer:

Other Similar products are found below :

[NPIS48LS1R0YTRF](#) [UP2-150-R](#) [NPIS21LS2R2MTRF](#) [NIN-HCR27JTRF](#) [CPL-4-50TR-R](#) [SRP2313AA-220M](#) [SRR3818A-330M](#)
[SRP2313AA-330M](#) [HM78D-755470MLFTR](#) [P0175NL](#) [FPT705-150-R](#) [HM78D-1288R2MLFTR](#) [SRF1280-1R5Y](#) [47100C](#) [DRQ125-102-R](#)
[48100C](#) [CTX16-18405-R](#) [74485542820](#) [DRQ125-820-R](#) [74485542680](#) [CTX68-4A-R](#) [CTX50-3P-R](#) [CTX5-1-R](#) [DRQ127-R47-R](#) [SRF4530A-](#)
[101Y](#) [CTX15-2P-R](#) [HM78D-755220MLFTR](#) [HA78D-1284R7MLFTR](#) [CTX16-17769-R](#) [HM78D-1210680MLFTR](#) [CTX150-4A-R](#)
[74485540820](#) [476R8C](#) [47101C](#) [48220C](#) [CL1108-4-50TR-R](#) [CL-12-24](#) [SRF1280-R47Y](#) [CL-4-8](#) [47330C](#) [47220C](#) [74485540101](#) [CL-1-2](#) [CL-](#)
[2-4](#) [CL-6-12](#) [PM3602-150-RC](#) [PM3602-5-RC](#) [PM3602-200-RC](#) [PM3602-250-RC](#) [PM3602-300-RC](#)