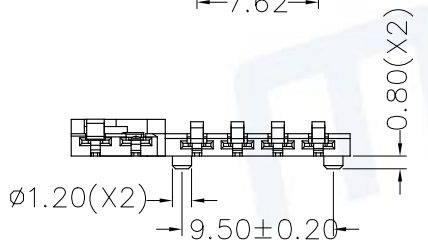
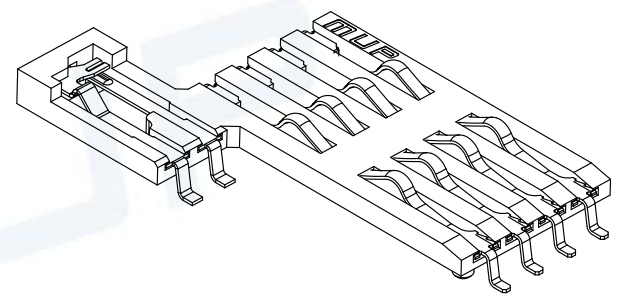
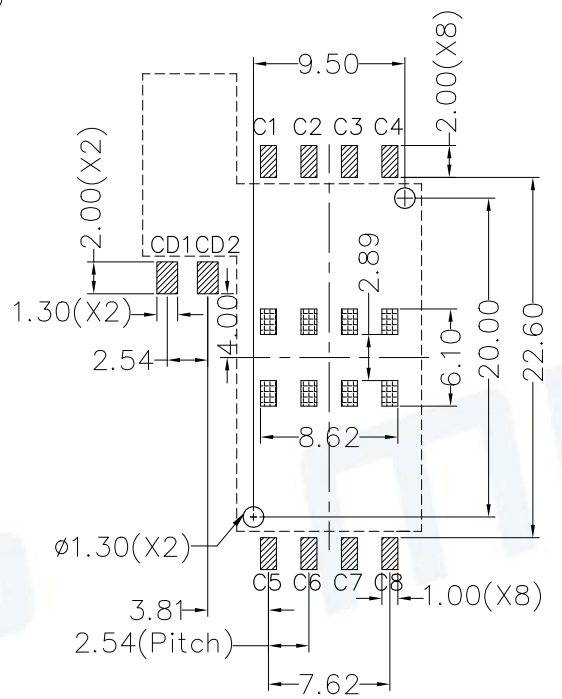
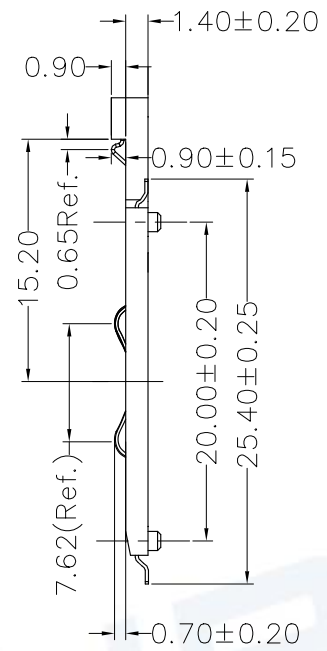
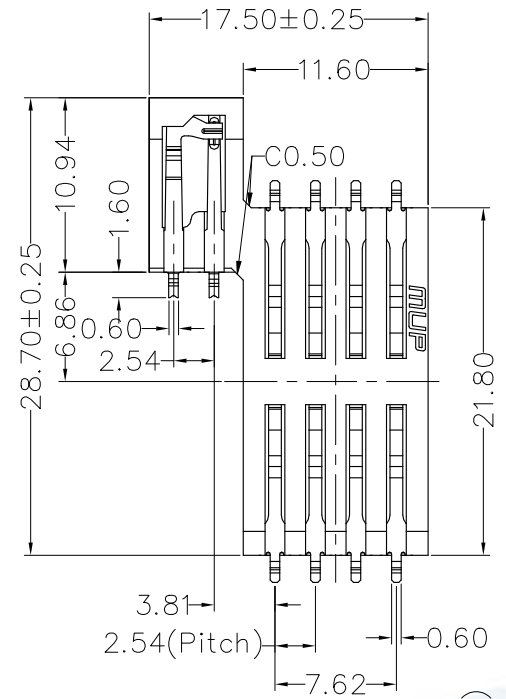


REV.	DESCRIPTION OF REVISIONS	APPR.	CHKD.	DRAW.	DATE
△	New			Zoey	2007/10/10
△	Original Model C735-1			Xufang	2023/10/17

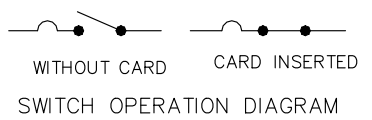


RECOMMENDED P.C.B LAYOUT
 COMPONENT SIDE(TOLERANCE ±0.05)
 ▨ PAD AREA ▤ KEEP OUT AREA
 Coplanarity of metal solder pins $\leq 0.15\text{mm}$
 Recommending of solder paste thickness $> 0.15\text{mm}$

TECHNICAL CHARACTERISTICS

- General Characteristics
 Dimensions: 28.70LX17.50WX1.40 mm
 Weight: Approx 0.63±0.1g
 Durability: 100,000 cycles min.
- Electrical Characteristics
 Contact resistance: 50mΩ typical, 100mΩ max
 Insulation resistance: >1000MΩ/500V DC
- Solderability
 IR reflow: 260°C, 10sec. Max
 Manual soldering: 370°C, 3sec. Max
- Environmental Characteristics
 Operating temperature: -40°C~+85°C
 Operating humidity: 10%~+95%RH

ELECTRIC FUNCTION	DETECT SWITCH
WITHOUT CARD	OPEN
CARD INSERTED	CLOSED



ITEM	PART NAME	Q'TY	MATERIAL	FINISH
1	BASE	1	Hi-temp Thermoplastic	Black UL94V-0
2	DATA CONTACT	8	Copper Alloy	Contact area: Gold plated
3	SWITCH CONTACT 2	1	Copper Alloy	Contact area: Gold plated
4	SWITCH CONTACT 1	1	Copper Alloy	Contact area: Gold plated

Unless otherwise specified, other tolerance are:

X ±0.35	X* ±5°	NAME: Smart Card Connector
X.X ±0.25	X.X* ±4°	
X.XX ±0.15	X.XX* ±3°	
X.XXX ±0.10	X.XXX* ±2°	

MUP MUP INDUSTRIAL CO.,LTD.

MODEL NO: **MUP-C7035-01**
 TYPE: **with post(H1.40 mm)**

PROJ.	UNIT	SCALE	DRAWN	Zoey	Oct.10.2007	DWG NO.: DWG-C7035-01-01
①	mm	1:1	CHECKED	Keye	Oct.10.2007	
CUSTOMER DRAWING			APPROVAL	Simon	Oct.10.2007	

SHEET	REVISION
1/1	2



X-ON Electronics

Largest Supplier of Electrical and Electronic Components

Click to view similar products for [Memory Card Connectors](#) category:

Click to view products by [Murata](#) manufacturer:

Other Similar products are found below :

[6407-249V-25273P](#) [6407-249V-25343P](#) [6426-201-21343](#) [69.920.0553.0](#) [MCR60A-98D-2.54DSA\(70\)](#) [809180410000000](#) [DM3AT-SF-PEJM5\(41\)](#) [IC11S-BUR-PNEJL\(71\)](#) [C70210M0083692](#) [2041353-2](#) [308-DS1P0811-192](#) [HM2P09PDR360N9LF](#) [10014744-011TLF](#) [11327-001](#) [11327-002](#) [NX1-32T-KT3K\(05\)](#) [95622-003LF](#) [84648-056HLF](#) [CCM03-3109 B LFT](#) [MS3116J10-6PW](#) [2309923-1](#) [61126-050CAHLF](#) [GTFP08432B1HR](#) [G85D1160022HHR](#) [SCE2MSDB76A121SN](#) [SCE2MSDZN76A121SN](#) [10014744-011ALF](#) [10014744-011LF](#) [10057542-1211FLF](#) [10067972-000LF](#) [10067972-050LF](#) [10122302-20110LF](#) [G85D1162022HHR](#) [TF-05A](#) [M6014-12](#) [XKNANO-1412](#) [SMN-304-ARP6](#) [MIS11-S1F1-2000-A](#) [SMN-308-ARSP7](#) [MCS-302S-KT1B](#) [SMN-308-ACSP7](#) [K-DYX-008](#) [K-DYX-004](#) [C7024-03](#) [SMO-1030](#) [MCS-110-KT](#) [SIM-217](#) [SNO-1355-KT](#) [SMO-1025-P10](#) [SIM-211S-P6](#)