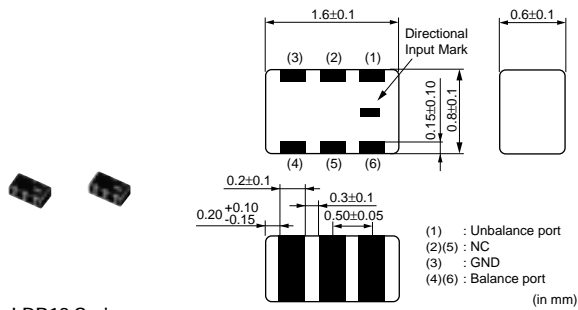


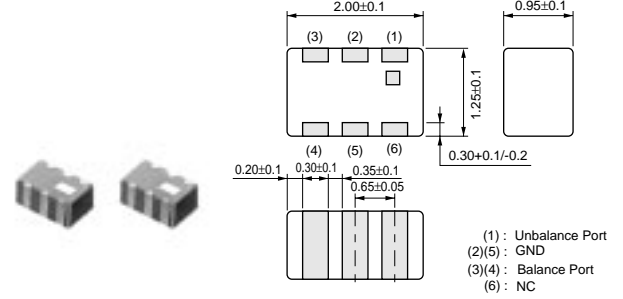
Chip Multilayer Hybrid Baluns

Chip Multilayer Hybrid Baluns



LDB18 Series

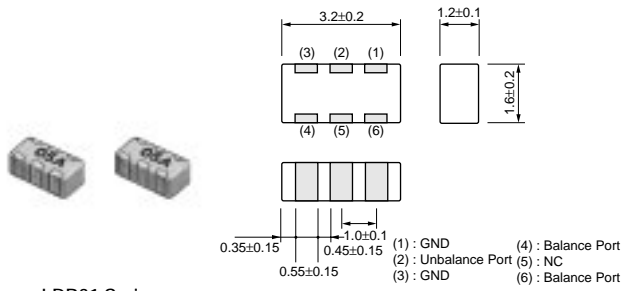
* Terminal of "NC" should be fixed to the no connected pattern.
All the technical data and information contained herein are subject to change without prior notice.



LDB21 Series

* Terminal of "NC" should be connected to the floating land.
All the technical data and information contained herein are subject to change without prior notice.

in mm



LDB31 Series

* Terminal of "NC" should be connected to the floating land.
(in mm)

Part Number	Frequency Range (MHz)	Insertion Loss I) (dB)	Insertion Loss II) (dB)	Unbalance Impedance (Nom.) (ohm)	Balance Impedance (Differential) (Nom.) (ohm)
LDB181G8405C-110	1842.5 ±37.5MHz	1.2 max. (at 25°C)	1.3 max. (-40~+85°C)	50	50
LDB181G8420C-110	1842.5 ±37.5MHz	1.3 max. (at 25°C)	1.4 max. (-40~+85°C)	50	200
LDB181G8820C-110	1880.0 ±30.0MHz	1.3 max. (at 25°C)	1.4 max. (-40~+85°C)	50	200
LDB181G9505C-110	1955.0 ±35.0MHz	1.2 max. (at 25°C)	1.3 max. (-40~+85°C)	50	50
LDB181G9510C-110	1955.0 ±35.0MHz	1.2 max. (at 25°C)	1.3 max. (-40~+85°C)	50	100
LDB182G4505C-110	2450.0 ±50.0MHz	1.0 max. (at 25°C)	1.1 max. (-40~+85°C)	50	50
LDB182G4510C-110	2450.0 ±50.0MHz	1.0 max. (at 25°C)	1.1 max. (-40~+85°C)	50	100
LDB182G4520C-110	2450.0 ±50.0MHz	1.3 max. (at 25°C)	1.4 max. (-40~+85°C)	50	200
LDB183G7010C-110	3700.0 ±300.0MHz	1.4 max. (at 25°C)	1.5 max. (-40~+85°C)	50	100
LDB184G5010C-110	4500.0 ±300.0MHz	1.1 max. (at 25°C)	1.2 max. (-40~+85°C)	50	100
LDB211G6005C-001	1600 ±100MHz	0.8 max. (at 25°C)	0.9 max. (-40~+85°C)	50	50
LDB211G6010C-001	1600 ±100MHz	0.9 max. (at 25°C)	1.0 max. (-40~+85°C)	50	100
LDB211G6020C-001	1600 ±100MHz	0.8 max. (at 25°C)	0.9 max. (-40~+85°C)	50	200
LDB211G8005C-001	1800 ±100MHz	0.8 max. (at 25°C)	0.9 max. (-40~+85°C)	50	50
LDB211G8010C-001	1800 ±100MHz	0.8 max. (at 25°C)	0.9 max. (-40~+85°C)	50	100
LDB211G8020C-001	1800 ±100MHz	0.8 max. (at 25°C)	0.9 max. (-40~+85°C)	50	200
LDB211G9005C-001	1900 ±100MHz	0.8 max. (at 25°C)	0.9 max. (-40~+85°C)	50	50
LDB211G9010C-001	1900 ±100MHz	0.8 max. (at 25°C)	0.9 max. (-40~+85°C)	50	100
LDB211G9020C-001	1900 ±100MHz	0.8 max. (at 25°C)	0.9 max. (-40~+85°C)	50	200
LDB212G4005C-001	2400 ±100MHz	0.8 max. (at 25°C)	0.9 max. (-40~+85°C)	50	50
LDB212G4010C-001	2400 ±100MHz	0.9 max. (at 25°C)	1.0 max. (-40~+85°C)	50	100
LDB212G4020C-001	2400 ±100MHz	1.0 max. (at 25°C)	1.1 max. (-40~+85°C)	50	200
LDB215G1210C-001	5125 ±225MHz	1.10 max. (at 25°C)	1.25 max. (-40~+85°C)	50	100
LDB215G2505C-001	5250 ±100MHz	1.10 max. (at 25°C)	1.25 max. (-40~+85°C)	50	50
LDB215G2510C-001	5250 ±100MHz	0.95 max. (at 25°C)	1.10 max. (-40~+85°C)	50	100
LDB215G2520C-001	5250 ±100MHz	1.10 max. (at 25°C)	1.25 max. (-40~+85°C)	50	200
LDB215G3710C-001	5375 ±475MHz	0.95 max. (at 25°C)	1.10 max. (-40~+85°C)	50	100

Continued on the following page.

△Note • This catalog has only typical specifications because there is no space for detailed specifications. Therefore, please approve our product specifications or transact the approval sheet for product specifications before ordering. Especially, please read rating and **△CAUTION** (for storage, operating, rating, soldering, mounting and handling) in them to prevent smoking and/or burning, etc.
• You are able to read a detailed specifications in the website (<http://search.murata.co.jp/>) before to require our product specifications or to transact the approval sheet for product specifications.

Part Number	Frequency Range (MHz)	Insertion Loss I) (dB)	Insertion Loss II) (dB)	Unbalance Impedance (Nom.) (ohm)	Balance Impedance (Differential) (Nom.) (ohm)
LDB215G5105C-001	5512 ±363MHz	1.10 max. (at 25°C)	1.25 max. (-40~+85°C)	50	50
LDB215G5110C-001	5512 ±363MHz	0.95 max. (at 25°C)	1.10 max. (-40~+85°C)	50	100
LDB215G5120C-001	5512 ±363MHz	1.10 max. (at 25°C)	1.25 max. (-40~+85°C)	50	200
LDB21836M20C-001	836.5 ±12.5MHz	1.0 max. (at 25°C)	1.1 max. (-40~+85°C)	50	200
LDB21881M05C-001	881.5 ±12.5MHz	1.4 max. (at 25°C)	1.5 max. (-40~+85°C)	50	50
LDB21881M20C-001	881.5 ±12.5MHz	1.4 max. (at 25°C)	1.5 max. (-40~+85°C)	50	200
LDB21897M05C-001	897.5 ±17.5MHz	1.4 max. (at 25°C)	1.5 max. (-40~+85°C)	50	50
LDB21906M05C-001	906.0 ±19.0MHz	1.4 max. (at 25°C)	1.5 max. (-40~+85°C)	50	50
LDB21906M20C-001	906.0 ±19.0MHz	1.3 max. (at 25°C)	1.4 max. (-40~+85°C)	50	200
LDB21924M05C-001	924.5 ±35.5MHz	1.3 max. (at 25°C)	1.4 max. (-40~+85°C)	50	50
LDB21924M20C-001	924.5 ±35.5MHz	1.3 max. (at 25°C)	1.4 max. (-40~+85°C)	50	200
LDB21942M05C-001	942.5 ±17.5MHz	1.4 max. (at 25°C)	1.5 max. (-40~+85°C)	50	50
LDB21942M20C-001	942.5 ±17.5MHz	1.3 max. (at 25°C)	1.4 max. (-40~+85°C)	50	200
LDB311G5005C-300	1500 ±100MHz	0.8 max. (at 25°C)	0.9 max. (-40~+85°C)	50	50
LDB311G5010C-300	1500 ±100MHz	0.8 max. (at 25°C)	0.9 max. (-40~+85°C)	50	100
LDB311G5020C-420	1500 ±100MHz	0.8 max. (at 25°C)	0.9 max. (-40~+85°C)	50	200
LDB311G6005C-300	1600 ±100MHz	0.8 max. (at 25°C)	0.9 max. (-40~+85°C)	50	50
LDB311G6010C-300	1600 ±100MHz	0.8 max. (at 25°C)	0.9 max. (-40~+85°C)	50	100
LDB311G6020C-300	1600 ±100MHz	0.8 max. (at 25°C)	0.9 max. (-40~+85°C)	50	200
LDB311G7005C-300	1700 ±100MHz	0.8 max. (at 25°C)	0.9 max. (-40~+85°C)	50	50
LDB311G7010C-300	1700 ±100MHz	0.8 max. (at 25°C)	0.9 max. (-40~+85°C)	50	100
LDB311G7020C-300	1700 ±100MHz	0.8 max. (at 25°C)	0.9 max. (-40~+85°C)	50	200
LDB311G8005C-300	1800 ±100MHz	0.8 max. (at 25°C)	0.9 max. (-40~+85°C)	50	50
LDB311G8010C-451	1800 ±100MHz	0.8 max. (at 25°C)	0.9 max. (-40~+85°C)	50	100
LDB311G8020C-300	1800 ±100MHz	0.8 max. (at 25°C)	0.9 max. (-40~+85°C)	50	200
LDB311G9005C-300	1900 ±100MHz	0.8 max. (at 25°C)	0.9 max. (-40~+85°C)	50	50
LDB311G9010C-440	1900 ±100MHz	0.8 max. (at 25°C)	0.9 max. (-40~+85°C)	50	100
LDB311G9020C-452	1900 ±100MHz	0.8 max. (at 25°C)	0.9 max. (-40~+85°C)	50	200
LDB312G4005C-300	2400 ±100MHz	0.8 max. (at 25°C)	0.9 max. (-40~+85°C)	50	50
LDB312G4010C-418	2400 ±100MHz	0.8 max. (at 25°C)	0.9 max. (-40~+85°C)	50	100
LDB312G4020C-301	2400 ±100MHz	0.8 max. (at 25°C)	0.9 max. (-40~+85°C)	50	200
LDB31900M05C-417	900 ±100MHz	0.8 max. (at 25°C)	0.9 max. (-40~+85°C)	50	50
LDB31900M20C-416	900 ±100MHz	0.8 max. (at 25°C)	0.9 max. (-40~+85°C)	50	200

X-ON Electronics

Largest Supplier of Electrical and Electronic Components

Click to view similar products for [Signal Conditioning](#) category:

Click to view products by [Murata](#) manufacturer:

Other Similar products are found below :

[MAPDCC0001](#) [MAPDCC0004](#) [PD0409J5050S2HF](#) [880157](#) [HHS-109-PIN](#) [DC1417J5005AHF](#) [AFS14A30-2185.00-T3](#) [AFS14A35-1591.50-T3](#) [DS-323-PIN](#) [B39321R801H210](#) [1A0220-3](#) [JP510S](#) [LFB212G45SG8C341](#) [LFB322G45SN1A504](#) [LFL182G45TC3B746](#) [SF2159E](#) [30057](#) [FM-104-PIN](#) [CER0813B](#) [MAPDCC0005](#) [3A325](#) [40287](#) [41180](#) [ATB3225-75032NCT](#) [BD0810N50100AHF](#) [BD2425J50200AHF](#) [C5060J5003AHF](#) [JHS-115-PIN](#) [JP503AS](#) [DC0710J5005AHF](#) [DC2327J5005AHF](#) [DC3338J5005AHF](#) [43020](#) [LFB2H2G60BB1C106](#) [LFL15869MTC1B787](#) [X3C19F1-20S](#) [XC3500P-20S](#) [10013-20](#) [SF2194E](#) [CDBLB455KCAX39-B0](#) [TGL2208-SM, EVAL](#) [RF1353C](#) [1E1305-3](#) [1F1304-3S](#) [1G1304-30](#) [B0922J7575AHF](#) [2020-6622-20](#) [TP-102-PIN](#) [TP-103-PIN](#) [BD1222J50200AHF](#)