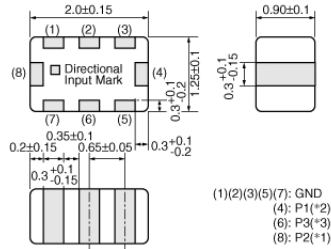



LFD212G45DP3A151

In Production Recommended RoHS REACH

Appearance & Shape



(*1) Lower Frequency Port
(*2) Higher Frequency Port
(*3) Common Port
Terminal of "NC" should be fixed to the no connected pattern.

All the technical data and information contained herein are subject to change without prior notice. (in mm)

Features

Adioplexer branching low and high band.

1. Low insertion loss.
2. Small size, low-profiled and light weight.
3. Absolutely no adjustment required.
4. Reflow solderable.

Packaging Information

| Packaging | Specifications | Minimum Order Quantity |
|-----------|---------------------|------------------------|
| - | 180mm Embossed Tape | 4000 |

Attention

1. This datasheet is downloaded from the website of Murata Manufacturing Co., Ltd. Therefore, its specifications are subject to change or our products in it may be discontinued without advance notice. Please check with our sales representatives or product engineers before ordering.
2. This datasheet has only typical specifications because there is no space for detailed specifications. Therefore, please review our product specifications or consult the approval sheet for product specifications before ordering.

LFD212G45DP3A151



Specifications

| | | | |
|--------------------------------|------------------------------|-----------------|-------|
| Applications | WLAN BT | Thickness(max.) | 1.0mm |
| Center Frequency(P1)(f1) | 5487.50MHz | | |
| Frequency Range(P1)(f1) | 5150.00MHz to 5825.00MHz | | |
| Center Frequency(P2)(f2) | 2450.00MHz | | |
| Frequency Range(P2)(f2) | 2400.00MHz to 2500.00MHz | | |
| Insertion Loss I(P1-P3 in f1) | 0.75dB max. (at 25°C) | | |
| Insertion Loss II(P1-P3 in f1) | 0.85dB max. (-40 to +85°C) | | |
| Insertion Loss I(P2-P3 in f2) | 0.50dB max. (at 25°C) | | |
| Insertion Loss II(P2-P3 in f2) | 0.60dB max. (-40 to +85°C) | | |
| Attenuation{P1-P3}(in f2) | 20.0dB min. | | |
| Attenuation{P2-P3}(in f1) | 16.0dB min. | | |
| VSWR{P1}(in f1) | 1.70 max. | | |
| VSWR{P2}(in f2) | 1.60 max. | | |
| VSWR{P3}(in f1,f2) | (f1)1.70 max., (f2)1.60 max. | | |
| Power Capacity | 3W | | |
| Operating Temperature Range | -40°C to 85°C | | |
| L x W (size) | 2.00x1.25mm | | |

Attention

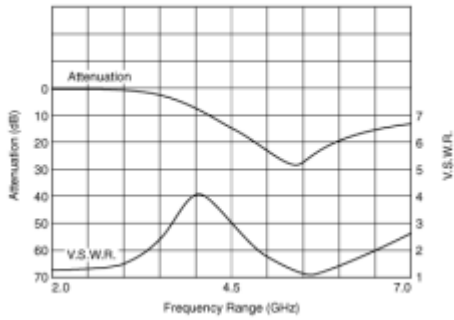
1.This datasheet is downloaded from the website of Murata Manufacturing Co., Ltd. Therefore, it's specifications are subject to change or our products in it may be discontinued without advance notice. Please check with our sales representatives or product engineers before ordering.

2.This datasheet has only typical specifications because there is no space for detailed specifications.

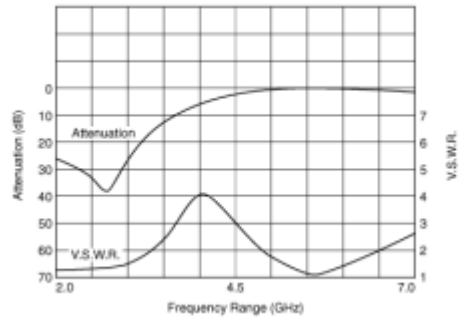
Therefore, please review our product specifications or consult the approval sheet for product specifications before ordering.

LFD212G45DP3A151

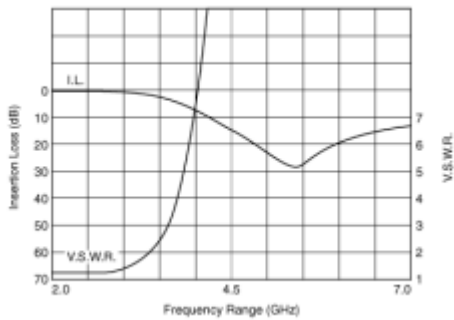
Product Data



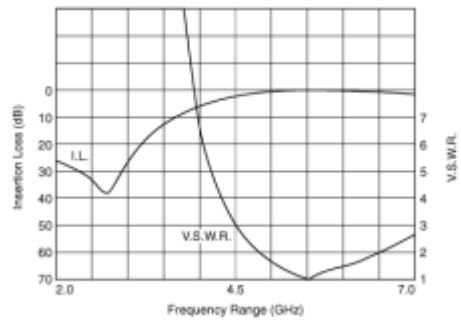
Attenuation(P2-P3), VSWR(P3)



Attenuation(P1-P3), VSWR(P3)



Insertion Loss(P2-P3), VSWR(P2)



Insertion Loss(P1-P3), VSWR(P1)

Attention

1.This datasheet is downloaded from the website of Murata Manufacturing Co., Ltd. Therefore, it's specifications are subject to change or our products in it may be discontinued without advance notice. Please check with our sales representatives or product engineers before ordering.
2.This datasheet has only typical specifications because there is no space for detailed specifications.
Therefore, please review our product specifications or consult the approval sheet for product specifications before ordering.

X-ON Electronics

Largest Supplier of Electrical and Electronic Components

Click to view similar products for [Signal Conditioning](#) category:

Click to view products by [Murata](#) manufacturer:

Other Similar products are found below :

[MAPDCC0001](#) [MAPDCC0004](#) [PD0409J5050S2HF](#) [880157](#) [HHS-109-PIN](#) [DC1417J5005AHF](#) [AFS14A30-2185.00-T3](#) [AFS14A35-1591.50-T3](#) [DS-323-PIN](#) [B39321R801H210](#) [1A0220-3](#) [JP510S](#) [LFB212G45SG8C341](#) [LFB322G45SN1A504](#) [LFL182G45TC3B746](#) [SF2159E](#) [30057](#) [FM-104-PIN](#) [CER0813B](#) [MAPDCC0005](#) [3A325](#) [40287](#) [41180](#) [ATB3225-75032NCT](#) [BD0810N50100AHF](#) [C5060J5003AHF](#) [JHS-115-PIN](#) [JP503AS](#) [DC0710J5005AHF](#) [DC2327J5005AHF](#) [DC3338J5005AHF](#) [43020](#) [LFB2H2G60BB1C106](#) [LFL15869MTC1B787](#) [X3C19F1-20S](#) [XC3500P-20S](#) [10013-20](#) [SF2194E](#) [CDBLB455KCAX39-B0](#) [TGL2208-SM, EVAL](#) [RF1353C](#) [1E1305-3](#) [1F1304-3S](#) [1G1304-30](#) [B0922J7575AHF](#) [2020-6622-20](#) [10017-3](#) [TP-102-PIN](#) [TP-103-PIN](#) [BD1222J50200AHF](#)