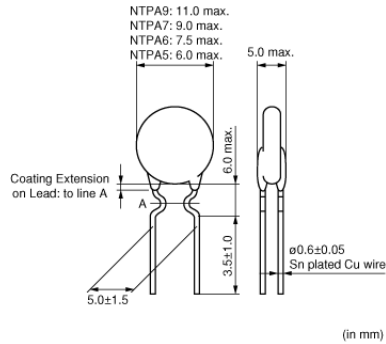


NTPA5100LBMB0

In Production NRND RoHS REACH

Appearance & Shape



Features

1. Lead is not contained in the ceramic element, the terminations, the solder for inner connection and the coating resin.
2. Most suitable for power supplies of less than 100W
3. Excellent recovery characteristics due to resin coating with excellent heat characteristics

Applications

Other Usage	Switching power supplies, CRT monitors, Color televisions, VCR-Power supplies, Other power circuits
-------------	---

Packaging Information

Packaging	Specifications	Minimum Order Quantity
B0	Bulk(Bag)	500

Attention

1.This datasheet is downloaded from the website of Murata Manufacturing Co., Ltd. Therefore, it's specifications are subject to change or our products in it may be discontinued without advance notice. Please check with our sales representatives or product engineers before ordering.
2.This datasheet has only typical specifications because there is no space for detailed specifications.
Therefore, please review our product specifications or consult the approval sheet for product specifications before ordering.

NTPA5100LBMB0

Specifications

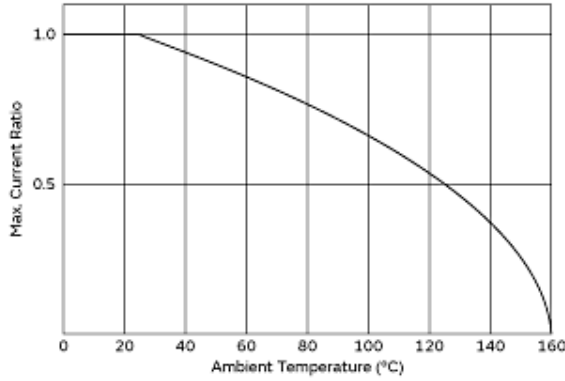
Resistance (25°C)	10Ω
Resistance Value Tolerance (at 25°C)	±15%
Permissible Max. Current (25°C)	1.2A
Permissible Max. Current (55°C)	1.1A
Thermal Time Constant	20s
Typical Dissipation Constant (25°C)	5.6mW/°C
Permissible Electrolytic Capacitor	346μF
Measure Condition of Permissible Electrolytic Capacitor	at 100V
Operating Temperature Range	-20°C to 160°C
Lead Shape	Lead Wire type
Shape	Lead
Mass	0.2g

Attention

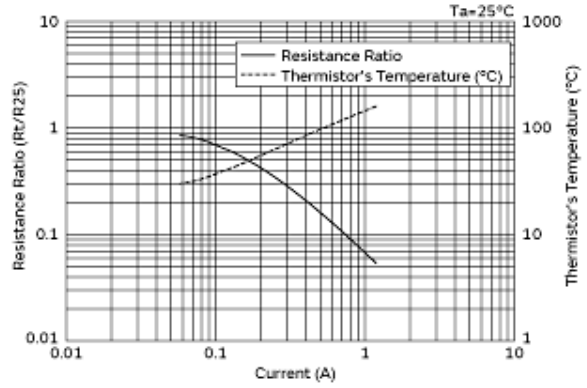
- 1.This datasheet is downloaded from the website of Murata Manufacturing Co., Ltd. Therefore, it's specifications are subject to change or our products in it may be discontinued without advance notice. Please check with our sales representatives or product engineers before ordering.
- 2.This datasheet has only typical specifications because there is no space for detailed specifications. Therefore, please review our product specifications or consult the approval sheet for product specifications before ordering.

NTPA5100LBMB0

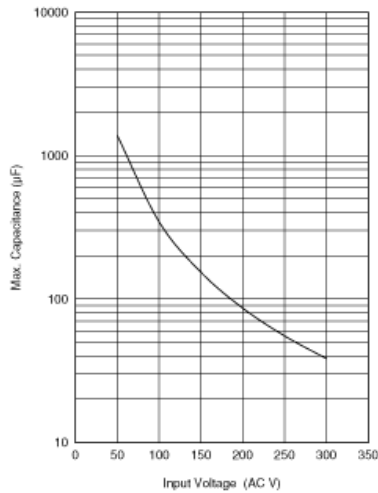
Product Data



Permissible Maximum Current Derating Curve



Current-R ratio(R_t/R_{25}), Current-Temperature Characteristics



Permissible Electrolytic Capacitor

Attention

1.This datasheet is downloaded from the website of Murata Manufacturing Co., Ltd. Therefore, it's specifications are subject to change or our products in it may be discontinued without advance notice. Please check with our sales representatives or product engineers before ordering.
2.This datasheet has only typical specifications because there is no space for detailed specifications.
Therefore, please review our product specifications or consult the approval sheet for product specifications before ordering.

X-ON Electronics

Largest Supplier of Electrical and Electronic Components

Click to view similar products for [Inrush Current Limiters](#) category:

Click to view products by [Murata](#) manufacturer:

Other Similar products are found below :

[B57364S2509A002](#) [SL1580003](#) [MS15 15004](#) [MT8950AC](#) [B57364S121M](#) [B57237S0330M00](#) [AS35 1R040](#) [B57153S0809M000](#) [CL-120AB](#)
[CL-130A](#) [CL-80AB](#) [CL-140AB](#) [B57235S0809M000](#) [AS32 0R530-100](#) [AS32 10015](#) [AS32 2R025](#) [AS35 20010](#) [MS15 30004](#) [MS15 40004](#)
[MS22 12102](#) [MS22 12103](#) [MS22 20005](#) [MS22 22103](#) [MS22 75004](#) [MS32 0R536](#) [MS32 10015](#) [MS32 1R036](#) [MS32 20010](#) [MS32 20010-B](#)
[MS32 2R025](#) [MS32 50006](#) [MS32 7R015](#) [MS35 3R725](#) [MS35 5R025](#) [SG100](#) [SG140](#) [SG200](#) [SG240](#) [SG250](#) [SG260](#) [SG301](#) [SG302](#) [SG303](#)
[SG311](#) [SG313](#) [SG32](#) [SG330](#) [SG337](#) [SG416](#) [SG332](#)