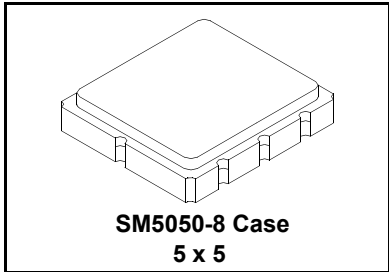


RF1295C

**451.35 MHz
SAW Filter**



- **Ideal Front-End Filter for 451.35 MHz Wireless Receivers**
- **Low-Loss Coupled-Resonator Quartz Design**
- **Simple External Impedance Matching**
- **Complies with Directive 2002/95/EC (RoHS)**



The RF1295C is a low-loss, compact, and economical surface acoustic wave (SAW) filter designed to provide front-end selectivity in 451.35 MHz receivers. Receiver designs using this filter include superhet with 10.7 MHz or 500 kHz IF, direct conversion and superregen. Typical applications of these receivers are wireless remote-control and security devices operating in Europe under ETSI I-ETS 300 220.

This coupled-resonator filter (CRF) uses selective null placement to provide suppression, typically greater than 40 dB, of the LO and image spurious responses of superhet receivers with 10.7 MHz IF. Murata's advanced SAW design and fabrication technology is utilized to achieve high performance and very low loss with simple external impedance matching (not included).

Characteristic	Sym	Notes	Minimum	Typical	Maximum	Units	
Center Frequency at 25°C	Nominal Frequency f_{nom}	1, 3, 4, 5		451.35		MHz	
Insertion Loss	IL	3, 6		2.5	5.0	dB	
3 dB Bandwidth Passband	BW_3	2, 3, 6	700	1000		kHz	
Rejection	at $f_c - 21.4$ MHz (Image)	3	35	45		dB	
	at $f_c - 10.7$ MHz (LO)		15	30			
	Ultimate			80			
Temperature	Operating Case Temperature	2, 6	T_C	-40	+85	°C	
	Turnover Temperature		T_O	15	25	40	°C
	Turnover Frequency		f_O		f_{nom}		MHz
	Frequency Temperature Coefficient		FTC		0.032		ppm/°C ²
Frequency Aging	Absolute Value during the 1 st Year	fA	2	<±10		ppm/yr	
External Impedance	Series Inductance	L	6	27		nH	
	Shunt Capacitance	C_1	6	5.6		pF	
	Shunt Capacitance	C_2	6	8.2		pF	
Lid Symbolization (Y=year, WW=week, D=day of week)	482 // YWWS						
Standard Reel Quantity	Reel Size 7 Inch	9	500 Pieces/Reel				
	Reel Size 13 Inch		3000 Pieces/Reel				

CAUTION: Electrostatic Sensitive Device. Observe precautions for handling.

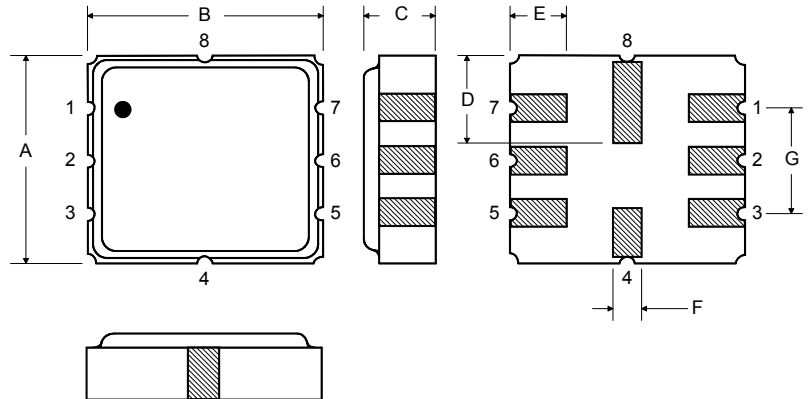
NOTES:

1. Unless noted otherwise, all measurements are made with the filter installed in the specified test fixture which is connected to a 50 Ω test system with VSWR ≤ 1.2:1. The test fixture L and C are adjusted for minimum insertion loss at the filter center frequency, f_c . Note that insertion loss and bandwidth are dependent on the impedance matching component values and quality.
2. The frequency f_c is defined as the midpoint between the 3dB frequencies.
3. Where noted, specifications apply over the entire specified operating temperature range.
4. The turnover temperature, T_O , is the temperature of maximum (or turnover) frequency, f_O . The nominal frequency at any case temperature, T_C , may be calculated from: $f=f_O[1 - FTC(T_O - T_C)^2]$.
5. Frequency aging is the change in f_c with time and is specified at +65°C or less. Aging may exceed the specification for prolonged temperatures above +65°C. Typically, aging is greatest the first year after manufacture, decreasing significantly in subsequent years.
6. The design, manufacturing process, and specifications of this device are subject to change.
7. One or more of the following U.S. Patents apply: 4,54,488, 4,616,197, and others pending.
8. All equipment designs utilizing this product must be approved by the appropriate government agency prior to manufacture or sale.
9. Tape and Reel Standard Per ANSI / EIA 481.

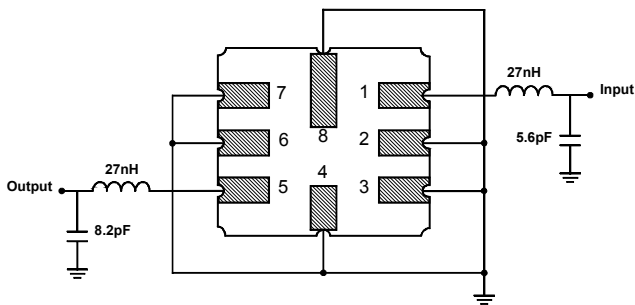
Rating	Value	Units
Input Power Level	10	dBm
DC Voltage	12	VDC
Storage Temperature	-40 to +85	°C
Soldering Temperature	(10 seconds / 5 cycles max.)	°C

Electrical Connections

Pin	Connection
1	Input
2	Input Return
3	Ground
4	Case Ground
5	Output
6	Output Return
7	Ground
8	Case Ground



Matching Circuit to 50Ω



Case Dimensions

Dimension	mm			Inches		
	Min	Nom	Max	Min	Nom	Max
A	4.8	5.0	5.2	0.189	0.197	0.205
B	4.8	5.0	5.2	0.189	0.197	0.205
C	1.3	1.5	1.7	0.050	0.060	0.067
D	1.98	2.08	2.18	0.078		0.086
E	1.07	1.17	1.27	0.042	0.046	0.050
F	0.50	0.64	0.70	0.020	0.025	0.028
G	2.39	2.54	2.69	0.094	0.100	0.106

X-ON Electronics

Largest Supplier of Electrical and Electronic Components

Click to view similar products for [Signal Conditioning](#) category:

Click to view products by [Murata](#) manufacturer:

Other Similar products are found below :

[MAPDCC0001](#) [MAPDCC0004](#) [PD0409J5050S2HF](#) [880157](#) [HHS-109-PIN](#) [DC1417J5005AHF](#) [AFS14A30-2185.00-T3](#) [AFS14A35-1591.50-T3](#) [DS-323-PIN](#) [B39321R801H210](#) [1A0220-3](#) [JP510S](#) [LFB212G45SG8C341](#) [LFB322G45SN1A504](#) [LFL182G45TC3B746](#) [SF2159E](#) [30057](#)
[FM-104-PIN](#) [CER0813B](#) [MAPDCC0005](#) [3A325](#) [40287](#) [41180](#) [ATB3225-75032NCT](#) [BD0810N50100AHF](#) [BD2425J50200AHF](#)
[C5060J5003AHF](#) [JHS-115-PIN](#) [JP503AS](#) [DC0710J5005AHF](#) [DC2327J5005AHF](#) [DC3338J5005AHF](#) [43020](#) [LFB2H2G60BB1C106](#)
[LFL15869MTC1B787](#) [X3C19F1-20S](#) [XC3500P-20S](#) [10013-20](#) [SF2194E](#) [CDBLB455KCAX39-B0](#) [TGL2208-SM, EVAL](#) [RF1353C](#)
[PD0922J5050D2HF](#) [1E1305-3](#) [1F1304-3S](#) [1G1304-30](#) [B0922J7575AHF](#) [2020-6622-20](#) [TP-102-PIN](#) [TP-103-PIN](#)