



CONNECTORS FOR FIELDBUS


- Wide range of M8, M12 and RJ45 connectors
- 360° shielding
- Flex rated cables

FROM AS-INTERFACE TO ETHERNET TO PROFIBUS AND MORE...

Murrelektronik offers connection accessories for the fieldbus products. In addition to both field-wireable M12 and RJ45 connectors we have a wide range of pre-wired, molded models. Both the 15° locking mechanism and the PUR molding ensure an IP65/67 rated connection which make the connectors suitable for many rough industrial environments.




PROFIBUS



With open ended wires

M12 male/female (shielded)
• Straight/90°

Page 3.6.1



Connection Cables

M12 male – M12 female (shielded)
• Straight/90°

Page 3.6.3


DeviceNet, CANopen



With open ended wires

M12 male/female
• Straight/90°

Page 3.6.4



Connection Cables

M12 male – M12 female
• Straight/90°

Page 3.6.6

EtherNet, EtherCAT, PROFINET



With open ended wires

M8 male/female (shielded)
• Straight/90°

Connection Cables

M8 male – M8 female/RJ45 male (shielded)
• Straight/90°

Page 3.6.7




With open ended wires

M8 female
• Straight/90°

Connection Cables

M8 male – M8 female
• Straight/90°

Page 3.6.10



With open ended wires

M12 male/female (shielded)
• Straight/90°

Connection Cables

M12 male – M12 female/RJ45 male (shielded)
• Straight/90°

Page 3.6.12




With open ended wires

RJ45 male (shielded)
• Straight/90°

Connection Cables

RJ45 male – RJ45 male/M12 female flange plug (shielded)
• Straight/90°

Page 3.6.21



With open ended wires


RJ45 male Push Pull Power
• Straight

Connection Cables

RJ45 male Push Pull Power – RJ45 male Push Pull Power
• Straight

Page 3.6.26


Cube67



With open ended wires

M12 female
• Straight/90°

Page 3.6.28



Connection Cables

M12 male – M12 female (shielded)
• Straight/90°

Page 3.6.29

AS-Interface



Connection Cables
for MASI68

M12 male – M12 female
• Straight

Page 3.6.30

PROFIBUS

– with open ended wires M12



* only for products with UL/CSA approved cable

Male
straight



Male
90°



1 Form		14051	14081
Type	2-pole, shielded B-coded		2-pole, shielded B-coded
Circuit diagram			
Contact layout	<p>Male</p>		
2 Cable Type		Jacket Color	Jacket Color
1x2x0.25 mm ²		violet	violet
PUR (UL/CSA), C-tracks		841	841
PUR (UL/CSA), Highspeed C-track		840	840
PUR (UL/CSA), Torsion		843	843
PVC (UL), C-tracks		850	850
Terminator M12 (male)		7000-14041-0000000	
Control cabinet entry system M12		7000-44111-0000000	
3 Cable Length			
1.5 m		0150	
3.0 m		0300	
5.0 m		0500	
7.5 m		0750	
10.0 m		1000	
Technical Data			
Operating voltage		max. 60 V AC/DC	
Protection		IP65, IP66K, IP67 inserted and tightened (EN 60529)	
Temperature range		-25...+85 °C, depending on cable quality	
Article No.			
The composition of your article number is explained on page 3.1.i		<div style="display: flex; justify-content: space-around; align-items: center;"> 7 0 0 0 - - - - - - </div>	
	1 Form	2 Cable Type	3 Cable Length
Notes		Other versions on request. Differing cable lengths up to 2 m can be ordered in 0.2 m steps, from 2 m on in 0.5 m steps. Connection accessories and general accessories can be found at the end of chapter 3.6.	

PROFIBUS

– with open ended wires M12

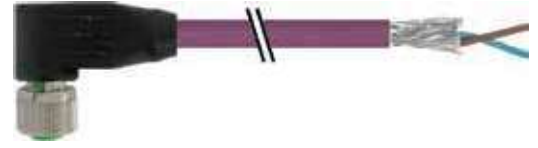


* only for products with UL/CSA approved cable

Female
straight



Female
90°



1 Form

14061

14071

Type	2-pole, shielded B-coded	2-pole, shielded B-coded
------	-----------------------------	-----------------------------

Circuit diagram		
-----------------	--	--

Contact layout	Female 	
----------------	------------	--

2 Cable Type

Jacket Color

Jacket Color

1x2x0.25 mm ²	violet	violet
PUR (UL/CSA), C-tracks	841	841
PUR (UL/CSA), Highspeed C-track	840	840
PUR (UL/CSA), Torsion	843	843
PVC (UL), C-tracks	850	850
Terminator M12 (male)	7000-14041-0000000	
Control cabinet entry system M12	7000-44111-0000000	

3 Cable Length

1.5 m	0150
3.0 m	0300
5.0 m	0500
7.5 m	0750
10.0 m	1000

Technical Data

Operating voltage	max. 60 V AC/DC
Protection	IP65, IP66K, IP67 inserted and tightened (EN 60529)
Temperature range	-25...+85 °C, depending on cable quality

Article No.

The composition of your article number is explained on page 3.1.i

7 0 0 0 - - - - -

1 Form **2** Cable Type **3** Cable Length

Notes

Other versions on request. Differing cable lengths up to 2 m can be ordered in 0.2 m steps, from 2 m on in 0.5 m steps. Connection accessories and general accessories can be found at the end of chapter 3.6.

PROFIBUS

– Connection cables M12 - M12




* only for products with UL/CSA approved cable

Male straight

Female straight

Male 90°

Female 90° *stay connected*



1 Form		44001	44021
Type		2-pole, shielded B-coded	2-pole, shielded B-coded
Circuit diagram			
Contact layout			
2 Cable Type		Jacket Color	Jacket Color
1x2x0.25 mm ²		violet	violet
PUR (UL/CSA), C-tracks		841	841
PUR (UL/CSA), Highspeed C-track		840	840
PUR (UL/CSA), Torsion		843	843
PVC (UL), C-tracks		850	850
Terminator M12 (male)	7000-14041-0000000		
Control cabinet entry system M12	7000-44111-0000000		
3 Cable Length			
1.5 m	0150		
3.0 m	0300		
5.0 m	0500		
7.5 m	0750		
10.0 m	1000		
Technical Data			
Operating voltage	max. 60 V AC/DC		
Protection	IP65, IP66K, IP67 inserted and tightened (EN 60529)		
Temperature range	-25...+85 °C, depending on cable quality		
Article No.			
The composition of your article number is explained on page 3.1.i	<div style="display: flex; justify-content: space-around; align-items: center;"> 7 0 0 0 - _ - _ _ _ </div>		
	1	2	3
	Form	Cable Type	Cable Length
Notes		Other versions on request. Differing cable lengths up to 2 m can be ordered in 0.2 m steps, from 2 m on in 0.5 m steps. Connection accessories and general accessories can be found at the end of chapter 3.6.	

DeviceNet, CANopen

– with open ended wires M12



* only for products with UL/CSA approved cable



1 Form	13105	13125									
	Type 5-pole	Type 5-pole									
Circuit diagram											
Contact layout											
2 Cable Type	Jacket Color	Jacket Color									
2x0.25 + 2x0.34 mm ² PUR (UL/CSA), C-tracks	<table border="1"> <tr> <td>black</td> <td>violet</td> </tr> <tr> <td>838</td> <td>803</td> </tr> </table>	black	violet	838	803	<table border="1"> <tr> <td>black</td> <td>violet</td> </tr> <tr> <td>838</td> <td>803</td> </tr> </table>	black	violet	838	803	
black	violet										
838	803										
black	violet										
838	803										
3 Cable Length											
1.5 m	0150										
3.0 m	0300										
5.0 m	0500										
7.5 m	0750										
10.0 m	1000										
Technical Data											
Operating voltage	max. 60 V AC/DC										
Protection	IP65, IP66K, IP67 inserted and tightened (EN 60529)										
Temperature range	-25...+85 °C, depending on cable quality										
Article No.											
The composition of your article number is explained on page 3.1.i	<table border="1"> <tr> <td><u>7</u></td> <td><u>0</u></td> <td><u>0</u></td> <td><u>0</u></td> <td>-</td> <td>---</td> <td>-</td> <td>---</td> <td>---</td> </tr> </table>		<u>7</u>	<u>0</u>	<u>0</u>	<u>0</u>	-	---	-	---	---
<u>7</u>	<u>0</u>	<u>0</u>	<u>0</u>	-	---	-	---	---			
	1 Form	2 Cable Type	3 Cable Length								
Notes	Other versions on request. Differing cable lengths up to 2 m can be ordered in 0.2 m steps, from 2 m on in 0.5 m steps. Connection accessories and general accessories can be found at the end of chapter 3.6.										

DeviceNet, CANopen

– with open ended wires M12

DeviceNet CANopen



* only for products with UL/CSA approved cable

Female
straight



Female
90°



1 Form		13225	13251
Type		5-pole	5-pole
Circuit diagram			
Contact layout	<p>Female</p>		
2 Cable Type	Jacket Color	Jacket Color	
2x0.25 + 2x0.34 mm ² PUR (UL/CSA), C-tracks	black 838	violet 803	black 838
Control cabinet entry system M12	7000-42111-0000000		
3 Cable Length			
1.5 m	0150		
3.0 m	0300		
5.0 m	0500		
7.5 m	0750		
10.0 m	1000		
Technical Data			
Operating voltage	max. 60 V AC/DC		
Protection	IP65, IP66K, IP67 inserted and tightened (EN 60529)		
Temperature range	-25...+85 °C, depending on cable quality		
Article No.			
The composition of your article number is explained on page 3.1.i	<div style="display: flex; justify-content: space-around; align-items: center;"> 7 0 0 0 - </div>		
	1	2	3
	Form	Cable Type	Cable Length
Notes	Other versions on request. Differing cable lengths up to 2 m can be ordered in 0.2 m steps, from 2 m on in 0.5 m steps. Connection accessories and general accessories can be found at the end of chapter 3.6.		

DeviceNet, CANopen

– Connection cables M12 - M12

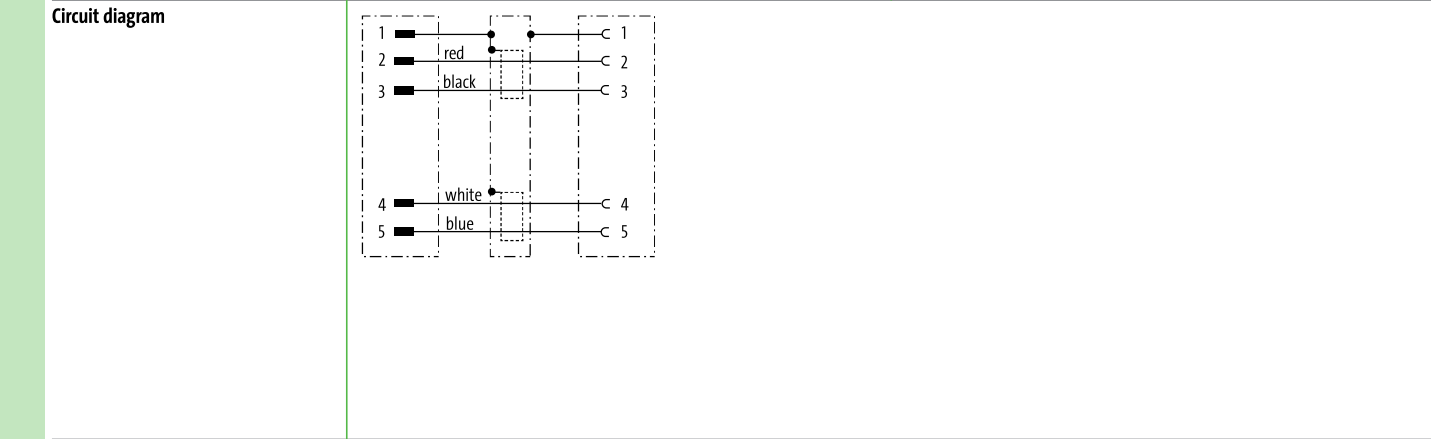


* only for products with UL/CSA approved cable



1 Form	40531	40551
---------------	--------------	--------------

Type	5-pole	5-pole
------	--------	--------



2 Cable Type	Jacket Color		Jacket Color	
	black	violet	black	violet
2x0.25 + 2x0.34 mm ² PUR (UL/CSA), Ctracks	838	803	838	803

Control cabinet entry system M12	7000-42111-0000000
----------------------------------	---------------------------

3 Cable Length	
1.5 m	0150
3.0 m	0300
5.0 m	0500
7.5 m	0750
10.0 m	1000

Technical Data	
Operating voltage	max. 60 V AC/DC
Protection	IP65, IP66K, IP67 inserted and tightened (EN 60529)
Temperature range	-25...+85 °C, depending on cable quality

Article No.

The composition of your article number is explained on page 3.1.i

<u>7</u> <u>0</u> <u>0</u> <u>0</u>	-	-	-
-------------------------------------	---	---	---

1 Form	2 Cable Type	3 Cable Length
---------------	---------------------	-----------------------

Notes

Other versions on request. Differing cable lengths up to 2 m can be ordered in 0.2 m steps, from 2 m on in 0.5 m steps. Connection accessories and general accessories can be found at the end of chapter 3.6.

Industrial Ethernet

– with open ended wires M8

EtherCAT



* only for products with UL/CSA approved cable

Male

straight



Male

90°



1 Form		08811	08821
Type	4-pole, shielded		4-pole, shielded
Circuit diagram			
Contact layout	<p>Male</p>		
2 Cable Type	Jacket Color	Jacket Color	
1x4x0.15 mm ² PUR (UL/CSA), Ctracks	green 791	green 791	
3 Cable Length			
1.5 m	0150		
3.0 m	0300		
5.0 m	0500		
7.5 m	0750		
10.0 m	1000		
Technical Data			
Operating voltage	max. 30 V AC/DC		
Protection	IP67 inserted and tightened (EN 60529)		
Temperature range	-25...+85 °C, depending on cable quality		
Article No.			
The composition of your article number is explained on page 3.1.i	<p><u>7 0 0 0</u> - - - - - - - - - -</p>		
	1 Form	2 Cable Type	3 Cable Length
Notes	Other versions on request. Differing cable lengths up to 2 m can be ordered in 0.2 m steps, from 2 m on in 0.5 m steps. Connection accessories and general accessories can be found at the end of chapter 3.6.		

Industrial Ethernet

– Connection cables M8 - M8



* only for products with UL/CSA approved cable



1 Form	89701	89771
	4-pole, shielded	4-pole, shielded
Circuit diagram		
Contact layout		
2 Cable Type	Jacket Color	Jacket Color
1x4x0.15 mm ² PUR (UL/CSA), C-tracks	green 791	green 791
3 Cable Length		
1.5 m	0150	
3.0 m	0300	
5.0 m	0500	
7.5 m	0750	
10.0 m	1000	
Technical Data		
Operating voltage	max. 50 V AC/60 V DC	
Protection	IP67 inserted and tightened (EN 60529)	
Temperature range	-25...+85 °C, depending on cable quality	
Article No.		
The composition of your article number is explained on page 3.1.i	<div style="border: 1px solid black; padding: 5px; display: flex; justify-content: space-around;"> <u>7</u> <u>0</u> <u>0</u> <u>0</u> - _____ - _____ - _____ </div>	
	1 Form	2 Cable Type
		3 Cable Length
Notes	Other versions on request. Differing cable lengths up to 2 m can be ordered in 0.2 m steps, from 2 m on in 0.5 m steps. Connection accessories and general accessories can be found at the end of chapter 3.6.	

Industrial Ethernet

– Connection cables M8 - RJ45



* only for products with UL/CSA approved cable

Male straight

Male straight


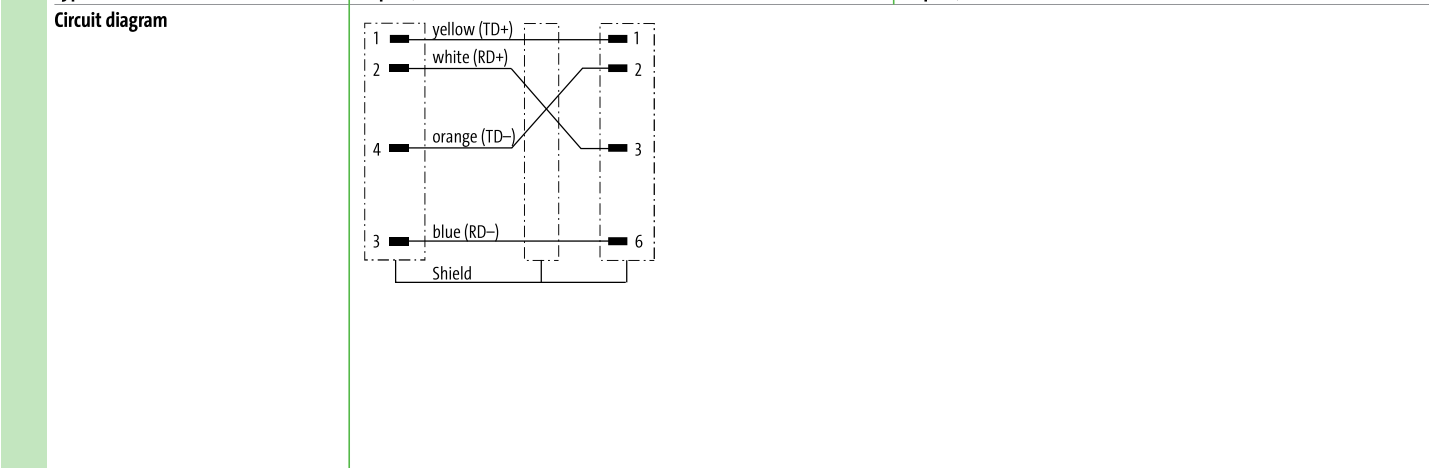
Male 90°

stay connected
Male straight



1 Form	89721	89781
---------------	--------------	--------------

Type	4-pole, shielded	4-pole, shielded
------	------------------	------------------



2 Cable Type	Cable Type	Jacket Color	Jacket Color
	1x4x0.15 mm ² PUR (UL/CSA), C-tracks	green 791	green 791

3 Cable Length	Cable Length	Article No.
	1.5 m	0150
	3.0 m	0300
	5.0 m	0500
	7.5 m	0750
	10.0 m	1000

Technical Data	Operating voltage	max. 60 V DC
	Protection	IP67 (M8) - IP20 (RJ45)
	Temperature range	-25...+85 °C, depending on cable quality
	Article No.	

Article No.	The composition of your article number is explained on page 3.1.i		
	7	0 0 0	0

1 Form	2 Cable Type	3 Cable Length
---------------	---------------------	-----------------------

Notes


Other versions on request. Differing cable lengths up to 2 m can be ordered in 0.2 m steps, from 2 m on in 0.5 m steps.
Connection accessories and general accessories can be found at the end of chapter 3.6.

Industrial Ethernet

– with open ended wires M8

– EtherCAT Power

EtherCAT 

Approvals: 

* only for products with UL/CSA approved cable

Female
straight



Female
90°



1 Form

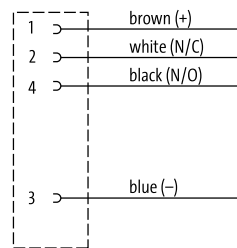
08871

08881

Type
Circuit diagram

4-pole

4-pole



Contact layout

Female



2 Cable Type

Jacket Color

Jacket Color

Wire diameter 0.34 mm²
PUR (UL/CSA), robots/C-tracks

black
634

black
634

3 Cable Length

1.5 m	0150
3.0 m	0300
5.0 m	0500
7.5 m	0750
10.0 m	1000

Technical Data

Operating voltage	max. 50 V AC/60 V DC
Protection	IP65 and IP67 when plugged and screwed down (EN 60529)
Temperature range	-25...+85 °C, depending on cable quality

Article No.

The composition of your article number is explained on page 3.1.i

7 0 0 0

-

-

7 0 0 5

M8 Lite (plastic hexagonal screw) on request

1

Form

2

Cable Type

3

Cable Length

Notes

Other versions on request. Differing cable lengths up to 2 m can be ordered in 0.2 m steps, from 2 m on in 0.5 m steps. Connection accessories and general accessories can be found at the end of chapter 3.6.

Industrial Ethernet

– Connection cables M8 - M8

– EtherCAT Power



* only for products with UL/CSA approved cable

Male
straight

Female
straight

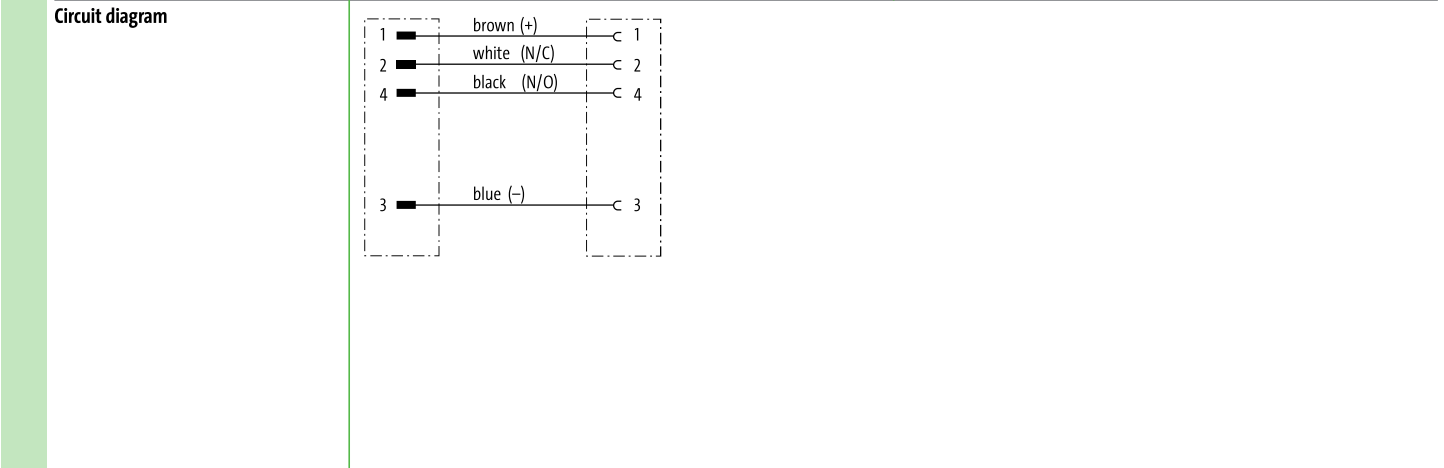
Male
90°

stay connected
Female
90°



1 Form	89401	89431
---------------	--------------	--------------

Type	4-pole	4-pole
------	--------	--------



2 Cable Type	Jacket Color	Jacket Color
---------------------	---------------------	---------------------

Wire diameter 0.34 mm ² PUR (UL/CSA), robots/C-tracks	black 634	black 634
---	----------------------------	----------------------------

3 Cable Length	
-----------------------	--

1.5 m	0150
3.0 m	0300
5.0 m	0500
7.5 m	0750
10.0 m	1000

Technical Data	
-----------------------	--

Operating voltage	max. 50 V AC/60 V DC
Protection	IP65 and IP67 when plugged and screwed down (EN 60529)
Temperature range	-25...+85 °C, depending on cable quality

Article No.	
--------------------	--

The composition of your article number is explained on page 3.1.i	7 0 0 0 - - - - -
	7 0 0 5 M8 Lite (plastic hexagonal screw) on request

1 Form	2 Cable Type	3 Cable Length
---------------	---------------------	-----------------------

Notes	
--------------	--

Other versions on request. Differing cable lengths up to 2 m can be ordered in 0.2 m steps, from 2 m on in 0.5 m steps. Connection accessories and general accessories can be found at the end of chapter 3.6.

Industrial Ethernet

– with open ended wires M12

EtherNet/IP EtherCAT

PROFINET

Approvals:  

* only for products with UL/CSA approved cable


Male

straight



Male

90°



1 Form

14541

14561

Type

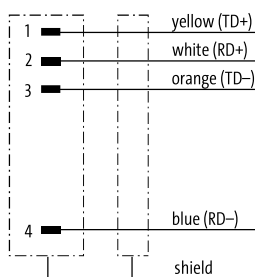
4-pole, shielded

4-pole, shielded

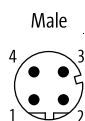
D-coded

D-coded

Circuit diagram



Contact layout



2 Cable Type

Jacket Color

Jacket Color

Cable Type	green	black	red	green	black	red
1x4x0.34 mm ² PVC (UL/CSA), C-tracks	800			800		
PUR (UL/CSA), Torsion	793			793		
2x2x0.34 mm ² PUR (UL/CSA)	794			794		
PUR (UL/CSA), robots/C-tracks	796	851	792	796	851	792
PUR (UL/CSA), C-tracks, 600 V	659			659		

3 Cable Length

1.5 m	0150
3.0 m	0300
5.0 m	0500
7.5 m	0750
10.0 m	1000

Technical Data

Operating voltage	max. 60 V DC
Protection	IP65, IP66K, IP67 inserted and tightened (EN 60529)
Temperature range	-25...+85 °C, depending on cable quality

Article No.

The composition of your article number is explained on page 3.1.i

7 0 0 0 - - - - -

1 Form

2 Cable Type

3 Cable Length

Notes

Other versions on request. Differing cable lengths up to 2 m can be ordered in 0.2 m steps, from 2 m on in 0.5 m steps. Connection accessories and general accessories can be found at the end of chapter 3.6.

Industrial Ethernet

– with open ended wires M12

– Hybrid cable



* only for products with UL/CSA approved cable

Male

straight



Female

straight



1 Form	15501	15551								
Type	8-pole, shielded Y-coded	8-pole, shielded Y-coded								
Circuit diagram										
Contact layout	<p>Male</p>	<p>Female</p>								
2 Cable Type	Jacket Color	Jacket Color								
4×0.5 + 1×4×0.14 mm ² PUR (UL/CSA), robots/C-tracks	<table border="1"> <tr> <td>black</td> <td>green</td> </tr> <tr> <td>805</td> <td>831</td> </tr> </table>	black	green	805	831	<table border="1"> <tr> <td>black</td> <td>green</td> </tr> <tr> <td>805</td> <td>831</td> </tr> </table>	black	green	805	831
black	green									
805	831									
black	green									
805	831									
3 Cable Length										
1.5 m	0150									
3.0 m	0300									
5.0 m	0500									
7.5 m	0750									
10.0 m	1000									
Technical Data										
Operating voltage	max. 50 V AC/DC									
Protection	IP65 and IP67 when plugged and screwed down (EN 60529)									
Temperature range	-25...+85 °C, depending on cable quality									
Article No.										
The composition of your article number is explained on page 3.1.i	<table border="1"> <tr> <td>7</td> <td>0</td> <td>0</td> <td>0</td> <td>-</td> <td>-</td> <td>-</td> <td>-</td> </tr> </table>		7	0	0	0	-	-	-	-
7	0	0	0	-	-	-	-			
	1 Form	2 Cable Type	3 Cable Length							
Notes	Other versions on request. Differing cable lengths up to 2 m can be ordered in 0.2 m steps, from 2 m on in 0.5 m steps. Connection accessories and general accessories can be found at the end of chapter 3.6.									

Industrial Ethernet

– with open ended wires M12

– Hybrid cable



* only for products with UL/CSA approved cable


Male

90°



Female

90°



1 Form

15521

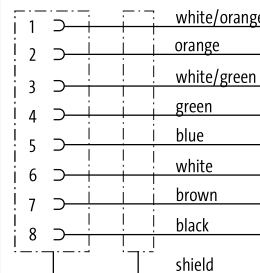
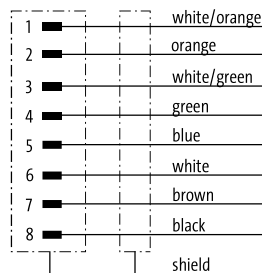
15571

Type

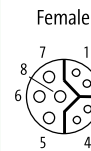
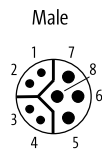
8-pole, shielded

8-pole, shielded

Circuit diagram



Contact layout



2 Cable Type

Jacket Color

Jacket Color

4×0.5 + 1×4×0.14 mm²
PUR (UL/CSA), robots/C-tracks

black	green
805	831

black	green
805	831

3 Cable Length

1.5 m	0150
3.0 m	0300
5.0 m	0500
7.5 m	0750
10.0 m	1000

Technical Data

Operating voltage	max. 50 V AC/DC
Protection	IP65 and IP67 when plugged and screwed down (EN 60529)
Temperature range	-25...+85 °C, depending on cable quality

Article No.

The composition of your article number is explained on page 3.1.i

7 0 0 0 - - - - -

1 Form

2 Cable Type

3 Cable Length

Notes

Other versions on request. Differing cable lengths up to 2 m can be ordered in 0.2 m steps, from 2 m on in 0.5 m steps. Connection accessories and general accessories can be found at the end of chapter 3.6.

Industrial Ethernet

– with open ended wires M12

– Gigabit Ethernet CAT6A


Male

straight



Male

90°



* only for products with UL/CSA approved cable

1 Form	210 01	210 21
Approvals	cULus *	
Type	8-pole, shielded X-coded	8-pole, shielded X-coded
Circuit diagram		
Contact layout	<p>Male</p>	
2 Cable Type	Jacket Color	Jacket Color
4x2x0.14 mm ² PUR (UL/CSA)	green 790	green 790
3 Cable Length		
1.5 m	0150	
3.0 m	0300	
5.0 m	0500	
7.5 m	0750	
10.0 m	1000	
Technical Data		
Operating voltage	max. 50 V AC/60 V DC	
Protection	IP65 and IP67 when plugged and screwed down (EN 60529)	
Temperature range	-25...+85 °C, depending on cable quality	
Article No.		
The composition of your article number is explained on page 3.1.i	<p>7 0 0 0 - - - - - - - - - -</p>	
	1 Form	2 Cable Type
		3 Cable Length
Notes	<p>Other versions on request. Differing cable lengths up to 2 m can be ordered in 0.2 m steps, from 2 m on in 0.5 m steps. Connection accessories and general accessories can be found at the end of chapter 3.6.</p>	

Industrial Ethernet

– Connection cables M12 - M12

EtherNet/IP EtherCAT

PROFI
NET

Approvals:  

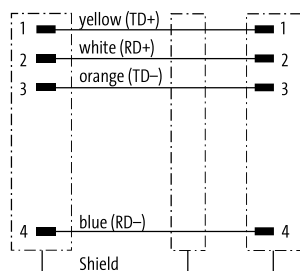
* only for products with UL/CSA approved cable



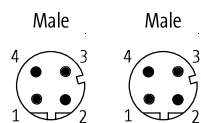
1 Form

Form	4 4 5 1 1	4 4 5 6 1
Type	4-pole, shielded D-coded	4-pole, shielded D-coded

Circuit diagram



Contact layout



2 Cable Type

Cable Type	Jacket Color			Jacket Color		
1×4×0.34 mm ²	green	black	red	green	black	red
PVC (UL/CSA), C-tracks	800			800		
PUR (UL/CSA), Torsion	793			793		
2×2×0.34 mm ²						
PUR (UL/CSA)	794			794		
PUR (UL/CSA), robots/C-tracks	796	851	792	796	851	792
PUR (UL/CSA), C-tracks, 600 V	659			659		

3 Cable Length

1.5 m	0150
3.0 m	0300
5.0 m	0500
7.5 m	0750
10.0 m	1000

Technical Data

Operating voltage	max. 60 V DC
Protection	IP65, IP66K, IP67 inserted and tightened (EN 60529)
Temperature range	-25...+85 °C, depending on cable quality

Article No.

The composition of your article number is explained on page 3.1.i

7 0 0 0	-	-	-	-
----------------	---	---	---	---

1 Form **2** Cable Type **3** Cable Length

Notes

Other versions on request. Differing cable lengths up to 2 m can be ordered in 0.2 m steps, from 2 m on in 0.5 m steps. Connection accessories and general accessories can be found at the end of chapter 3.6.

Industrial Ethernet

– Connection cables M12 - RJ45

EtherNet/IP EtherCAT



* only for products with UL/CSA approved cable

Male straight



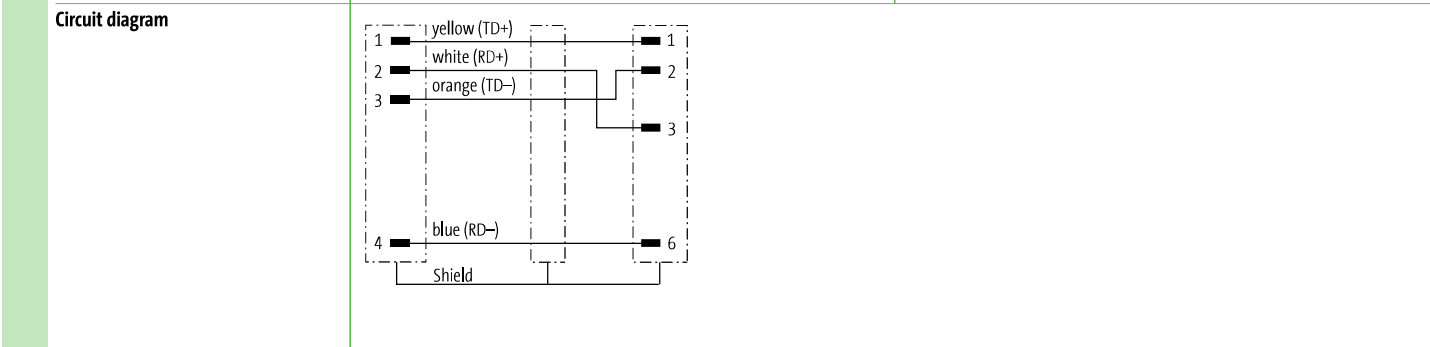
Male straight

Male straight



stay connected
Male
45° on bottom

1 Form	4 4 7 1 1	4 4 7 3 1
Type	4-pole, shielded D-coded	4-pole, shielded D-coded



2 Cable Type	Jacket Color			Jacket Color		
	green	black	red	green	black	red
1×4×0.34 mm ² PVC (UL/CSA), C-tracks	800			800		
PUR (UL/CSA), Torsion	793			793		
2×2×0.34 mm ² PUR (UL/CSA)	794			794		
PUR (UL/CSA), robots/C-tracks	796	851	792	796	851	792
PUR (UL/CSA), C-tracks, 600 V	659			659		

3 Cable Length	
1.5 m	0150
3.0 m	0300
5.0 m	0500
7.5 m	0750
10.0 m	1000

Technical Data	
Operating voltage	max. 60 V DC
Protection	IP67 (M12) - IP20 (RJ45)
Temperature range	-25...+85 °C, depending on cable quality

Article No.

The composition of your article number is explained on page 3.1.i	7 0 0 0 - - - - - - - - - -
---	------------------------------------

1 Form	2 Cable Type	3 Cable Length
---------------	---------------------	-----------------------

Notes
Other versions on request. Differing cable lengths up to 2 m can be ordered in 0.2 m steps, from 2 m on in 0.5 m steps.
Connection accessories and general accessories can be found at the end of chapter 3.6.


Industrial Ethernet

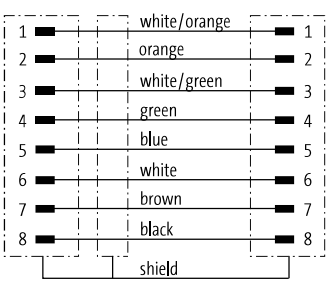
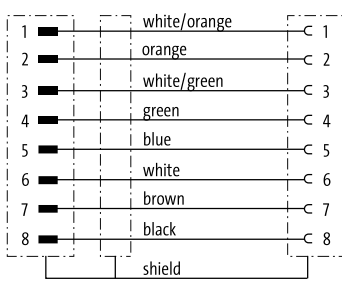
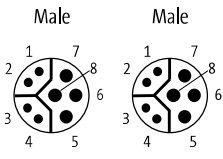
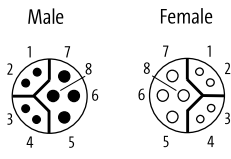
– Connection cables M12 - M12

– Hybrid cable

Approvals:  ^{*}
Listed

* only for products with UL/CSA approved cable



1 Form	47001	47021	47051										
Type	8-pole, shielded Y-coded	8-pole, shielded Y-coded	8-pole, shielded Y-coded										
Circuit diagram													
Contact layout													
2 Cable Type	Jacket Color	Jacket Color	Jacket Color										
4×0.5 + 1×4×0.14 mm ² PUR (UL/CSA), robots/C-tracks	<table border="1"> <tr> <td>black</td> <td>green</td> </tr> <tr> <td>805</td> <td>831</td> </tr> </table>	black	green	805	831	<table border="1"> <tr> <td>black</td> <td>green</td> </tr> <tr> <td>805</td> <td>831</td> </tr> </table>	black	green	805	831	<table border="1"> <tr> <td>green</td> </tr> <tr> <td>831</td> </tr> </table>	green	831
black	green												
805	831												
black	green												
805	831												
green													
831													
3 Cable Length													
1.5 m	0150												
3.0 m	0300												
5.0 m	0500												
7.5 m	0750												
10.0 m	1000												
Technical Data													
Operating voltage	max. 50 V AC/DC												
Protection	IP65 and IP67 when plugged and screwed down (EN 60529)												
Temperature range	-25...+85 °C, depending on cable quality												
Article No.													
The composition of your article number is explained on page 3.1.i	<table border="1"> <tr> <td><u>7</u></td> <td><u>0</u></td> <td><u>0</u></td> <td><u>0</u></td> <td>-</td> <td>-</td> <td>-</td> <td>-</td> </tr> </table>			<u>7</u>	<u>0</u>	<u>0</u>	<u>0</u>	-	-	-	-		
<u>7</u>	<u>0</u>	<u>0</u>	<u>0</u>	-	-	-	-						
	1 Form	2 Cable Type	3 Cable Length										
Notes	Other versions on request. Differing cable lengths up to 2 m can be ordered in 0.2 m steps, from 2 m on in 0.5 m steps. Connection accessories and general accessories can be found at the end of chapter 3.6.												

Industrial Ethernet

– Connection cables M12 - M12


– Gigabit Ethernet CAT6A

Male
straight

Male
straight

Male
90°

stay connected
Male
90°



* only for products with UL/CSA approved cable

1 Form	51001	51021
Approvals	cULus *	
Type	8-pole, shielded X-coded	8-pole, shielded X-coded
Circuit diagram		
Contact layout		
2 Cable Type	Jacket Color	Jacket Color
4x2x0.14 mm ² PUR (UL/CSA)	green 790	green 790
3 Cable Length		
1.5 m	0150	
3.0 m	0300	
5.0 m	0500	
7.5 m	0750	
10.0 m	1000	
Technical Data		
Operating voltage	max. 50 V AC/60 V DC	
Protection	IP65 and IP67 when plugged and screwed down (EN 60529)	
Temperature range	-25...+85 °C, depending on cable quality	
Article No.		
The composition of your article number is explained on page 3.1.i	<div style="border: 1px solid black; padding: 5px; display: flex; justify-content: space-around;"> 7 0 0 0 - - - </div>	
	1 Form	2 Cable Type
		3 Cable Length
Notes	Other versions on request. Differing cable lengths up to 2 m can be ordered in 0.2 m steps, from 2 m on in 0.5 m steps. Connection accessories and general accessories can be found at the end of chapter 3.6.	

Industrial Ethernet

– Connection cables M12 - RJ45

– Gigabit Ethernet CAT6A

Male
straight

Male
straight

Male
straight

Flange female
straight



1 Form

51101

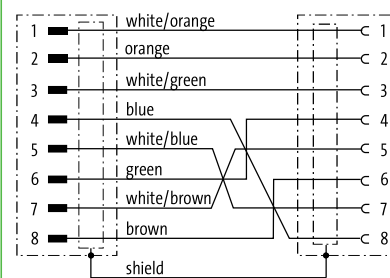
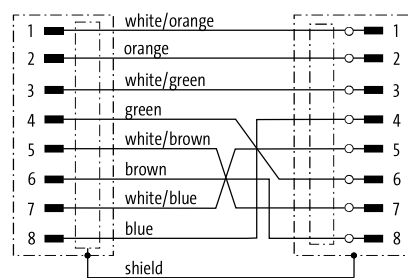
51551

Type

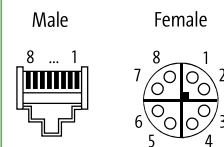
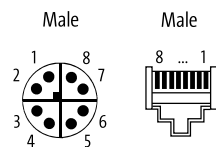
8-pole, shielded

8-pole, shielded

Circuit diagram



Contact layout



2 Cable Type

Jacket Color

Jacket Color

4×2×0.14 mm²

green

green

PUR (UL/CSA)

790

790

3 Cable Length

1.5 m

0150

3.0 m

0300

5.0 m

0500

7.5 m

0750

10.0 m

1000

Technical Data

Operating voltage

max. 60 V DC

Protection

IP67 (M12) - IP20 (RJ45)

Temperature range

-25...+85 °C, depending on cable quality

Article No.

The composition of your article number is explained on page 3.1.i

7 0 0 0 - - - - -

1 Form

2 Cable Type

3 Cable Length

Notes

Other versions on request. Differing cable lengths up to 2 m can be ordered in 0.2 m steps, from 2 m on in 0.5 m steps. Connection accessories and general accessories can be found at the end of chapter 3.6.

Industrial Ethernet

– with open ended wires RJ45

EtherNet/IP EtherCAT



* only for products with UL/CSA approved cable

Male
straight



Male
45° on top



Male
45° on bottom




1 Form	74101	74121	74141								
Type	4-pole, shielded	4-pole, shielded	4-pole, shielded								
Circuit diagram											
Contact layout											
2 Cable Type	Jacket Color										
1×4×0.34 mm ²	green	black	red	green	black	red	green	black	red		
PVC (UL/CSA), C-tracks	800			800			800				
PUR (UL/CSA), Torsion	793			793			793				
2×2×0.34 mm ²											
PUR (UL/CSA)	794			794			794				
PUR (UL/CSA), robots/C-tracks	796	851	792	796	851	792	796	851	792		
PUR (UL/CSA), C-tracks, 600 V	659			659			659				
3 Cable Length											
1.5 m	0150										
3.0 m	0300										
5.0 m	0500										
7.5 m	0750										
10.0 m	1000										
Technical Data											
Operating voltage	max. 60 V DC										
Protection	IP20 inserted and tightened (EN 60529)										
Temperature range	-25...+85 °C, depending on cable quality										
Article No.											
The composition of your article number is explained on page 3.1.i	<div style="display: flex; justify-content: space-around; align-items: center;"> 7 0 0 0 - - </div>										
	1	Form			2	Cable Type			3	Cable Length	
Notes	Other versions on request. Differing cable lengths up to 2 m can be ordered in 0.2 m steps, from 2 m on in 0.5 m steps. Connection accessories and general accessories can be found at the end of chapter 3.6.										

Industrial Ethernet

– with open ended wires RJ45

EtherNet/IP EtherCAT




* only for products with UL/CSA approved cable



1 Form	Form	74161	74181
	Type	4-pole, shielded	4-pole, shielded
2 Cable Type	Circuit diagram		
	Contact layout		
3 Cable Length	Cable Type	Jacket Color	Jacket Color
	1x4x0.34 mm ²	green black red	green black red
	PVC (UL/CSA), C-tracks	800	800
	PUR (UL/CSA), Torsion	793	793
	2x2x0.34 mm ²		
	PUR (UL/CSA)	794	794
	PUR (UL/CSA), robots/C-tracks	796 851 792	796 851 792
PUR (UL/CSA), C-tracks, 600 V	659	659	
Technical Data	Technical Data		
	Operating voltage	max. 60 V DC	
	Protection	IP20 inserted and tightened (EN 60529)	
	Temperature range	-25...+85 °C, depending on cable quality	
	Article No.		
Notes	The composition of your article number is explained on page 3.1.i		
		1 Form	2 Cable Type
		3 Cable Length	
<p>Other versions on request. Differing cable lengths up to 2 m can be ordered in 0.2 m steps, from 2 m on in 0.5 m steps. Connection accessories and general accessories can be found at the end of chapter 3.6.</p>			

Industrial Ethernet

– Connection cables RJ45 - RJ45




* only for products with UL/CSA approved cable

Male straight



Male straight


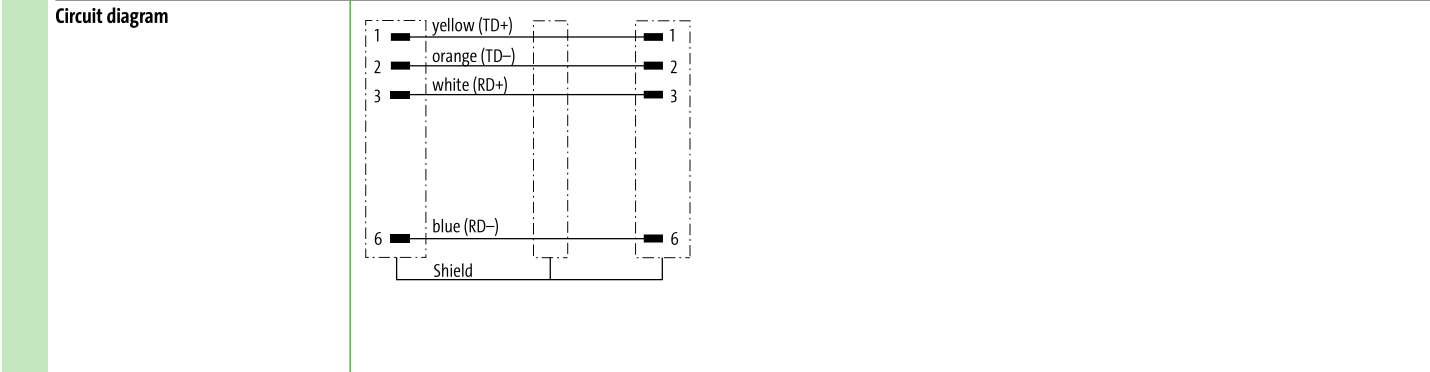
Male 45° on bottom



stay connected
Male 45° right

1 Form	74301	74521
---------------	--------------	--------------

Type	4-pole, shielded	4-pole, shielded
------	------------------	------------------



2 Cable Type	Jacket Color			Jacket Color		
	green	black	red	green	black	red
1×4×0.34 mm ²	800			800		
PVC (UL/CSA), C-tracks	800			800		
PUR (UL/CSA), Torsion	793			793		
2×2×0.34 mm ²						
PUR (UL/CSA)	794			794		
PUR (UL/CSA), robots/C-tracks	796	851	792	796	851	792
PUR (UL/CSA), C-tracks, 600 V	659			659		

3 Cable Length	
1.5 m	0150
3.0 m	0300
5.0 m	0500
7.5 m	0750
10.0 m	1000

Technical Data	
Operating voltage	max. 60 V DC
Protection	IP20 inserted and tightened (EN 60529)
Temperature range	-25...+85 °C, depending on cable quality

Article No.	
The composition of your article number is explained on page 3.1.i	7 0 0 0 - - - - -

1 Form	2 Cable Type	3 Cable Length
---------------	---------------------	-----------------------

Notes

Other versions on request. Differing cable lengths up to 2 m can be ordered in 0.2 m steps, from 2 m on in 0.5 m steps. Connection accessories and general accessories can be found at the end of chapter 3.6.

Fieldbus Connectors

Industrial Ethernet

– Connection cables RJ45 - RJ45

– Gigabit Ethernet CAT6A

Male

straight


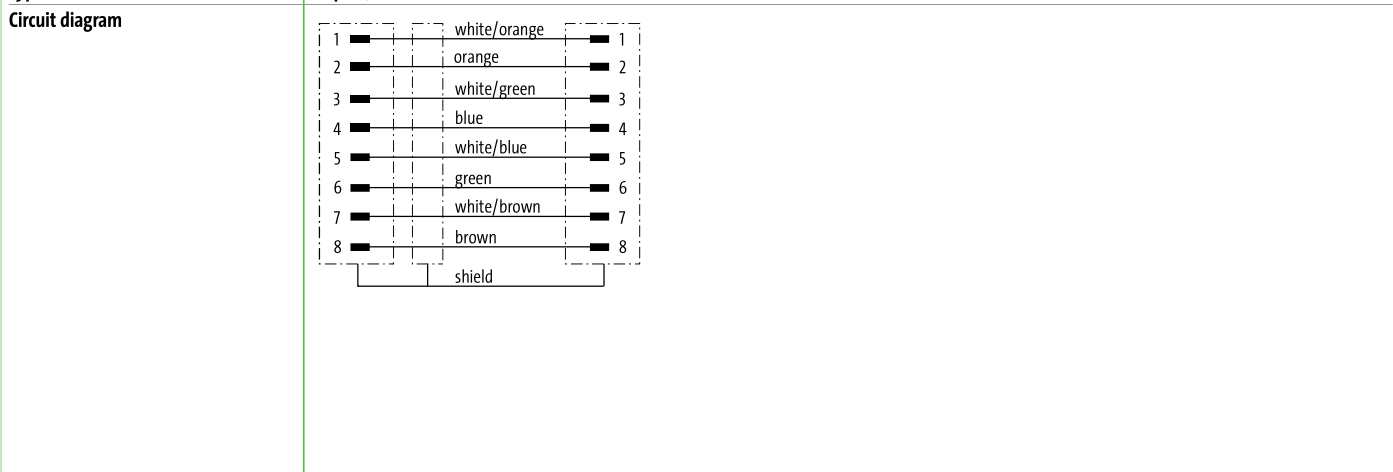
Male

straight



1 Form 74311

Type **8-pole, shielded**



2 Cable Type Jacket Color

4x2x0.14 mm² **green**

PUR (UL/CSA) **790**

3 Cable Length

1.5 m	0150
3.0 m	0300
5.0 m	0500
7.5 m	0750
10.0 m	1000

Technical Data

Operating voltage	max. 60 V DC
Protection	IP20 inserted and tightened (EN 60529)
Temperature range	-25...+85 °C, depending on cable quality

Article No.

The composition of your article number is explained on page 3.1.i

7 0 0 0 - 7 4 3 1 1 - - - -

1 Form **2 Cable Type** **3 Cable Length**

Notes

Other versions on request. Differing cable lengths up to 2 m can be ordered in 0.2 m steps, from 2 m on in 0.5 m steps. Connection accessories and general accessories can be found at the end of chapter 3.6.

Cabinetline

– Connection cables RJ45 - RJ45

stay connected

Male straight

Male straight


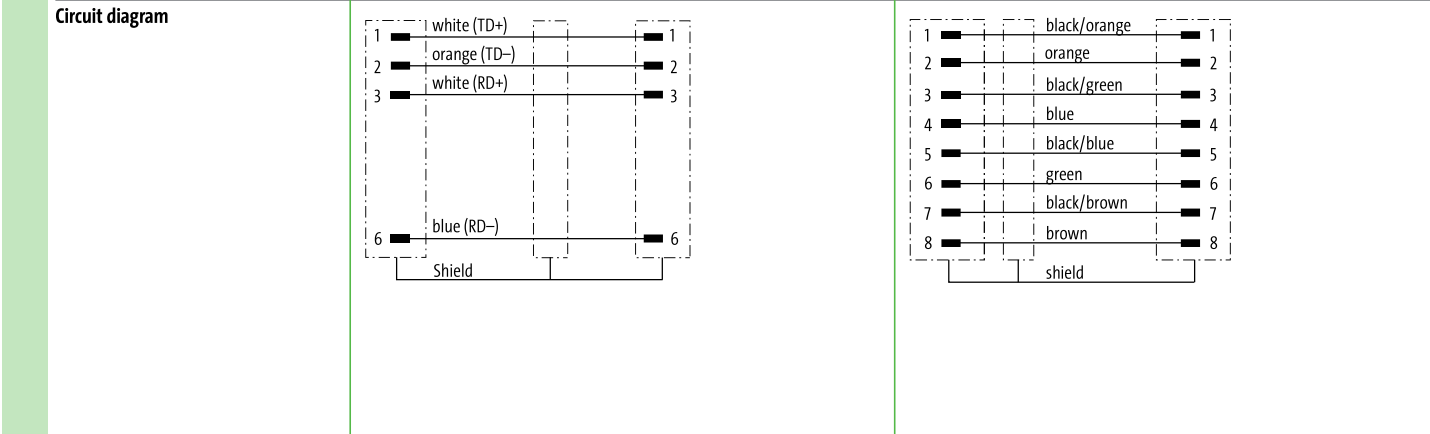
Male straight

Male straight



1 Form **74701** **74711**

Type **4-pole, shielded** **8-pole, shielded**



2 Cable Type **Jacket Color** **Jacket Color**

4×2×0.14 mm ² FRNC	gray	green	black	red
2×2×0.14 mm ² FRNC, Ctracks	777	478	380	578

3 Cable Length

1.5 m	0150
3.0 m	0300
5.0 m	0500
7.5 m	0750
10.0 m	1000

Technical Data

Operating voltage	max. 60 V DC
Protection	IP20 inserted and tightened (EN 60529)
Temperature range	-25...+85 °C, depending on cable quality

Article No.

The composition of your article number is explained on page 3.1.i

7 0 0 0 - - - - - - - - - -

1 Form **2 Cable Type** **3 Cable Length**

Notes

Other versions on request. Differing cable lengths up to 2 m can be ordered in 0.2 m steps, from 2 m on in 0.5 m steps. Connection accessories and general accessories can be found at the end of chapter 3.6.

Ethernet CAT5e

– Push Pull RJ45

– AIDA conform



Approvals: ^{*}
Listed

* only for products with UL/CSA approved cable

Male
straight



Male
straight



Male
straight

1 Form

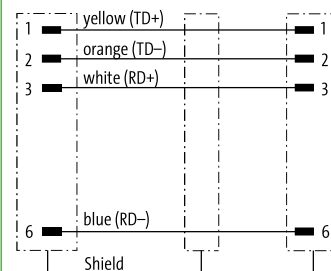
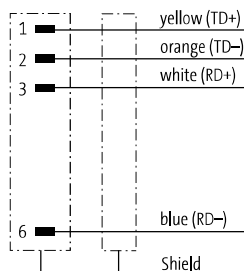
74601

74641

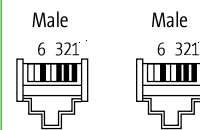
Type
Circuit diagram

4-pole, shielded

4-pole, shielded



Contact layout



2 Cable Type

Jacket Color

Jacket Color

2x2x0.34 mm²
PUR (UL/CSA)
PUR (UL/CSA), robots/C-tracks

green
794
796

green
794
796

3 Cable Length

1.5 m	0150
3.0 m	0300
5.0 m	0500
7.5 m	0750
10.0 m	1000

Technical Data

Operating voltage	max. 60 V DC
Protection	IP65 and IP67 when plugged and screwed down (EN 60529)
Temperature range	-25...+85 °C, depending on cable quality

Article No.

The composition of your article number is explained on page 3.1.i

7 0 0 0 - - - - -

1 Form

2 Cable Type

3 Cable Length

Notes

Other versions on request. Further cable lengths on request.
Connection accessories and general accessories can be found at the end of chapter 3.6.

Push Pull Power

Male
straight



Male
straight

stay connected
Male
straight



1 Form	99621	99641
	Type 5-pole	Type 5-pole
	Circuit diagram	
Contact layout		
2 Cable Type	Jacket Color	Jacket Color
Wire diameter 2.5 mm ² PUR (UL/CSA), robots/C-tracks	gray 962	gray 962
3 Cable Length		
1.5 m	0150	
3.0 m	0300	
5.0 m	0500	
7.5 m	0750	
10.0 m	1000	
Technical Data		
Operating voltage	max. 24 V AC/DC	
Protection	IP65 and IP67 when plugged and screwed down (EN 60529)	
Temperature range	-40...+85 °C, depending on cable quality	
Article No.		
The composition of your article number is explained on page 3.1.i	7 0 0 0 - - - - -	- - - - -
	1 Form	2 Cable Type 3 Cable Length
Notes	Other versions on request. Further cable lengths on request. Connection accessories and general accessories can be found at the end of chapter 3.6.	

Cube67

- with open ended wires M12
- Actuator supply external



* only for products with UL/CSA approved cable

Female
straight



Female
90°



1 Form		15001	15021
Type		2-pole	2-pole
Circuit diagram			
Contact layout	Female 		
2 Cable Type		Jacket Color	Jacket Color
Wire diameter 0.5 mm ² PUR (UL/CSA), robots/C-tracks		gray 414	gray 414
3 Cable Length			
1.5 m		0150	
3.0 m		0300	
5.0 m		0500	
7.5 m		0750	
10.0 m		1000	
Technical Data			
Operating voltage		max. 30 V AC/DC	
Protection		IP67 inserted and tightened (EN 60529)	
Temperature range		-25...+85 °C, depending on cable quality	
Article No.			
The composition of your article number is explained on page 3.1.i		<u>7</u> <u>0</u> <u>0</u> <u>0</u> - - - - - - - - - -	- - - - -
		<u>7</u> <u>0</u> <u>0</u> <u>5</u> M12 Lite (plastic hexagonal screw) on request	
		1 Form	2 Cable Type 3 Cable Length
Notes		Other versions on request. Differing cable lengths up to 2 m can be ordered in 0.2 m steps, from 2 m on in 0.5 m steps. Connection accessories and general accessories can be found at the end of chapter 3.6.	

Cube67

– Connection cables M12 - M12

– Hybrid cable




* only for products with UL/CSA approved cable

Male
straight

Female
straight


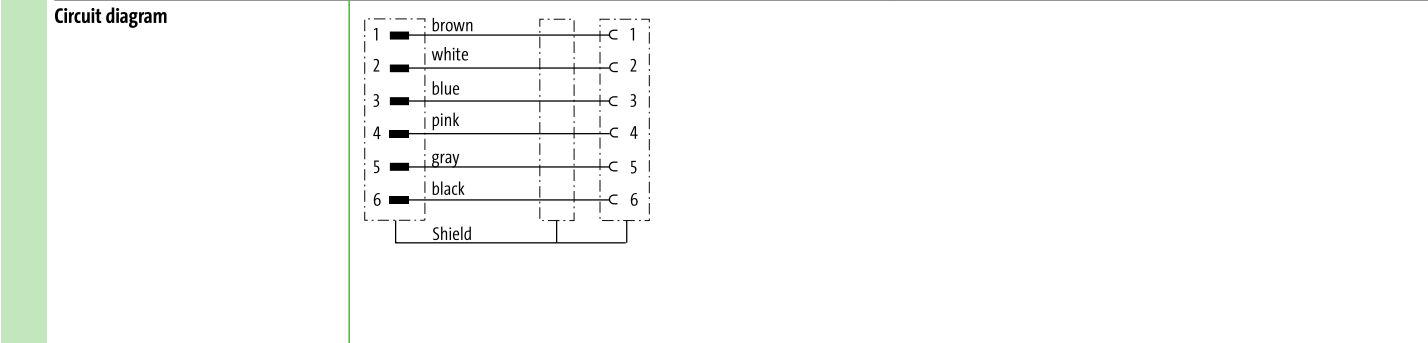
Male
90°

Female
90° *stay connected*



1 Form	46041	46061
---------------	--------------	--------------

Type	6-pole, shielded	6-pole, shielded
------	------------------	------------------



2 Cable Type	Jacket Color	Jacket Color
---------------------	---------------------	---------------------

4x0.5 + 2x0.25 mm ²	green	green
PUR (UL/CSA), robots/C-tracks	802	802

Terminator M12 (male)	7000-15041-0000000
Control cabinet entry system M12	7000-46111-0000000
T-coupler M12/M12, female/male	7000-46101-0000000

3 Cable Length	
-----------------------	--

1.5 m	0150
3.0 m	0300
5.0 m	0500
7.5 m	0750
10.0 m	1000

Technical Data	
-----------------------	--

Operating voltage	max. 30 V AC/DC
Protection	IP65 and IP67 when plugged and screwed down (EN 60529)
Temperature range	-25...+85 °C, depending on cable quality

Article No.	
--------------------	--

The composition of your article number is explained on page 3.1.i

7 0 0 0 - - - - -

1 Form	2 Cable Type	3 Cable Length
---------------	---------------------	-----------------------

Notes

Other versions on request. Differing cable lengths up to 2 m can be ordered in 0.2 m steps, from 2 m on in 0.5 m steps.
Connection accessories and general accessories can be found at the end of chapter 3.6.

AS-Interface

– Connection cables M12 - M12

– for MASI68



Approvals:

* only for products with UL/CSA approved cable

Male

straight

Female

straight



1 Form	40005	40021
Type	2-pole	4-pole
Circuit diagram		
Contact layout		
2 Cable Type	Jacket Color	Jacket Color
Wire diameter 1.5 mm ² PUR (UL/CSA), robots/C-tracks	gray 588	gray
Wire diameter 0.75 mm ² PUR (UL/CSA), robots/C-tracks		862
3 Cable Length		
1.5 m	0150	
3.0 m	0300	
5.0 m	0500	
7.5 m	0750	
10.0 m	1000	
Technical Data		
Operating voltage	max. 250 V AC/DC	
Protection	IP67/IP68 inserted and tightened (EN 60529)	
Temperature range	-25...+85 °C, depending on cable quality	
Article No.		
The composition of your article number is explained on page 3.1.i	<div style="display: flex; align-items: center; justify-content: center;"> 7 0 6 0 - - - </div>	
	1 Form	2 Cable Type
		3 Cable Length
Notes	Other versions on request. Differing cable lengths up to 2 m can be ordered in 0.2 m steps, from 2 m on in 0.5 m steps. Connection accessories and general accessories can be found at the end of chapter 3.6.	

Connection accessories			Art-No.
	T-coupler M12 – M12 Male straight - female/male straight straight, B-coded, 5-pole, shielded	PROFIBUS	7000-44151-0000000
	T-coupler M12 – M12 Female straight - male/female straight straight, B-coded, 5-pole, shielded	PROFIBUS	7000-44161-0000000
	T-coupler M12 – M12 Male straight - female straight straight, A-coded, 6-pole, shielded	Cube67 additional actuator power supply	7000-46101-0000000
	T-coupler M12 – M12 Female straight - male/male straight straight, A-coded, 4-pole	MASI68 additional actuator power supply	7060-42701-0000000
	Male M12, field-wireable, screw terminals straight, B-coded, 5-pole, shielded	PROFIBUS, Interbus Sealing range (cable Ø): 6...8 mm	7000-14001-0000000
	Female M12, field-wireable, screw terminals straight, B-coded, 5-pole, shielded	PROFIBUS, Interbus Sealing range (cable Ø): 6...8 mm	7000-14021-0000000
	Male M12, field-wireable, screw terminals 90°, B-coded, 5-pole, shielded 90°, D-coded, 4-pole, shielded	PROFIBUS, Interbus Sealing range (cable Ø): 6...8 mm Ethernet CAT5 Sealing range (cable Ø): 6...8 mm	7000-14011-0000000 7000-14581-0000000
	Female M12, field-wireable, screw terminals 90°, B-coded, 5-pole, shielded	PROFIBUS, Interbus Sealing range (cable Ø): 6...8 mm	7000-14031-0000000
	Male M12, field-wireable, IDC terminals straight, B-coded, 3-pole, shielded straight, D-coded, 4-pole, shielded	PROFIBUS Sealing range (cable Ø): 7...8.8 mm Ethernet CAT5 Sealing range (cable Ø): 4.5...8.8 mm	7000-14201-0000000 7000-14521-0000000
	Female M12, field-wireable, IDC terminals straight, B-coded, 3-pole, shielded straight, D-coded, 4-pole, shielded	PROFIBUS Sealing range (cable Ø): 7...8.8 mm Ethernet CAT5 Sealing range (cable Ø): 4.5...8.8 mm	7000-14221-0000000 7000-14621-0000000

Connection accessories			Art-No.
	Male M12, field-wireable, screw terminals straight, A-coded, 5-pole	DeviceNet, CANopen Sealing range (cable Ø): 6...8 mm	7000-12761-0000000
	Female M12, field-wireable, screw terminals straight, A-coded, 5-pole	DeviceNet, CANopen Sealing range (cable Ø): 6...8 mm	7000-12961-0000000
	Male M12, field-wireable, screw terminals 90°, A-coded, 5-pole	DeviceNet, CANopen Sealing range (cable Ø): 6...8 mm	7000-12881-0000000
	Female M12, field-wireable, screw terminals 90°, A-coded, 5-pole	DeviceNet, CANopen Sealing range (cable Ø): 6...8 mm	7000-13041-0000000
	Male RJ45, field-wireable, IDC terminals straight, IP20, 4-pole, shielded	Ethernet CAT5 Sealing range (cable Ø): 4.5...9 mm	7000-74001-0000000
	straight, IP20, 8-pole, shielded	Ethernet CAT6A Sealing range (cable Ø): 4.5...9 mm	7000-74011-0000000
	straight, IP20, 8-pole, shielded	PROFINET Ethernet CAT5 Sealing range (cable Ø): 5...9 mm	7000-74071-0000000
	straight, IP20, 8-pole, shielded	Ethernet CAT5 Sealing range (cable Ø): 5...9 mm	7000-74075-0000000
	Male RJ45, field-wireable, IDC terminals 45°, IP20, 4-pole, shielded	Ethernet CAT5e Sealing range (cable Ø): 4.5...8 mm	7000-74021-0000000
	45°, IP20, 8-pole, shielded	Ethernet CAT6A Sealing range (cable Ø): 4.5...8 mm	7000-74031-0000000
	Male RJ45, field-wireable, IDC terminals 90°, IP20, 8-pole, shielded on top	Ethernet CAT5 PROFINET Sealing range (cable Ø): 5...9 mm	7000-74081-0000000
	90°, IP20, 8-pole, shielded on top	Ethernet CAT5 Sealing range (cable Ø): 5...9 mm	7000-74085-0000000
	90°, IP20, 8-pole, shielded on bottom	Ethernet CAT5 PROFINET Sealing range (cable Ø): 5...9 mm	7000-74091-0000000
	90°, IP20, 8-pole, shielded on bottom	Ethernet CAT5 Sealing range (cable Ø): 5...9 mm	7000-74095-0000000

Connection accessories			Art-No.
	Adapter M12/RJ45 (female/female) straight, D-coded, 4-pole, shielded	Ethernet CAT5	7000-44671-0000000
	Adapter M12/RJ45 (female/female) 90°, D-coded, 4-pole, shielded	Ethernet CAT5	7000-44681-0000000
	Adapter M12/RJ45 (female/female) straight, X-coded, 8-pole, shielded	Ethernet CAT6A	7000-51531-0000000
	Adapter M12/RJ45 (female/female) 90°, X-coded, 8-pole, shielded	Ethernet CAT6A	7000-51541-0000000
	Terminator M12 (male) straight, A-coded, 5-pole	DeviceNet, CANopen	7000-13461-0000000
	straight, B-coded, 4-pole	PROFIBUS	7000-14041-0000000
	straight, A-coded, 6-pole	Cube67	7000-15041-0000000
	Terminator 7/8" (male) straight, screw fixing, 5-pole	DeviceNet, CANopen	7000-78301-0000000
	Male M12, field-wireable, IDC terminals straight, X-coded, 8-pole, shielded	Ethernet CAT6A Sealing range (cable Ø): 5.5...9 mm	7000-21101-0000000
	M12 Flange female straight straight, X-coded, 8-pole, shielded Front mounting	Ethernet CAT6A	7000-21151-0000000
	straight, X-coded, 8-pole, shielded Rear mounting	Ethernet CAT6A	7000-21161-0000000
	M12 Flange female straight straight, Y-coded, 8-pole, shielded Front mounting	Ethernet CAT5	7000-15701-0000000

Connection accessories

Art-No.



M12 Flange female 90°

90°, Y-coded, 8-pole, shielded
Front mounting

Ethernet CAT5

7000-15711-000000



Control cabinet entry system M12

straight, A-coded, 5-pole, shielded
straight, B-coded, 5-pole, shielded
straight, A-coded, 6-pole, shielded

DeviceNet, CANopen

7000-42111-000000

PROFIBUS, Interbus

7000-44111-000000

Cube67

7000-46111-000000



Control cabinet entry system M12

straight, D-coded, 4-pole, shielded (female/female)

Ethernet CAT5

7000-44611-000000



Flange M12 male, pre-wired 0.2 m

straight, B-coded, 5-pole
straight, A-coded, 5-pole

PROFIBUS, Interbus

7000-14121-9750020

DeviceNet, CANopen

7000-13521-9720020



Flange M12 female, pre-wired 0.2 m

straight, B-coded, 5-pole
straight, A-coded, 5-pole

PROFIBUS, Interbus

7000-14161-9750020

DeviceNet, CANopen

7000-13561-9720020



Flange M12 female, CAT 5, pre-wired 0.2 m

straight, D-coded, 4-pole, shielded

Ethernet CAT5

7000-14501-9760020



Push Pull Power connector, spring clamp terminals

straight, IP65/67, 5-pole

Sealing range (cable Ø): 9...13 mm

7000-99601-000000



Push Pull RJ45 data connector, IDC terminals

straight, IP65/67, 8-pole

Ethernet CAT5

7000-99591-000000

Sealing range (cable Ø): 5.5...10 mm



Push Pull RJ45 data connector, IDC terminals

straight, IP65/67, 4-pole

PROFINET IO

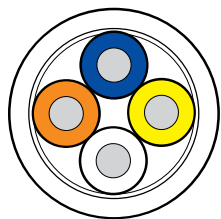
7000-74041-000000

Sealing range (cable Ø): 4...11 mm

Connection accessories			Art-No.
	Push Pull RJ45 data connector, IDC terminals 45°, IP65/67, 4-pole	PROFINET IO Sealing range (cable Ø): 6.5...9.5 mm	7000-74061-0000000
	Push Pull SCRJ POF male, field-wireable straight, IP65/67, for POF 1 mm	PROFINET IO Sealing range (cable Ø): 6.5...9.5 mm	7000-99701-0000000
	Push Pull SCRJ POF male, field-wireable straight, IP65/67, for POF 1 mm Connection Crimp	PROFINET IO Sealing range (cable Ø): 6.5...9.5 mm	7000-99691-0000000
	Push Pull SCRJ POF male, field-wireable straight Connection Crimp		7000-99695-0000000
	Protective cover Push Pull Power		7000-99661-0000000
	Protective cover Push Pull RJ45		7000-99671-0000000
	Cable drum (100 m) 1 × 2 × 0.64 mm ² , violet suitable for C-tracks	PROFIBUS	7000-C0201-8400000
	Cable drum (100 m) 2 × 0.25 + 2 × 0.34 mm ² , violet suitable for C-tracks	DeviceNet, CANopen	7000-C0201-8030000

Connection accessories

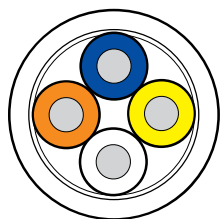
Art-No.



Cable drum (100 m)
2 × 2 × 0.34 mm², green
suitable for C-tracks

Ethernet CAT5, PROFINET IO, EtherCAT

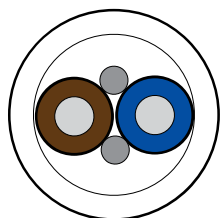
7000-C0201-7960000



Cable drum (100 m)
2 × 2 × 0.34 mm², violet
suitable for C-tracks

Ethernet CAT5, PROFINET IO, EtherCAT

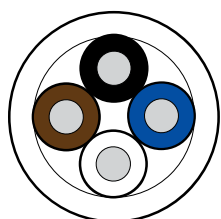
7000-C0201-7980000



Cable drum (100 m)
2 × 1.5 mm², gray
suitable for C-tracks

AS-Interface, MASI68

7000-C0201-5880000



Cable drum (100 m)
4 × 0.75 mm², gray
suitable for C-tracks

AS-Interface, MASI68

7000-C0201-8620000



Bus Connection Plug 90°
SUB-D9 (female), screw terminals
SUB-D9 (male), screw terminals

CANopen

55760

PROFIBUS

55762



Bus Connection Plug 180°
SUB-D9 (male), IDC terminals, rigid cable

PROFIBUS








55584



Bus Connection Plug 90°
SUB-D9 (male), IDC terminals, rigid cable

PROFIBUS

55585

Connection accessories			Art-No.
	Bus Connection Plug 90° SUB-D9 (male), IDC terminals, rigid cable, programming device conn.	PROFIBUS	55586
	Bus Connection Plug 90° SUB-D9 (male); M12 x 1, B-coded	PROFIBUS	7000-99441-0000000
	Bus Connection Plug 35° SUB-D9 (male); M12 x 1, B-coded	PROFIBUS	7000-99401-0000000
	Bus Connection Plug 90° SUB-D9 (male); M12 x 1, B-coded	PROFIBUS	7000-99411-0000000
	Bus Connection Plug 180° SUB-D9 (male); M12 x 1, B-coded	PROFIBUS	7000-99421-0000000
	Bus Connection Plug 90° SUB-D9 (male); M12 x 1, B-coded Zinc die casting	PROFIBUS	7000-99431-0000000
Labeling accessories			Art-No.
	Slip-on cable sleeve for ACS label plates (4 x 18 mm)	Cable diameter (4...6.5 mm)	7000-99004-0000000

Labeling accessories



Snap-on cable sleeve

for ACS label plates (4 × 18 mm)
for ACS label plates (4 × 18 mm)

Cable diameter (4.2...5.6 mm)
Cable diameter (5...7 mm)

Art-No.

7000-99005-0000000
7000-99006-0000000



ACS label plate

for self marking (4 × 18 mm)

7000-99002-0000000

Mounting accessories



Torque wrench set

M8 (0.4 Nm, SW9)

M8 data connectors

Art-No.

7000-99101-0000000



Torque wrench set

M12 (0.6 Nm, SW13)

M12 data connector molded (standard)

7000-99102-0000000

End fitting accessories



Tube adapter

snap-in for corrugated tube (size 13mm)

Cable diameter (4...7 mm)

Art-No.

7000-99081-0000000

X-ON Electronics

Largest Supplier of Electrical and Electronic Components

Click to view similar products for [Sensor Cables / Actuator Cables](#) category:

Click to view products by [Murr Elektronik](#) manufacturer:

Other Similar products are found below :

[60963](#) [60964](#) [M83513/19-F01CP](#) [703000D02F2002](#) [703000D02F300](#) [703001D02F0602](#) [703001D02F1201](#) [703001D02F300](#)
[704000D02F120](#) [773032K02F030](#) [802027107404-1](#) [802027213811-1](#) [804001A09M150](#) [805001A09M0502](#) [84914-0235](#) [84914-0237](#)
[885030A09M010](#) [885030A09M020](#) [8R4J30E03C3003](#) [1200651332](#) [1200651713](#) [1200660844](#) [1200660845](#) [1200661173](#) [1200680071](#)
[1200720053](#) [1200720081](#) [1200720099](#) [1200720217](#) [1200800231](#) [1200860125](#) [1200870123](#) [1200980102](#) [1200650218](#) [1200650298](#)
[1200660183](#) [1200660782](#) [1200660849](#) [1200661295](#) [1200661297](#) [1200661342](#) [1200661343](#) [1200670080](#) [1200670220](#) [1200680331](#)
[1200720252](#) [1200720255](#) [1200720597](#) [1200730184](#) [1200860344](#)