

**M12 female 0° A-cod. with cable**

PVC 12x0.14 bk 3m

Female straight

M12, 12-pole

Art-No. 7005 - M12 Lite - (plastic hexagonal screw) on request with cable sleeves

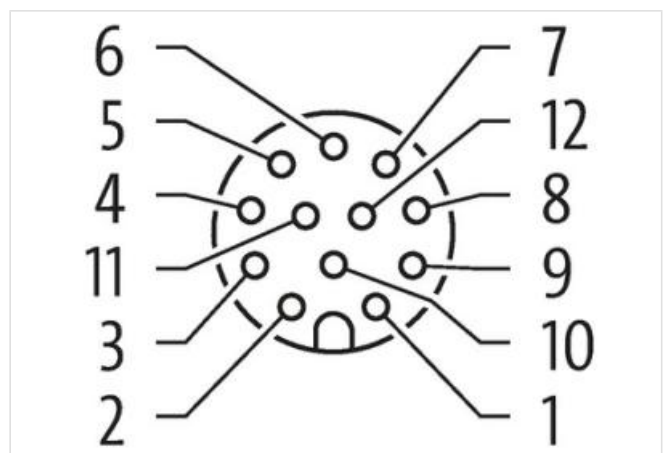
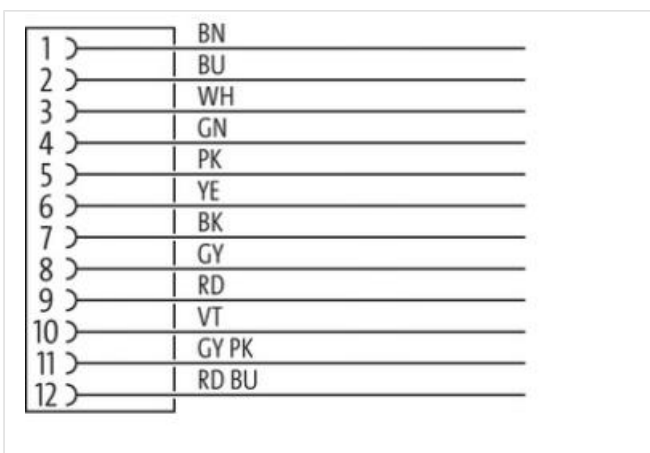
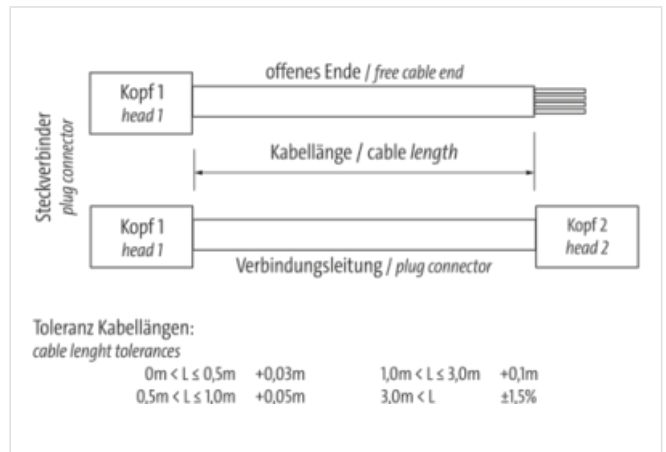

Plastic housings with good resistance against chemicals and oils.

The resistance to aggressive media should be individually tested for your application. Further details on request.

Further cable lengths on request.

[Link to Product](#)

**Illustration**





Product may differ from Image



Cable length	3 m
<b>Side 1</b>	
Tightening torque	0,6 Nm
Mounting method	inserted, screwed
Coating contact	gold plated
Family construction form	M12
Thread	M12 x 1
Cable outlet	straight
Coding	A
Material contact	Copper alloy
Material	PUR
No. of poles	12
Width across flats	SW13
Degree of protection (EN IEC 60529)	IP65, IP66K, IP67

<b>Side 2</b>	
Stripping length (jacket)	80 mm
Family construction form	free cable end

<b>Commercial data</b>	
ECLASS-6.0	27279218
ECLASS-6.1	27279218
ECLASS-7.0	27279218
ECLASS-8.0	27279218
ECLASS-9.0	27060311
ECLASS-10.1	27060311
ECLASS-11.1	27060311
ECLASS-12.0	27060311
ETIM-5.0	EC001855
customs tariff number	85444290
GTIN	4048879189170
Packaging unit	1

<b>Electrical data   Supply</b>	
Operating voltage AC max.	30 V

Operating voltage DC max.	30 V
Current operating per contact max.	1,5 A
<b>Diagnostics</b>	
Status indication LED	no
<b>Installation   Connection</b>	
Stripping length (jacket)	80 mm
Mounting set	M12 x 1
Gender	female
<b>Device protection   Electrical</b>	
Degree of protection (EN IEC 60529)	IP65, IP67, IP66K
Additional condition protection degree	inserted, screwed
Pollution Degree	3
Rated surge voltage	0,8 kV
Material group (IEC 60664-1)	I
<b>Mechanical data</b>	
Contour for corrugated hose	without
<b>Mechanical data   Material data</b>	
Coating locking	Nickeled
Coating of fitting	nickel plated
Material gasket	FKM
Locking material	Zinc die-casting
Material screw connection	Zinc die-casting
<b>Mechanical data   Mounting data</b>	
Mounting method	inserted, screwed, Shaking protection
<b>Environmental characteristics   Climatic</b>	
Operating temperature min.	-25 °C
Operating temperature max.	85 °C
Additional condition temperature range	depending on cable quality
<b>Important installation notes</b>	
Note on strain relief	Protect the connectors by suitable measures from mechanical loads, e.g. by the usage of cable ties.
Note on bending radius	<b>Attention:</b> Observe the permissible bending radii when laying cables, as the IP protection class can be endangered by excessive bending forces.
<b>Conformity</b>	
Product standard	DIN EN 61076-2-101 (M12)
<b>Installation   Cable</b>	
wire arrangement	gray-pink, violet, red-blue, brown, red, gray, black, yellow, pink, green, white, blue
Cable identification	702
Jacket Color	black
Amount stranding	1
Stranding	3 wires twisted
Amount stranding (type 2)	1
Stranding (type 2)	9 wires around Stranding combination twisted
Banding	Fleece
wire arrangement	gray-pink, violet, red-blue, brown, red, gray, black, yellow, pink, green, white, blue
Cable weight	55 g/m
Material jacket	PVC
Shore hardness jacket	75 ± 5 Shore A
Freedom from ingredients (jacket)	lead-free, cadmium-free, CFC-free
Outer-diameter (jacket)	6 mm
Tolerance outer diameter (sheath)	± 5 %
Material wire insulation	PVC

Amount wires	12
Outer diameter insulation	1 mm
Outer diameter tolerance core insulation	± 5 %
Shore hardness wire insulation	85 ± 5 Shore A
Ingredient freeness wire insulation	cadmium-free, CFC-free, silicone-free
Amount strands (wire)	18
Diameter of single wires	0,1 mm
Conductor crosssection (wire)	0,14 mm <sup>2</sup>
Material conductor wire	Stranded copper wire, bare
Conductor type (wire)	strand class 6
Nominal voltage AC max.	300 V
Current load capacity min. wire	2 A
Electrical resistance line constant wire	138 Ω/km @ 20 °C
AC withstand voltage (wire - wire)	1,5 kV @ 60 s
Min. operating temperature (static)	-30 °C
Max. operating temperature (fixed)	70 °C
Operating temperature min. (dynamic)	-5 °C
Operating temperature max. (dynamic)	70 °C
UV resistance	DIN EN ISO 4892-2 A
Flame resistance	UL 1581 § 1100 FT2   IEC 60332-2-2   UL 1581 § 1090
chemical resistance	Good, application-related testing
Gasoline resistance	Good, application-related testing
Oil resistance	DIN EN 60811-404   Good, application-related testing
Bending radius (dynamic)	10 x Outer diameter

## X-ON Electronics

Largest Supplier of Electrical and Electronic Components

*Click to view similar products for [Circular DIN Connectors](#) category:*

*Click to view products by [Murr Elektronik](#) manufacturer:*

Other Similar products are found below :

[D38999/20MJ37PB](#) [75-190222-09G](#) [FRCIR030FP-36-10P-F80](#) [FRCIR08F-18-19S-F80](#) [FRCIR08R-36-7S-F80](#) [8R3006A18M0033](#) [PT05A-14-18SW\(023\)](#) [PT05A-14-5SX](#) [GTC01A-22-28P](#) [PT05A1832SW](#) [PT05A2041SX](#) [PT05SE1832SWLC](#) [PT05SE1832SYLC](#)  
[GTC030-20-27PW-LC](#) [ACC06AF-20-23P\(003\)](#) [1210500311](#) [1210503216](#) [ACS00F-16-10S\(003\)](#) [ACS06AF-16-10P\(003\)](#) [D38999/42FE35AN](#)  
[D38999/46WE6SN](#) [MS3100F22-23S](#) [MS3100R36-5S](#) [MS3101E28-21S](#) [MS3101E2821SX](#) [MS3102E184PW](#) [MS310314S-5P](#) [MS310314S-6P](#) [MS310314S-7P](#) [MS310322-8S](#) [MS3114F10-6P](#) [MS3116E8-4SW](#) [MS3122E10-6PW](#) [MS3456W28-21PZ-LC](#) [C18213N21](#) [CA3100E14S-9PB](#) [CA3100E14SA7P](#) [CA3100E16-10S](#) [CA3100E16S-8PBF80](#) [CA3100E18-1SBF80A176](#) [CA3100E20-7SB-F80-A176](#) [CA3100E22-14SB](#) [CA3100E22-14SBF80](#) [CA3100E22-19PBF80](#) [CA3100E22-22SB](#) [CA3100E22-22SBF80](#) [CA3100E22-2SBF80](#) [CA3100E22-7PB](#)  
[CA3100E28-21PWB02](#) [CA3100E32-15PB](#)