


With open ended wire




Round plug connector
Male
M12
straight
90°

page 1.3.1



Round plug connector
Female
M12
straight
90°

page 1.3.3



Round plug connector
Female
with LED
M12
straight
90°

page 1.3.6



Round plug connector
Male
(shielded)
M12
straight
90°

page 1.3.9



Round plug connector
Female
(shielded)
M12
straight
90°

page 1.3.11

Field-wireable



Round plug connector
Male
Female
M12 Isolation displacement technology
straight/90°
straight/90°
Isolation displacement as HARAX®, a registered trademark of HARTING KGaA

page 1.3.13



Round plug connector
Male
Male
Female
M12 Screw terminals
straight/90°
straight/90°
straight/90°



















page 1.3.18



Round plug connector
Male
Female
M12 Screw terminals, shielded
straight/90°
straight/90°

page 1.3.23

Round plug connector M12

Connection Cable		Round plug connector M12		Round plug connector M12		
		Male	straight 90°	Female	straight 90° 90° with LED	page 1.3.25
		Male (shielded)	straight DESINA®	Female	straight 90° DESINA®	page 1.3.39
		Male	straight 90°	Female	straight 90° 90° with LED	page 1.3.40
						
		Y-distributor Male	M12 straight	Female	straight 90° 90° with LED	page 1.3.44
						
		Y-distributor Male	M12 straight	Female	straight 90° 90° with LED	page 1.3.47
						
		T-coupler Male M12	straight	T-coupler Female M8 Female M12	straight straight	page 1.3.49

Round plug connector M12

with open ended wires

Male straight



Approvals:


Round plug connector M12

1	Form	No.	1 2 0 0 1	1 2 0 2 1	1 2 0 4 1					
	Suppression/Circuit diagram		3-pole	4-pole	5-pole					
	Contact layout									
2	Cable type	Jacket color			Jacket color			Jacket color		
	Wire diameter 0.34 mm ²	yellow	gray	black	yellow	gray	black	yellow	gray	black
	PVC	013	213	613	014	214	614	015	215	615
	PUR/PVC	023	223	623	024	224	624	025	225	625
	PUR (UL/CSA-listed)	033	233	633	034 <small>DESINA®</small>	234	634	035	235	635
	Suitable for robot cable (irradiated)	053	253	653	054 <small>DESINA®</small>	254	654	055	255	655
3	Cable length									
	1.5 m	0150								
	3.0 m	0300								
	5.0 m	0500								
	7.5 m	0750								
	10.0 m	1000								
	Your article no.									
	The composition of your article number is explained on page 1.1.2									
		1 Form			2 Cable type			3 Cable length		
Notes		Accessories and technical data in chapter 1.10. Further cable lengths on request.								

Round plug connector M12

with open ended wires

Male
90°



Approvals:

1	Form No.	1 2 0 8 1	1 2 1 0 1	1 2 1 2 1																																																		
	Suppression/Circuit diagram	<p>3-pole</p>	<p>4-pole</p>	<p>5-pole</p>																																																		
	Contact layout	<p>Male</p>	<p>Male</p>	<p>Male</p>																																																		
2	Cable type	<p>Jacket color</p> <table border="1"> <thead> <tr> <th>Wire diameter 0.34 mm²</th> <th>yellow</th> <th>gray</th> <th>black</th> <th>yellow</th> <th>gray</th> <th>black</th> <th>yellow</th> <th>gray</th> <th>black</th> </tr> </thead> <tbody> <tr> <td>PVC</td> <td>013</td> <td>213</td> <td>613</td> <td>014</td> <td>214</td> <td>614</td> <td>015</td> <td>215</td> <td>615</td> </tr> <tr> <td>PUR/PVC</td> <td>023</td> <td>223</td> <td>623</td> <td>024</td> <td>224</td> <td>624</td> <td>025</td> <td>225</td> <td>625</td> </tr> <tr> <td>PUR (UL/CSA-listed)</td> <td>033</td> <td>233</td> <td>633</td> <td>034 <small>DESINA*</small></td> <td>234</td> <td>634</td> <td>035</td> <td>235</td> <td>635</td> </tr> <tr> <td>Suitable for robot cable (irradiated)</td> <td>053</td> <td>253</td> <td>653</td> <td>054 <small>DESINA*</small></td> <td>254</td> <td>654</td> <td>055</td> <td>255</td> <td>655</td> </tr> </tbody> </table>			Wire diameter 0.34 mm ²	yellow	gray	black	yellow	gray	black	yellow	gray	black	PVC	013	213	613	014	214	614	015	215	615	PUR/PVC	023	223	623	024	224	624	025	225	625	PUR (UL/CSA-listed)	033	233	633	034 <small>DESINA*</small>	234	634	035	235	635	Suitable for robot cable (irradiated)	053	253	653	054 <small>DESINA*</small>	254	654	055	255	655
Wire diameter 0.34 mm ²	yellow	gray	black	yellow	gray	black	yellow	gray	black																																													
PVC	013	213	613	014	214	614	015	215	615																																													
PUR/PVC	023	223	623	024	224	624	025	225	625																																													
PUR (UL/CSA-listed)	033	233	633	034 <small>DESINA*</small>	234	634	035	235	635																																													
Suitable for robot cable (irradiated)	053	253	653	054 <small>DESINA*</small>	254	654	055	255	655																																													
3	Cable length	<table border="1"> <tbody> <tr> <td>1.5 m</td> <td>0150</td> </tr> <tr> <td>3.0 m</td> <td>0300</td> </tr> <tr> <td>5.0 m</td> <td>0500</td> </tr> <tr> <td>7.5 m</td> <td>0750</td> </tr> <tr> <td>10.0 m</td> <td>1000</td> </tr> </tbody> </table>			1.5 m	0150	3.0 m	0300	5.0 m	0500	7.5 m	0750	10.0 m	1000																																								
1.5 m	0150																																																					
3.0 m	0300																																																					
5.0 m	0500																																																					
7.5 m	0750																																																					
10.0 m	1000																																																					
	Your article no.	<table border="1"> <tbody> <tr> <td>7 0 0 0</td> <td>-</td> <td>---</td> <td>-</td> <td>---</td> <td>---</td> </tr> <tr> <td>Murrelektronik Standard</td> <td></td> <td></td> <td></td> <td></td> <td></td> </tr> </tbody> </table>			7 0 0 0	-	---	-	---	---	Murrelektronik Standard																																											
7 0 0 0	-	---	-	---	---																																																	
Murrelektronik Standard																																																						
	The composition of your article number is explained on page 1.1.2	<p>1 Form 2 Cable type 3 Cable length</p>																																																				

Round plug connector M12

Accessories and technical data in chapter 1.10.
Further cable lengths on request.

Round plug connector M12

with open ended wires

Female straight



Approvals:


Round plug connector M12

1	Form	No.	1 2 1 8 1	1 2 2 2 1	1 2 2 4 1					
	Suppression/Circuit diagram		3-pole	4-pole	5-pole					
	Contact layout									
2	Cable type	Jacket color			Jacket color			Jacket color		
	Wire diameter 0.34 mm ²	yellow	gray	black	yellow	gray	black	yellow	gray	black
	PVC	013	213	613	014	214	614	015	215	615
	PUR/PVC	023	223	623	024	224	624	025	225	625
	PUR (UL/CSA-listed)	033	233	633	034 DESINA®	234	634	035	235	635
	Suitable for robot cable (irradiated)	053	253	653	054 DESINA®	254	654	055	255	655
3	Cable length									
	1.5 m	0150								
	3.0 m	0300								
	5.0 m	0500								
	7.5 m	0750								
	10.0 m	1000								
	Your article no.									
	The composition of your article number is explained on page 1.1.2									
		1 Form			2 Cable type			3 Cable length		
Notes		Accessories and technical data in chapter 1.10. Further cable lengths on request.								

Round plug connector M12

with open ended wires

Female
90°



Approvals:

1	Form No.	1 2 3 2 1	1 2 3 4 1	1 2 3 6 1						
Suppression/Circuit diagram	3-pole									
Contact layout										
2	Cable type	Jacket color								
	Wire diameter 0.34 mm ²	yellow	gray	black	yellow	gray	black	yellow	gray	black
	PVC	013	213	613	014	214	614	015	215	615
	PUR/PVC	023	223	623	024	224	624	025	225	625
	PUR (UL/CSA-listed)	033	233	633	034 <small>DESINA*</small>	234	634	035	235	635
	Suitable for robot cable (irradiated)	053	253	653	054 <small>DESINA*</small>	254	654	055	255	655
3	Cable length									
	1.5 m	0150								
	3.0 m	0300								
	5.0 m	0500								
	7.5 m	0750								
	10.0 m	1000								
	Your article no.									
	The composition of your article number is explained on page 1.1.2									
		1 Form			2 Cable type			3 Cable length		

Round plug connector M12

Accessories and technical data in chapter 1.10.
Further cable lengths on request.


Round plug connector M12

with open ended wires

Female
straight



Female
90°



Approvals:

Round plug connector M12

1	Form	No.	1 2 1 6 1			1 2 3 0 1					
	Suppression/Circuit diagram	4-pole									
	Contact layout	Female									
2	Cable type	Jacket color			Jacket color						
	Wire diameter 0.34 mm ²	yellow	gray	black	yellow	gray	black				
	PVC	013	213	613	013	213	613				
	PUR/PVC	023	223	623	023	223	623				
	PUR (UL/CSA-listed)	033	233	633	033	233	633				
	Suitable for robot cable (irradiated)	053	253	653	053	253	653				
3	Cable length										
	1.5 m	0150									
	3.0 m	0300									
	5.0 m	0500									
	7.5 m	0750									
	10.0 m	1000									
	Your article no.										
	The composition of your article number is explained on page 1.1.2	<div style="display: flex; align-items: center; gap: 10px;"> <div style="border: 1px solid black; padding: 5px; text-align: center;">7 0 0 0</div> - <div style="border: 1px solid black; padding: 5px; text-align: center;">- - - -</div> - <div style="border: 1px solid black; padding: 5px; text-align: center;">- - - -</div> <div style="border: 1px solid black; padding: 5px; text-align: center;">- - - -</div> </div> <p style="margin-top: 5px;">Murrelektronik Standard</p>									
		1	Form		2	Cable type		3	Cable length		
Notes	<p>Accessories and technical data in chapter 1.10. Further cable lengths on request.</p>										


Round plug connector M12

with open ended wires

Female
straight, with LED



Female
90°, with LED



Approvals:

1 Form No.		1 2 2 6 1	1 2 3 8 1				
Suppression/Circuit diagram		3-pole with 2 x LED (PNP)	3-pole with 2 x LED (PNP)				
Contact layout		(NPN) on request	(NPN) on request				
2 Cable type		Jacket color			Jacket color		
Wire diameter 0.34 mm ²		yellow	gray	black	yellow	gray	black
1 – PVC		013	213	613	013	213	613
2 – PUR/PVC		023	223	623	023	223	623
3 – PUR (UL/CSA-listed)		033	233	633	033	233	633
5 – Suitable for robot cable (irradiated)		053	253	653	053	253	653
3 Cable length							
1.5 m		0150					
3.0 m		0300					
5.0 m		0500					
7.5 m		0750					
10.0 m		1000					
Your article no.							
The composition of your article number is explained on page 1.1.2							
		1 Form		2 Cable type		3 Cable length	
Notes		Accessories and technical data in chapter 1.10. Further cable lengths on request.					

Round plug connector M12


Round plug connector M12

with open ended wires

Female
straight, with LED



Female
90°, with LED



Approvals:


Round plug connector M12

1	Form	No.	1 2 2 8 1				1 2 4 0 1			
	Suppression/Circuit diagram		4-pole with 2 x LED (PNP)				4-pole with 2 x LED (PNP)			
		(NPN) on request				(NPN) on request				
Contact layout										
2	Cable type	Jacket color				Jacket color				
	Wire diameter 0.34 mm ²	yellow	gray	black	yellow	gray	black			
PVC	013	213	613	013	213	613				
PUR/PVC	023	223	623	023	223	623				
PUR (UL/CSA-listed)	033	233	633	033	233	633				
Suitable for robot cable (irradiated)	053	253	653	053	253	653				
3	Cable length									
	1.5 m	0150								
3.0 m	0300									
5.0 m	0500									
7.5 m	0750									
10.0 m	1000									
Your article no.										
The composition of your article number is explained on page 1.1.2										
		Murrelektronik Standard								
		1 Form				2 Cable type				
						3 Cable length				
Notes										
		Accessories and technical data in chapter 1.10.				Further cable lengths on request.				

Round plug connector M12

with open ended wires

Female
90°, with LED



Approvals:

1 Form		No. 1 2 4 2 1			1 2 4 4 1		
Suppression/Circuit diagram		4-pole with 3 x LED (PNP)			5-pole with 3 x LED (PNP)		
Contact layout		<p>(NPN) on request</p>			<p>(NPN) on request</p>		
2 Cable type		Jacket color			Jacket color		
Wire diameter 0.34 mm ²		yellow	gray	black	yellow	gray	black
PVC		014	214	614	015	215	615
PUR/PVC		024	224	624	025	225	625
PUR (UL/CSA-listed)		034	234	634	035	235	635
Suitable for robot cable (irradiated)		054	254	654	055	255	655
3 Cable length							
1.5 m		0150					
3.0 m		0300					
5.0 m		0500					
7.5 m		0750					
10.0 m		1000					
Your article no.							
The composition of your article number is explained on page 1.1.2							
		1 Form		2 Cable type		3 Cable length	
Notes		Accessories and technical data in chapter 1.10. Further cable lengths on request.					

Round plug connector M12

Round plug connector M12

with open ended wires

Male
straight, shielded



Approvals:


Round plug connector M12

1	Form	No.	1 3 0 6 1	1 3 0 8 1	1 3 1 0 1
	Suppression/Circuit diagram		3-pole	4-pole	5-pole
	Contact layout				
2	Cable type	Jacket color	Jacket color	Jacket color	Jacket color
	Wire diameter 0.34 mm ²	gray	gray	gray	gray
	PVC	317	330	348	
	PUR/PVC	318	331	349	
3	Cable length				
	1.5 m	0150			
	3.0 m	0300			
	5.0 m	0500			
	7.5 m	0750			
	10.0 m	1000			
	Your article no.				
	The composition of your article number is explained on page 1.1.2	<div style="display: flex; align-items: center; gap: 10px;"> <div style="border: 1px solid black; padding: 5px; text-align: center;">7 0 0 0</div> - <div style="border: 1px solid black; padding: 5px; text-align: center;">- - - -</div> - <div style="border: 1px solid black; padding: 5px; text-align: center;">- - - -</div> - <div style="border: 1px solid black; padding: 5px; text-align: center;">- - - -</div> </div> <p>Murrelektronik Standard</p>			
		1	2	3	
		Form	Cable type	Cable length	
Notes	<p>Accessories and technical data in chapter 1.10. Further cable lengths on request.</p>				

Round plug connector M12

with open ended wires

Male
90°, shielded



Approvals:

1	Form	No.	1 3 1 2 1	1 3 1 4 1	1 3 1 6 1
	Suppression/Circuit diagram		3-pole	4-pole	5-pole
	Contact layout				
2	Cable type	Jacket color			
	Wire diameter 0.34 mm ²	gray		gray	gray
	PVC	317		330	348
	PUR/PVC	318		331	349
3	Cable length				
	1.5 m	0150			
	3.0 m	0300			
	5.0 m	0500			
	7.5 m	0750			
	10.0 m	1000			
	Your article no.				
	The composition of your article number is explained on page 1.1.2	7 0 0 0 - --- - --- ---			
		Murrelektronik Standard			
		1	Form	2	Cable type
		3	Cable length		
	Notes				
		Accessories and technical data in chapter 1.10. Further cable lengths on request.			

Round plug connector M12

Round plug connector M12

with open ended wires

Female
straight, shielded



Approvals:


Round plug connector M12

1	Form	No.	1 3 1 8 1	1 3 2 0 1	1 3 2 2 1
	Suppression/Circuit diagram		3-pole	4-pole	5-pole
	Contact layout				
2	Cable type	Jacket color	Jacket color	Jacket color	Jacket color
	Wire diameter 0.34 mm ²	gray	gray	gray	gray
	PVC	317	330	348	
	PUR/PVC	318	331	349	
3	Cable length				
	1.5 m	0150			
	3.0 m	0300			
	5.0 m	0500			
	7.5 m	0750			
	10.0 m	1000			
	Your article no.	<div style="display: flex; justify-content: space-around; align-items: center;"> <div style="border: 1px solid black; padding: 5px;">7 0 0 0</div> - <div style="border: 1px solid black; width: 60px; height: 30px;"></div> - <div style="border: 1px solid black; width: 60px; height: 30px;"></div> - <div style="border: 1px solid black; width: 60px; height: 30px;"></div> </div>			
	The composition of your article number is explained on page 1.1.2	<div style="display: flex; justify-content: space-around; align-items: center;"> <div style="border: 1px solid black; padding: 5px;">Murrelektronik Standard</div> </div>			
		1	Form	2	Cable type
		3	Cable length		
Notes	Accessories and technical data in chapter 1.10. Further cable lengths on request.				

Round plug connector M12

with open ended wires

Female
90°, shielded



Approvals:

1	Form	No.	1 3 2 4 1	1 3 2 6 1	1 3 2 8 1
	Suppression/Circuit diagram		3-pole	4-pole	5-pole
	Contact layout				
2	Cable type	Jacket color	Jacket color	Jacket color	Jacket color
	Wire diameter 0.34 mm ²	gray	gray	gray	gray
	PVC	317	330	348	
	PUR/PVC	318	331	349	
3	Cable length				
	1.5 m	0150			
	3.0 m	0300			
	5.0 m	0500			
	7.5 m	0750			
	10.0 m	1000			
	Your article no.				
	The composition of your article number is explained on page 1.1.2				
		1 Form		2 Cable type	
				3 Cable length	
Notes	Accessories and technical data in chapter 1.10. Further cable lengths on request.				

Round plug connector M12

Round plug connector M12

Field-wireable
with isolation displacement
technology

Male
straight



Female
straight



Approvals:

Round plug connector M12

1	Form	No.	1 2 4 6 1	1 2 4 8 1	1 2 5 8 1	1 2 6 0 1
	Suppression/Circuit diagram		3-pole	4-pole	3-pole	4-pole
	Wire diameter		0.25...0.5 mm ²	0.25...0.5 mm ²	0.25...0.5 mm ²	0.25...0.5 mm ²
	Contact layout		<p>Male</p>	<p>Male</p>	<p>Female</p>	<p>Female</p>

Technical data

Supply voltage	max. 32 V
Nominal current	max. 3 A
Voltage isolation	500 V
Conductor diameter	≥ 0.1 mm (DIN VDE 0812)
Outer wire diameter	1.2...1.6 mm
Outer cable diameter	4...5.1 mm
Wire isolation	PVC, PP, TPE
Connection frequency	10
Protection	IP67 when plugged and screwed down (EN 60529)
Temperature range	-25...+85 °C
Combustibility class to UL 94	VO

Your article no.

The composition
of your article number
is explained
on page 1.1.2

7 0 0 0	-	- - - - -	-	0 0 0	0 0 0 0
Murrelektronik Standard					

1 Form

Notes

Accessories and technical data in chapter 1.10.
Further cable lengths on request.

Round plug connector M12

Field-wireable
with isolation displacement
technology

Male
straight



Female
straight



1	Form	No.	1 2 4 9 1	1 2 6 1 1
	Suppression/Circuit diagram		4-pole	4-pole
	Wire diameter		0.14...0.34 mm ²	0.14...0.34 mm ²
	Contact layout		<p>Male</p>	<p>Female</p>
Technical data				
	Supply voltage		max. 32 V	
	Nominal current		max. 3 A	
	Voltage isolation		500 V	
	Conductor diameter		≥ 0.1 mm (DIN VDE 0812)	
	Outer wire diameter		1.2...1.6 mm	
	Outer cable diameter		4...5.1 mm	
	Wire isolation		PVC, PP, TPE	
	Connection frequency		10	
	Protection		IP67 when plugged and screwed down (EN 60529)	
	Temperature range		-25...+85 °C	
Your article no.				
	The composition of your article number is explained on page 1.1.2		<div style="display: flex; align-items: center; justify-content: center;"> <div style="border: 1px solid black; padding: 5px; margin-right: 10px;">7 0 0 0</div> - <div style="border: 1px solid black; padding: 5px; margin-right: 10px;">_ _ _ _</div> - <div style="border: 1px solid black; padding: 5px; margin-right: 10px;">0 0 0</div> <div style="border: 1px solid black; padding: 5px; margin-right: 10px;">0 0 0 0</div> </div> <p style="margin-top: 5px;">Murrelektronik Standard</p>	
1 Form				
Notes				
			Accessories and technical data in chapter 1.10. Further cable lengths on request.	

Round plug connector M12

Field-wireable
with isolation displacement
technology

Male
90°



Female
90°



Approvals:

Round plug connector M12

1	Form	No.	1 2 5 4 1	1 2 5 6 1	1 2 6 6 1	1 2 6 8 1
	Suppression/Circuit diagram		3-pole	4-pole	3-pole	4-pole
	Wire diameter		0.25...0.5 mm ²	0.25...0.5 mm ²	0.25...0.5 mm ²	0.25...0.5 mm ²
	Contact layout		<p>Male</p>	<p>Male</p>	<p>Female</p>	<p>Female</p>

Technical data

Supply voltage	max. 32 V
Nominal current	max. 3 A
Voltage isolation	500 V
Conductor diameter	≥ 0.1 mm (DIN VDE 0812)
Outer wire diameter	1.2...1.6 mm
Outer cable diameter	4...5.1 mm
Wire isolation	PVC, PP, TPE
Connection frequency	10
Protection	IP67 when plugged and screwed down (EN 60529)
Temperature range	-25...+85 °C
Combustibility class to UL 94	VO

Your article no.

The composition
of your article number
is explained
on page 1.1.2

7 0 0 0 -
 _ _ _ _ -
 0 0 0
0 0 0 0

Murrelektronik Standard

1 Form

Notes

Accessories and technical data in chapter 1.10.
Further cable lengths on request.

Round plug connector M12

Field-wireable
with isolation displacement
technology

Male
straight



Round plug connector M12

1	Form	No.	1 2 5 0 1	1 2 5 1 1	1 2 5 2 1
	Suppression/Circuit diagram		3-pole	3-pole	4-pole
	Wire diameter		0.5...1.0 mm ²	0.5...1.0 mm ²	0.5...1.0 mm ²
	Contact layout				

Technical data

Supply voltage	max. 32 V
Nominal current	max. 3 A
Voltage isolation	500 V
Conductor diameter	≥ 0.1 mm (DIN VDE 0812)
Outer wire diameter	1.6...2.0 mm
Outer cable diameter	5.5...8.0 mm
Wire isolation	PVC, PP, TPE
Connection frequency	10
Protection	IP67 when plugged and screwed down (EN 60529)
Temperature range	-25...+85 °C
Combustibility class to UL 94	VO

Your article no.

The composition
of your article number
is explained
on page 1.1.2

7 0 0 0

Murrelektronik
Standard

-

— — — — —

0 0 0

0 0 0 0

1 Form

Notes

Accessories and technical data in chapter 1.10.

Round plug connector M12

Field-wireable
with isolation displacement
technology

Female
straight



1	Form	No.	1 2 6 2 1	1 2 6 3 1	1 2 6 4 1	
	Suppression/Circuit diagram		3-pole	3-pole	4-pole	
	Wire diameter		0.5...1.0 mm ²	0.5...1.0 mm ²	0.5...1.0 mm ²	
	Contact layout					
Technical data						
	Supply voltage		max. 32 V			
	Nominal current		max. 3 A			
	Voltage isolation		500 V			
	Conductor diameter		≥ 0.1 mm (DIN VDE 0812)			
	Outer wire diameter		1.6...2.0 mm			
	Outer cable diameter		5.5...8.0 mm			
	Wire isolation		PVC, PP, TPE			
	Connection frequency		10			
	Protection		IP67 when plugged and screwed down (EN 60529)			
	Temperature range		-25...+85 °C			
	Combustibility class to UL 94		V0			
Your article no.						
	The composition of your article number is explained on page 1.1.2		7 0 0 0 - --- - 0 0 0 0 0 0 0			
			1 Form			
Notes						
			Accessories and technical data in chapter 1.10.			

Round plug connector M12

Field-wireable
with screw terminals

Male
straight



Female
straight



Approvals:

Round plug connector M12

1	Form	No.	1 2 7 0 1	1 2 7 2 1	1 2 9 0 1	1 2 9 2 1
	Suppression/Circuit diagram		4-pole	5-pole	4-pole	5-pole
	Clamping range screw thread		PG7 4...6 mm	PG7 4...6 mm	PG7 4...6 mm	PG7 4...6 mm
	Contact layout					
	Technical data					
	Supply voltage		250 V AC/DC	125 V AC/DC	250 V AC/DC	125 V AC/DC
	Current per contact		max. 4 A			
	Connection type		screw terminals			
	Connection diameter		max. 0.75 mm ²			
	Protection		IP67 when plugged and screwed down (EN 60529)			
	Temperature range		-40...+85 °C			
	Housing material		Flame retardant plastic, resistant against standard coding agents and lubricants			
	Clamping range screw thread		PG7: 4...6 mm (clamping range 2.5...4 mm on request)			
	Your article no.					
	The composition of your article number is explained on page 1.1.2		7 0 0 0	-	0 0 0	0 0 0 0
			Murrelektronik Standard			
			1 Form			
	Notes		Accessories and technical data in chapter 1.10.			

Round plug connector M12

Field-wireable
with screw terminals

Male
straight



Female
straight



Approvals:

1	Form	No.	1 2 7 4 1	1 2 7 6 1	1 2 9 4 1	1 2 9 6 1
	Suppression/Circuit diagram		4-pole	5-pole	4-pole	5-pole
	Clamping range screw thread		PG9 6...8 mm	PG9 6...8 mm	PG9 6...8 mm	PG9 6...8 mm
	Contact layout					
	Technical data					
	Supply voltage		250 V AC/DC	125 V AC/DC	250 V AC/DC	125 V AC/DC
	Current per contact		max. 4 A			
	Connection type		screw terminals			
	Connection diameter		max. 0.75 mm ²			
	Protection		IP67 when plugged and screwed down (EN 60529)			
	Temperature range		-40...+85 °C			
	Housing material		Flame retardant plastic, resistant against standard coding agents and lubricants			
	Clamping range screw thread		PG9: 6...8 mm			
	Your article no.					
	The composition of your article number is explained on page 1.1.2		7 0 0 0	-	0 0 0	0 0 0 0
			Murrelektronik Standard			
			1 Form			
	Notes		Accessories and technical data in chapter 1.10.			

Round plug connector M12

Round plug connector M12

Field-wireable Y-distributor
with screw terminals

Male
straight



Approvals:

Round plug connector M12

1	Form	No.	1 2 7 8 1	1 2 8 0 1		
	Suppression/Circuit diagram		4-pole	5-pole		
	Clamping range screw thread		PG11 2.1...3/4...5 mm	PG11 2.1...3/4...5 mm		
	Contact layout					
	Technical data					
	Supply voltage		250 V AC/DC	125 V AC/DC		
	Current per contact		max. 4 A			
	Connection type		screw terminals			
	Connection diameter		max. 0.75 mm ²			
	Protection		IP67 when plugged and screwed down (EN 60529)			
	Temperature range		-40...+85 °C			
	Housing material		Flame retardant plastic, resistant against standard coding agents and lubricants			
	Clamping range screw thread		PG11: 2.1...3/4...5 mm (2 outgoing cables)			
	Your article no.					
	The composition of your article number is explained on page 1.1.2		<div style="border: 1px solid black; padding: 2px; display: inline-block;">7 0 0 0</div> - <div style="border: 1px solid black; padding: 2px; display: inline-block;">- - - - -</div> - <div style="border: 1px solid black; padding: 2px; display: inline-block;">0 0 0</div> <div style="border: 1px solid black; padding: 2px; display: inline-block; margin-left: 20px;">0 0 0 0</div>			
			1 Form			
	Notes		Accessories and technical data in chapter 1.10.			

Round plug connector M12

Field-wireable
with screw terminals

Male
90°



Female
90°



Approvals:

Round plug connector M12

1	Form	No.	1 2 8 2 1	1 2 8 4 1	1 2 9 8 1	1 3 0 0 1
	Suppression/Circuit diagram		4-pole	5-pole	4-pole	5-pole
	Clamping range screw thread		PG7 4...6 mm	PG7 4...6 mm	PG7 4...6 mm	PG7 4...6 mm
	Contact layout					
	Technical data					
	Supply voltage		250 V AC/DC	125 V AC/DC	250 V AC/DC	125 V AC/DC
	Current per contact		max. 4 A			
	Connection type		screw terminals			
	Connection diameter		max. 0.75 mm ²			
	Protection		IP67 when plugged and screwed down (EN 60529)			
	Temperature range		-40...+85 °C			
	Housing material		Flame retardant plastic, resistant against standard coding agents and lubricants			
	Clamping range screw thread		PG7 4...6 mm (clamping range 2.5...4 mm on request)			
	Your article no.					
	The composition of your article number is explained on page 1.1.2		7 0 0 0	-	0 0 0	0 0 0 0
			Murrelektronik Standard			
			1 Form			
	Notes		Accessories and technical data in chapter 1.10.			

Round plug connector M12

Field-wireable
with screw terminals

Male
90°



Female
90°



Approvals:

1	Form	No.	1 2 8 6 1	1 2 8 8 1	1 3 0 2 1	1 3 0 4 1
	Suppression/Circuit diagram		4-pole	5-pole	4-pole	5-pole
	Clamping range screw thread		PG9 6...8 mm	PG9 6...8 mm	PG9 6...8 mm	PG9 6...8 mm
	Contact layout					
	Technical data					
	Supply voltage		250 V AC/DC	125 V AC/DC	250 V AC/DC	125 V AC/DC
	Current per contact		max. 4 A			
	Connection type		screw terminals			
	Connection diameter		max. 0.75 mm ²			
	Protection		IP67 when plugged and screwed down (EN 60529)			
	Temperature range		-40...+85 °C			
	Housing material		Flame retardant plastic, resistant against standard coding agents and lubricants			
	Clamping range screw thread		PG9: 6...8 mm			
	Your article no.					
	The composition of your article number is explained on page 1.1.2		7 0 0 0	-	0 0 0	0 0 0 0
			Murrelektronik Standard			
			1 Form			
	Notes		Accessories and technical data in chapter 1.10.			

Round plug connector M12

Field-wireable
with screw terminals

Male
straight, shielded



Female
straight, shielded



Round plug connector M12

1	Form	No.	1 3 3 0 1	1 3 3 2 1	1 3 3 8 1	1 3 4 0 1
	Suppression/Circuit diagram		5-pole	5-pole	5-pole	5-pole
	Clamping range screw thread		PG7 4...6 mm	PG9 6...8 mm	PG7 4...6 mm	PG9 6...8 mm
	Contact layout					

Technical data

Supply voltage	max. 125 V AC/DC			
Current per contact	max. 4 A			
Connection type	screw terminals			
Connection diameter	max. 0.75 mm ²			
Protection	IP67 when plugged and screwed down (EN 60529)			
Temperature range	-40...+85 °C			
Housing material	CuZn, nickel plated			
Clamping range screw thread	PG7: 4...6 mm	PG9: 6...8 mm	PG7: 4...6 mm	PG9: 6...8 mm

Your article no.

The composition of your article number is explained on page 1.1.2

7 0 0 0 -
 _ _ _ _ -
 0 0 0
0 0 0 0

Murrelektronik Standard

1 Form

Notes

Accessories and technical data in chapter 1.10.

Round plug connector M12

Field-wireable
with screw terminals

Male
90°, shielded



Female
90°, shielded




1	Form	No.	1 3 3 4 1	1 3 3 6 1	1 3 4 2 1	1 3 4 4 1
	Suppression/Circuit diagram		5-pole	5-pole	5-pole	5-pole
	Clamping range screw thread		PG7 4...6 mm	PG9 6...8 mm	PG7 4...6 mm	PG9 6...8 mm
	Contact layout					
Technical data						
	Supply voltage	max. 125 V AC/DC				
	Current per contact	max. 4 A				
	Connection type	screw terminals				
	Connection diameter	max. 0.75 mm ²				
	Protection	IP67 when plugged and screwed down (EN 60529)				
	Temperature range	-40...+85 °C				
	Housing material	CuZn, nickel plated				
	Clamping range screw thread	PG7: 4...6 mm	PG9: 6...8 mm	PG7: 4...6 mm	PG9: 6...8 mm	
Your article no.						
	The composition of your article number is explained on page 1.1.2	<div style="display: flex; align-items: center; justify-content: space-between;"> 7 0 0 0 - — — — — — - 0 0 0 0 0 0 0 </div> <p>Murrelektronik Standard</p>				
1 Form						
Notes						
	Accessories and technical data in chapter 1.10.					

Round plug connector M12

Connection cable
M12 - M12

Male
straight

Female
straight



Approvals:

Round plug connector M12

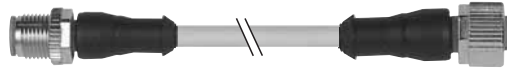
1	Form	No.	40001	40021	40041								
	Suppression/Circuit diagram	3-pole											
	Contact layout												
2	Cable type	Jacket color			Jacket color			Jacket color					
	Wire diameter 0.34 mm ²	yellow	gray	black	yellow	gray	black	yellow	gray	black			
	PVC	013	213	613	014	214	614	015	215	615			
	PUR/PVC	023	223	623	024	224	624	025	225	625			
	PUR (UL/CSA-listed)	033	233	633	034 DESINA®	234	634	035	235	635			
	Suitable for robot cable (irradiated)	053	253	653	054 DESINA®	254	654	055	255	655			
3	Cable length												
	0.3 m	0030											
	0.6 m	0060											
	1.0 m	0100											
	1.5 m	0150											
	2.0 m	0200											
	Your article no.												
	The composition of your article number is explained on page 1.1.2	<div style="display: flex; align-items: center; gap: 10px;"> <div style="border: 1px solid black; padding: 5px; text-align: center;"> 7 0 0 0 Murrelektronik Standard </div> - <div style="border: 1px solid black; width: 60px; height: 30px; background-color: #cccccc;"></div> - <div style="border: 1px solid black; width: 60px; height: 30px; background-color: #cccccc;"></div> - <div style="border: 1px solid black; width: 60px; height: 30px; background-color: #cccccc;"></div> </div>											
		1	Form			2	Cable type			3	Cable length		
Notes	Accessories and technical data in chapter 1.10. Further cable lengths on request.												

Round plug connector M12

Connection cable
M12 - M12

Male
straight

Female
straight



Approvals:

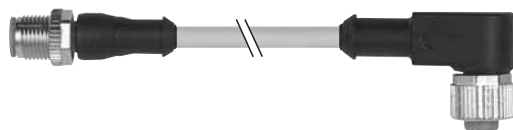
1		Form No.	40061	40081							
Suppression/Circuit diagram		3-pole									
Contact layout											
2		Cable type	Jacket color								
Wire diameter 0.34 mm ²			yellow	gray	black	yellow	gray	black			
PVC			013	213	613	013	213	613			
PUR/PVC			023	223	623	023	223	623			
PUR (UL/CSA-listed)			033	233	633	033	233	633			
Suitable for robot cable (irradiated)			053	253	653	053	253	653			
3		Cable length									
0.3 m			0030								
0.6 m			0060								
1.0 m			0100								
1.5 m			0150								
2.0 m			0200								
Your article no.											
The composition of your article number is explained on page 1.1.2		<div style="display: flex; align-items: center; gap: 10px;"> <div style="border: 1px solid black; padding: 5px; text-align: center;"> 7 0 0 0 Murrelektronik Standard </div> - <div style="border: 1px solid black; width: 60px; height: 30px; background-color: #ccc;"></div> - <div style="border: 1px solid black; width: 60px; height: 30px; background-color: #ccc;"></div> <div style="border: 1px solid black; width: 60px; height: 30px; background-color: #ccc;"></div> </div>									
		1	Form			2	Cable type		3	Cable length	
Notes		Accessories and technical data in chapter 1.10. Further cable lengths on request.									

Round plug connector M12

Connection cable
M12 - M12

Male
straight

Female
90°



Approvals:

Round plug connector M12

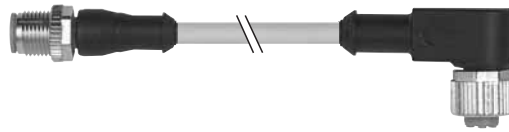
1	Form	No.	40101	40121	40141						
	Suppression/Circuit diagram		3-pole	4-pole	5-pole						
	Contact layout										
2	Cable type	Jacket color			Jacket color			Jacket color			
	Wire diameter 0.34 mm ²	yellow	gray	black	yellow	gray	black	yellow	gray	black	
	PVC	013	213	613	014	214	614	015	215	615	
	PUR/PVC	023	223	623	024	224	624	025	225	625	
	PUR (UL/CSA-listed)	033	233	633	034 <small>DESINA®</small>	234	634	035	235	635	
	Suitable for robot cable (irradiated)	053	253	653	054 <small>DESINA®</small>	254	654	055	255	655	
3	Cable length										
	0.3 m	0030									
	0.6 m	0060									
	1.0 m	0100									
	1.5 m	0150									
	2.0 m	0200									
	Your article no.	<div style="display: flex; align-items: center; gap: 10px;"> <div style="border: 1px solid black; padding: 5px;">7 0 0 0</div> - <div style="border: 1px solid black; padding: 5px;">- - - -</div> - <div style="border: 1px solid black; padding: 5px;">- - - -</div> - <div style="border: 1px solid black; padding: 5px;">- - - -</div> </div>									
	The composition of your article number is explained on page 1.1.2	<div style="display: flex; align-items: center; gap: 10px;"> <div style="border: 1px solid black; padding: 5px;">Murrelektronik Standard</div> </div>									
		1					2			3	
Notes	<p>Accessories and technical data in chapter 1.10. Further cable lengths on request.</p>										

Round plug connector M12

Connection cable
M12 - M12

Male
straight

Female
90°



Approvals:

1	Form	No.	4 0 1 6 1		
	Suppression/Circuit diagram	3-pole			
	Contact layout				
2	Cable type	Jacket color			
	Wire diameter 0.34 mm ²	yellow	gray	black	
	PVC	013	213	613	
	PUR/PVC	023	223	623	
	PUR (UL/CSA-listed)	033	233	633	
	Suitable for robot cable (irradiated)	053	253	653	
3	Cable length				
	0.3 m	0030			
	0.6 m	0060			
	1.0 m	0100			
	1.5 m	0150			
	2.0 m	0200			
	Your article no.				
	The composition of your article number is explained on page 1.1.2	<div style="display: flex; align-items: center; gap: 10px;"> <div style="border: 1px solid black; padding: 5px; text-align: center;"> 7 0 0 0 Murrelektronik Standard </div> - <div style="border: 1px solid gray; width: 60px; height: 40px; display: flex; align-items: center; justify-content: center;"> - - - - </div> - <div style="border: 1px solid gray; width: 60px; height: 40px; display: flex; align-items: center; justify-content: center;"> - - - </div> <div style="border: 1px solid gray; width: 60px; height: 40px; display: flex; align-items: center; justify-content: center;"> - - - - </div> </div>			
		1	Form	2	Cable type
		3	Cable length		
Notes					
	Accessories and technical data in chapter 1.10. Further cable lengths on request.				

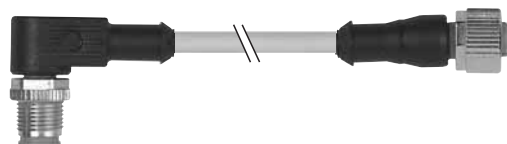
Round plug connector M12

Round plug connector M12

Connection cable
M12 - M12

Male
90°

Female
straight



Approvals:

Round plug connector M12

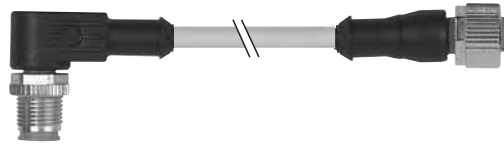
1	Form	No.	40171	40201	40221							
	Suppression/Circuit diagram	3-pole										
	Contact layout											
2	Cable type	Jacket color			Jacket color			Jacket color				
	Wire diameter 0.34 mm ²	yellow	gray	black	yellow	gray	black	yellow	gray	black		
	PVC	013	213	613	014	214	614	015	215	615		
	PUR/PVC	023	223	623	024	224	624	025	225	625		
	PUR (UL/CSA-listed)	033	233	633	034 DESINA®	234	634	035	235	635		
	Suitable for robot cable (irradiated)	053	253	653	054 DESINA®	254	654	055	255	655		
3	Cable length											
	0.3 m	0030										
	0.6 m	0060										
	1.0 m	0100										
	1.5 m	0150										
	2.0 m	0200										
	Your article no.	<div style="display: flex; align-items: center; gap: 10px;"> <div style="border: 1px solid black; padding: 5px; text-align: center;">7 0 0 0</div> - <div style="border: 1px solid black; width: 60px; height: 30px; margin: 0 auto;"></div> - <div style="border: 1px solid black; width: 60px; height: 30px; margin: 0 auto;"></div> - <div style="border: 1px solid black; width: 60px; height: 30px; margin: 0 auto;"></div> </div>										
	The composition of your article number is explained on page 1.1.2	<div style="display: flex; align-items: center; gap: 10px;"> <div style="border: 1px solid black; padding: 5px; text-align: center;">Murrelektronik Standard</div> </div>										
		1	Form			2	Cable type			3	Cable length	
Notes	<p>Accessories and technical data in chapter 1.10. Further cable lengths on request.</p>											

Round plug connector M12

Connection cable
M12 - M12

Male
90°

Female
straight



Approvals:

1	Form	No.	4 0 1 8 1		
	Suppression/Circuit diagram	3-pole			
	Contact layout				
2	Cable type	Jacket color			
	Wire diameter 0.34 mm ²	yellow	gray	black	
	PVC	013	213	613	
	PUR/PVC	023	223	623	
	PUR (UL/CSA-listed)	033	233	633	
	Suitable for robot cable (irradiated)	053	253	653	
3	Cable length				
	0.3 m	0030			
	0.6 m	0060			
	1.0 m	0100			
	1.5 m	0150			
	2.0 m	0200			
	Your article no.				
	The composition of your article number is explained on page 1.1.2	<div style="display: flex; align-items: center; gap: 10px;"> <div style="border: 1px solid black; padding: 5px; text-align: center;"> 7 0 0 0 Murrelektronik Standard </div> - <div style="border: 1px solid gray; width: 60px; height: 40px; display: flex; align-items: center; justify-content: center;"> - - - - </div> - <div style="border: 1px solid gray; width: 60px; height: 40px; display: flex; align-items: center; justify-content: center;"> - - - - </div> <div style="border: 1px solid gray; width: 60px; height: 40px; display: flex; align-items: center; justify-content: center;"> - - - - </div> </div>			
		1	Form	2	Cable type
		3	Cable length		
Notes					
	Accessories and technical data in chapter 1.10. Further cable lengths on request.				

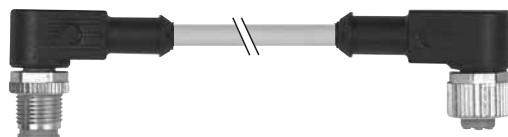
Round plug connector M12

Round plug connector M12

Connection cable
M12 - M12

Male
90°

Female
90°



Approvals:

Round plug connector M12

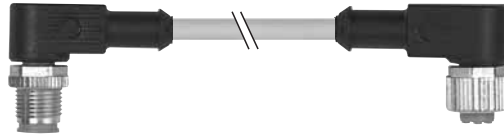
1	Form	No.	40241	40261	40281					
	Suppression/Circuit diagram		3-pole	4-pole	5-pole					
	Contact layout									
2	Cable type	Jacket color			Jacket color			Jacket color		
	Wire diameter 0.34 mm ²	yellow	gray	black	yellow	gray	black	yellow	gray	black
	PVC	013	213	613	014	214	614	015	215	615
	PUR/PVC	023	223	623	024	224	624	025	225	625
	PUR (UL/CSA-listed)	033	233	633	034 DESINA®	234	634	035	235	635
	Suitable for robot cable (irradiated)	053	253	653	054 DESINA®	254	654	055	255	655
3	Cable length									
	0.3 m	0030								
	0.6 m	0060								
	1.0 m	0100								
	1.5 m	0150								
	2.0 m	0200								
	Your article no.									
	The composition of your article number is explained on page 1.1.2									
		1 Form			2 Cable type			3 Cable length		
Notes		Accessories and technical data in chapter 1.10. Further cable lengths on request.								

Round plug connector M12

Connection cable
M12 - M12

Male
90°

Female
90°



Approvals:

1	Form	No.	40301		
	Suppression/Circuit diagram	3-pole			
	Contact layout				
2	Cable type	Jacket color			
	Wire diameter 0.34 mm ²	yellow	gray	black	
	PVC	013	213	613	
	PUR/PVC	023	223	623	
	PUR (UL/CSA-listed)	033	233	633	
	Suitable for robot cable (irradiated)	053	253	653	
3	Cable length				
	0.3 m	0030			
	0.6 m	0060			
	1.0 m	0100			
	1.5 m	0150			
	2.0 m	0200			
	Your article no.				
	The composition of your article number is explained on page 1.1.2	<div style="display: flex; align-items: center; gap: 10px;"> <div style="border: 1px solid black; padding: 5px; text-align: center;"> 7 0 0 0 Murrelektronik Standard </div> - <div style="border: 1px solid gray; width: 60px; height: 30px; background-color: #cccccc;"></div> - <div style="border: 1px solid gray; width: 60px; height: 30px; background-color: #cccccc;"></div> <div style="border: 1px solid gray; width: 60px; height: 30px; background-color: #cccccc;"></div> </div>			
		1	Form	2	Cable type
		3	Cable length		
Notes	Accessories and technical data in chapter 1.10. Further cable lengths on request.				

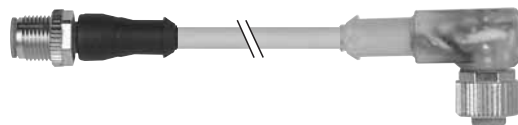
Round plug connector M12

Round plug connector M12

Connection cable
M12 - M12

Male
straight

Female
90°, with LED



Approvals:

Round plug connector M12

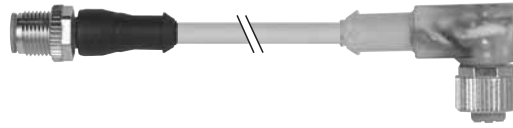
1	Form	No.	40321	40341	40361					
	Suppression/Circuit diagram		3-pole with 2 x LED (PNP)	4-pole with 3 x LED (PNP)	5-pole with 3 x LED (PNP)					
			(NPN) on request	(NPN) on request	(NPN) on request					
	Contact layout									
2	Cable type	Jacket color	Jacket color			Jacket color				
	Wire diameter 0.34 mm ²	yellow	gray	black	yellow	gray	black	yellow	gray	black
	PVC	013	213	613	014	214	614	015	215	615
	PUR/PVC	023	223	623	024	224	624	025	225	625
	PUR (UL/CSA-listed)	033	233	633	034	234	634	035	235	635
	Suitable for robot cable (irradiated)	053	253	653	054	254	654	055	255	655
3	Cable length									
	0.3 m	0030								
	0.6 m	0060								
	1.0 m	0100								
	1.5 m	0150								
	2.0 m	0200								
	Your article no.									
	The composition of your article number is explained on page 1.1.2									
		1 Form			2 Cable type			3 Cable length		
Notes	Accessories and technical data in chapter 1.10. Further cable lengths on request.									

Round plug connector M12

Connection cable
M12 - M12

Male
straight

Female
90°, with LED



Approvals:

1	Form	No.	4 0 3 8 1		
	Suppression/Circuit diagram	3-pole with 2 x LED (PNP)			
	Contact layout	<p>(NPN) on request</p> <div style="display: flex; justify-content: space-around;"> <div style="text-align: center;"> <p>Male</p> </div> <div style="text-align: center;"> <p>Female</p> </div> </div>			
2	Cable type	Wire diameter 0.34 mm²	Jacket color		
			yellow	gray	black
		PVC	013	213	613
		PUR/PVC	023	223	623
		PUR (UL/CSA-listed)	033	233	633
		Suitable for robot cable (irradiated)	053	253	653
3	Cable length				
		0.3 m	0030		
		0.6 m	0060		
		1.0 m	0100		
		1.5 m	0150		
		2.0 m	0200		
	Your article no.				
	The composition of your article number is explained on page 1.1.2	<div style="display: flex; align-items: center; gap: 10px;"> <div style="border: 1px solid gray; padding: 5px; text-align: center;"> 7 0 0 0 Murrelektronik Standard </div> - <div style="border: 1px solid gray; width: 60px; height: 40px; margin: 0 auto;"></div> - <div style="border: 1px solid gray; width: 60px; height: 40px; margin: 0 auto;"></div> <div style="border: 1px solid gray; width: 60px; height: 40px; margin: 0 auto;"></div> </div>			
		1	Form	2	Cable type
		3	Cable length		
Notes					
	Accessories and technical data in chapter 1.10. Further cable lengths on request.				

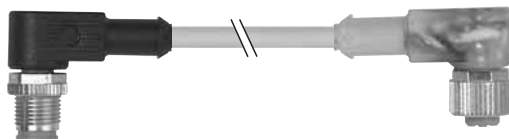
Round plug connector M12

Round plug connector M12

Connection cable
M12 - M12

Male
90°

Female
90°, with LED



Approvals:

Round plug connector M12

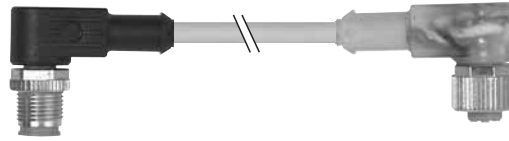
1	Form	No.	40401	40421	40441
	Suppression/Circuit diagram		<p>3-pole with 2 x LED (PNP)</p> <p>(NPN) on request</p>	<p>4-pole with 3 x LED (PNP)</p> <p>(NPN) on request</p>	<p>5-pole with 3 x LED (PNP)</p> <p>(NPN) on request</p>
	Contact layout		<p>Male Female</p>	<p>Male Female</p>	<p>Male Female</p>
2	Cable type	Jacket color	Jacket color	Jacket color	Jacket color
	Wire diameter 0.34 mm ²	yellow gray black	yellow gray black	yellow gray black	yellow gray black
	PVC	013 213 613	014 214 614	015 215 615	013 213 613
	PUR/PVC	023 223 623	024 224 624	025 225 625	023 223 623
	PUR (UL/CSA-listed)	033 233 633	034 234 634	035 235 635	033 233 633
	Suitable for robot cable (irradiated)	053 253 653	054 254 654	055 255 655	053 253 653
3	Cable length				
	0.3 m	0030			
	0.6 m	0060			
	1.0 m	0100			
	1.5 m	0150			
	2.0 m	0200			
	Your article no.	<div style="display: flex; justify-content: space-around; align-items: center;"> <div style="border: 1px solid black; padding: 5px; text-align: center;"> 7 0 0 0 Murrelektronik Standard </div> <div style="border: 1px solid black; width: 40px; height: 20px; background-color: #cccccc;"></div> <div style="font-size: 24px;">-</div> <div style="border: 1px solid black; width: 40px; height: 20px; background-color: #cccccc;"></div> <div style="font-size: 24px;">-</div> <div style="border: 1px solid black; width: 40px; height: 20px; background-color: #cccccc;"></div> <div style="border: 1px solid black; width: 40px; height: 20px; background-color: #cccccc;"></div> </div>			
	The composition of your article number is explained on page 1.1.2	<div style="display: flex; justify-content: space-around; align-items: center;"> <div style="border: 1px solid black; padding: 5px; text-align: center;"> 1 Form </div> <div style="border: 1px solid black; padding: 5px; text-align: center;"> 2 Cable type </div> <div style="border: 1px solid black; padding: 5px; text-align: center;"> 3 Cable length </div> </div>			
Notes	Accessories and technical data in chapter 1.10. Further cable length on request.				

Round plug connector M12

Connection cable
M12 - M12

Male
90°

Female
90°, with LED



Approvals:

1	Form	No.	4 0 4 6 1		
	Suppression/Circuit diagram	3-pole with 2 x LED (PNP)			
		<p>(NPN) on request</p>			
	Contact layout				
2	Cable type	Wire diameter 0.34 mm²	Jacket color		
			yellow	gray	black
		PVC	013	213	613
		PUR/PVC	023	223	623
		PUR (UL/CSA-listed)	033	233	633
		Suitable for robot cable (irradiated)	053	253	653
3	Cable length				
		0.3 m	0030		
		0.6 m	0060		
		1.0 m	0100		
		1.5 m	0150		
		2.0 m	0200		
	Your article no.				
	The composition of your article number is explained on page 1.1.2	<p>Murrelektronik Standard</p>			
		1	Form	2	Cable type
		3	Cable length		
Notes					
	Accessories and technical data in chapter 1.10. Further cable lengths on request.				

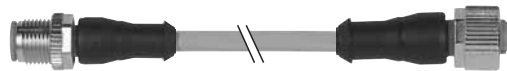
Round plug connector M12

Round plug connector M12

Connection cable
M12 - M12

Male
straight, shielded

Female
straight, shielded



Approvals:

Round plug connector M12

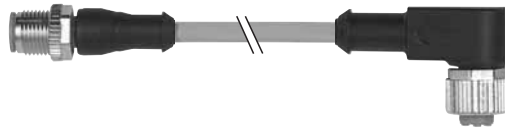
1	Form	No.	40481	40501	40521
	Suppression/Circuit diagram		3-pole	4-pole	5-pole
	Contact layout				
2	Cable type	Jacket color	Jacket color	Jacket color	Jacket color
	Wire diameter 0.34 mm ²	gray	gray	gray	gray
	PVC	317	330	348	
	PUR/PVC	318	331	349	
3	Cable length				
	0.3 m	0030			
	0.6 m	0060			
	1.0 m	0100			
	1.5 m	0150			
	2.0 m	0200			
	Your article no.				
	The composition of your article number is explained on page 1.1.2				
		1 Form 2 Cable type 3 Cable length			
Notes	Accessories and technical data in chapter 1.10. Further cable lengths on request.				

Round plug connector M12

Connection cable
M12 - M12

Male
straight, shielded

Female
90°, shielded



Approvals:

1	Form	No.	40541		
	Suppression/Circuit diagram	5-pole			
	Contact layout				
2	Cable type	Jacket color			
	Wire diameter 0.34 mm ²	gray			
	PVC	348			
	PUR/PVC	349			
3	Cable length				
	0.3 m	0030			
	0.6 m	0060			
	1.0 m	0100			
	1.5 m	0150			
	2.0 m	0200			
	Your article no.				
	The composition of your article number is explained on page 1.1.2				
		Murrelektronik Standard			
		1	Form	2	Cable type
		3	Cable length		
Notes					
	Accessories and technical data in chapter 1.10. Further cable lengths on request.				

Round plug connector M12

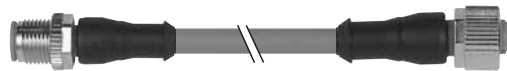
Round plug connector M12

Connection cable
M12 - M12

Male
straight, shielded

Female
straight, shielded

DESINA®



Approvals:

Round plug connector M12

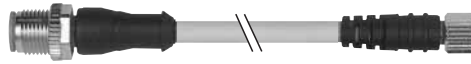
1	Form	No.	40501		
	Suppression/Circuit diagram	4-pole			
	Contact layout				
2	Cable type	Jacket color			
	Wire diameter 0.34 mm ² PUR	green	820 DESINA®		
3	Cable length				
	0.3 m	0030			
	0.6 m	0060			
	1.0 m	0100			
	1.5 m	0150			
	2.0 m	0200			
	Your article no.				
	The composition of your article number is explained on page 1.1.2	<div style="display: flex; align-items: center; gap: 10px;"> <div style="border: 1px solid black; padding: 5px; text-align: center;"> 7 0 0 0 Murrelektronik Standard </div> - <div style="border: 1px solid black; width: 60px; height: 30px; background-color: #ccc;"></div> - <div style="border: 1px solid black; width: 60px; height: 30px; background-color: #ccc;"></div> - <div style="border: 1px solid black; width: 60px; height: 30px; background-color: #ccc;"></div> </div>			
		1	Form	2	Cable type
		3	Cable length		
Notes	Accessories and technical data in chapter 1.10. Further cable lengths on request.				

Round plug connector M12

Connection cable
M12 - M8

Male
straight

Female
straight



Approvals:

1 Form		No.	40561			40581		
Suppression/Circuit diagram		3-pole			4-pole			
Contact layout								
2 Cable type		Jacket color			Jacket color			
Wire diameter 0.25 mm ²		yellow	gray	black	yellow	gray	black	
PVC		010	210	610	011	211	611	
PUR/PVC		020	220	620	021	221	621	
PUR (UL/CSA-listed)		030	230	630	031	231	631	
Suitable for robot cable (irradiated)		050	250	650	051	251	651	
3 Cable length								
0.3 m		0030						
0.6 m		0060						
1.0 m		0100						
1.5 m		0150						
2.0 m		0200						
Your article no.								
The composition of your article number is explained on page 1.1.2								
		1 Form		2 Cable type		3 Cable length		
Notes		Accessories and technical data in chapter 1.10. Further cable lengths on request.						

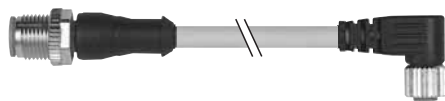
Round plug connector M12

Round plug connector M12

Connection cable
M12 - M8

Male
straight

Female
90°



Approvals:

Round plug connector M12

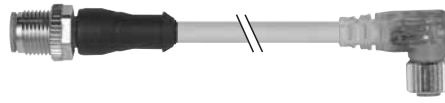
1	Form	No.	40601	40621			
	Suppression/Circuit diagram		3-pole	4-pole			
	Contact layout						
2	Cable type	Jacket color			Jacket color		
	Wire diameter 0.25 mm ²	yellow	gray	black	yellow	gray	
	PVC	010	210	610	011	211	
	PUR/PVC	020	220	620	021	221	
	PUR (UL/CSA-listed)	030	230	630	031	231	
	Suitable for robot cable (irradiated)	050	250	650	051	251	
3	Cable length						
	0.3 m	0030					
	0.6 m	0060					
	1.0 m	0100					
	1.5 m	0150					
	2.0 m	0200					
	Your article no.						
	The composition of your article number is explained on page 1.1.2	<div style="display: flex; align-items: center; gap: 10px;"> <div style="border: 1px solid black; padding: 5px; text-align: center;"> 7 0 0 0 Murrelektronik Standard </div> - <div style="border: 1px solid black; width: 60px; height: 30px; background-color: #cccccc;"></div> - <div style="border: 1px solid black; width: 60px; height: 30px; background-color: #cccccc;"></div> - <div style="border: 1px solid black; width: 60px; height: 30px; background-color: #cccccc;"></div> </div>					
		1	Form		2	Cable type	
		3	Cable length				
Notes	Accessories and technical data in chapter 1.10. Further cable lengths on request.						

Round plug connector M12

Connection cable
M12 - M8

Male
straight

Female
90°, with LED



Approvals:

1	Form	No.	4 0 6 4 1		
	Suppression/Circuit diagram	3-pole with 2 x LED (PNP)			
		<p>(NPN) on request</p>			
	Contact layout				
2	Cable type	Wire diameter 0.25 mm²	Jacket color		
			yellow	gray	black
		PVC	010	210	610
		PUR/PVC	020	220	620
		PUR (UL/CSA-listed)	030	230	630
		Suitable for robot cable (irradiated)	050	250	650
3	Cable length				
		0.3 m	0030		
		0.6 m	0060		
		1.0 m	0100		
		1.5 m	0150		
		2.0 m	0200		
	Your article no.				
	The composition of your article number is explained on page 1.1.2	<p>Murrelektronik Standard</p>			
		1	Form		2
					3
					Cable length
Notes					
Accessories and technical data in chapter 1.10. Further cable lengths on request.					

Round plug connector M12

Round plug connector M12

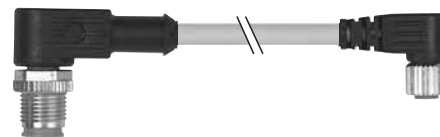
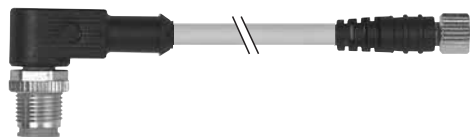
Connection cable
M12 - M8

Male
straight

Female
straight

Male
straight

Female
90°

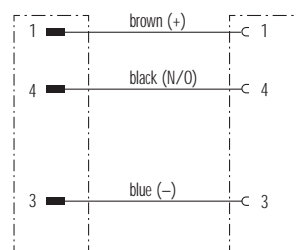
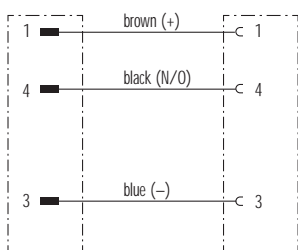


Approvals:

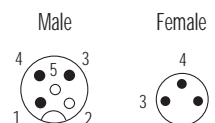
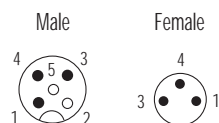
Round plug connector M12

1	Form	No.	40661	40681
----------	-------------	------------	--------------	--------------

Suppression/Circuit diagram	3-pole	3-pole
------------------------------------	---------------	---------------



Contact layout		
-----------------------	--	--



2	Cable type	Jacket color			Jacket color		
----------	-------------------	---------------------	--	--	---------------------	--	--

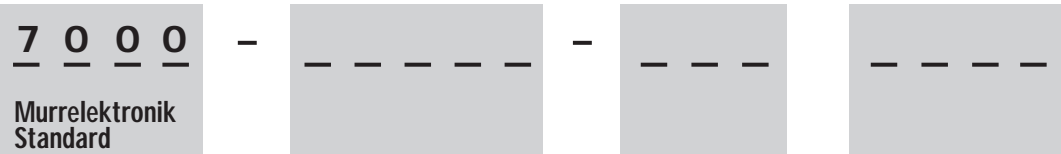
Wire diameter 0.25 mm ²	yellow	gray	black	yellow	gray	black
PVC	010	210	610	010	210	610
PUR/PVC	020	220	620	020	220	620
PUR (UL/CSA-listed)	030	230	630	030	230	630
Suitable for robot cable (irradiated)	050	250	650	050	250	650

3	Cable length	
----------	---------------------	--

0.3 m	0030
0.6 m	0060
1.0 m	0100
1.5 m	0150
2.0 m	0200

Your article no.

The composition of your article number is explained on page 1.1.2



1	Form	2	Cable type	3	Cable length
----------	-------------	----------	-------------------	----------	---------------------

Notes	
--------------	--


Accessories and technical data in chapter 1.10.
Further cable lengths on request.

Round plug connector M12

Connection cable
M12 - M12

Y Distributor
Male, straight

Female
straight



Approvals:


1	Form	No.	40701			40721				
	Suppression/Circuit diagram	4-pole			4-pole					
							Round plug connector M12			
	<p style="text-align: center;">YMale Female</p>			<p style="text-align: center;">YMale Female</p>						
2	Cable type	Jacket color			Jacket color					
	<p>Wire diameter 0.34 mm²</p> <p>PVC</p> <p>PUR/PVC</p> <p>PUR (UL/CSA-listed)</p> <p>Suitable for robot cable (irradiated)</p>	yellow	gray	black	yellow	gray	black			
3	Cable length	0.3 m			0030					
	0.6 m		0060							
	1.0 m		0100							
	1.5 m		0150							
	2.0 m		0200							
	Your article no.									
The composition of your article number is explained on page 1.1.2		<div style="display: flex; align-items: center; justify-content: center;"> <div style="border: 1px solid black; padding: 5px; margin-right: 10px;"> 7 0 0 0 Murrelektronik Standard </div> <div style="margin-right: 10px;">-</div> <div style="border: 1px solid gray; width: 60px; height: 40px; margin-right: 10px;"></div> <div style="margin-right: 10px;">-</div> <div style="border: 1px solid gray; width: 60px; height: 40px; margin-right: 10px;"></div> <div style="border: 1px solid gray; width: 60px; height: 40px;"></div> </div>								
		1	Form		2	Cable type		3	Cable length	
Notes		<p>Accessories and technical data in chapter 1.10.</p> <p>Further cable lengths on request.</p>								

Round plug connector M12

Connection cable
M12 - M12

Y Distributor
Male, straight

Female
90°



Approvals:



Round plug connector M12


1	Form	No.	4 0 7 4 1	4 0 7 6 1
	Suppression/Circuit diagram	4-pole		
	Contact layout			
2	Cable type	Jacket color		
	Wire diameter 0.34 mm ²	yellow	gray	black
	PVC	013	213	613
	PUR/PVC	023	223	623
	PUR (UL/CSA-listed)	033	233	633
	Suitable for robot cable (irradiated)	053	253	653
3	Cable length			
	0.3 m	0030		
	0.6 m	0060		
	1.0 m	0100		
	1.5 m	0150		
	2.0 m	0200		
	Your article no.			
	The composition of your article number is explained on page 1.1.2	<div style="display: flex; align-items: center; gap: 10px;"> <div style="border: 1px solid black; padding: 5px; text-align: center;"> 7 0 0 0 Murrelektronik Standard </div> <div style="font-size: 2em;">-</div> <div style="border: 1px solid black; width: 100px; height: 40px; background-color: #cccccc;"></div> <div style="font-size: 2em;">-</div> <div style="border: 1px solid black; width: 100px; height: 40px; background-color: #cccccc;"></div> <div style="border: 1px solid black; width: 100px; height: 40px; background-color: #cccccc;"></div> </div>		
		1	2	3
		Form	Cable type	Cable length
Notes	Accessories and technical data in chapter 1.10. Further cable lengths on request.			

Round plug connector M12

Connection cable
M12 - M12

Y Distributor
Male, straight

Female
90°, with LED



Approvals:

1	Form	No.	40781	40801																																				
	Suppression/Circuit diagram		4-pole with 2 x LED (PNP)	4-pole with 2 x LED (PNP)																																				
			<p>(NPN) on request</p>	<p>(NPN) on request</p>																																				
	Contact layout																																							
2	Cable type	Jacket color	<table border="1"> <thead> <tr> <th style="background-color: #cccccc;">Wire diameter 0.34 mm²</th> <th style="background-color: #cccccc;">yellow</th> <th style="background-color: #cccccc;">gray</th> <th style="background-color: #cccccc;">black</th> <th style="background-color: #cccccc;">yellow</th> <th style="background-color: #cccccc;">gray</th> <th style="background-color: #cccccc;">black</th> </tr> </thead> <tbody> <tr> <td>PVC</td> <td>013</td> <td>213</td> <td>613</td> <td>013</td> <td>213</td> <td>613</td> </tr> <tr> <td>PUR/PVC</td> <td>023</td> <td>223</td> <td>623</td> <td>023</td> <td>223</td> <td>623</td> </tr> <tr> <td>PUR (UL/CSA-listed)</td> <td>033</td> <td>233</td> <td>633</td> <td>033</td> <td>233</td> <td>633</td> </tr> <tr> <td>Suitable for robot cable (irradiated)</td> <td>053</td> <td>253</td> <td>653</td> <td>053</td> <td>253</td> <td>653</td> </tr> </tbody> </table>			Wire diameter 0.34 mm ²	yellow	gray	black	yellow	gray	black	PVC	013	213	613	013	213	613	PUR/PVC	023	223	623	023	223	623	PUR (UL/CSA-listed)	033	233	633	033	233	633	Suitable for robot cable (irradiated)	053	253	653	053	253	653
Wire diameter 0.34 mm ²	yellow	gray	black	yellow	gray	black																																		
PVC	013	213	613	013	213	613																																		
PUR/PVC	023	223	623	023	223	623																																		
PUR (UL/CSA-listed)	033	233	633	033	233	633																																		
Suitable for robot cable (irradiated)	053	253	653	053	253	653																																		
3	Cable length	<table border="1"> <tbody> <tr> <td>0.3 m</td> <td>0030</td> </tr> <tr> <td>0.6 m</td> <td>0060</td> </tr> <tr> <td>1.0 m</td> <td>0100</td> </tr> <tr> <td>1.5 m</td> <td>0150</td> </tr> <tr> <td>2.0 m</td> <td>0200</td> </tr> </tbody> </table>			0.3 m	0030	0.6 m	0060	1.0 m	0100	1.5 m	0150	2.0 m	0200																										
0.3 m	0030																																							
0.6 m	0060																																							
1.0 m	0100																																							
1.5 m	0150																																							
2.0 m	0200																																							
	Your article no.	<div style="border: 1px solid black; padding: 5px; display: flex; align-items: center;"> 7 0 0 0 - - - - - - - - - - - - - </div>																																						
	The composition of your article number is explained on page 1.1.2	<div style="border: 1px solid black; padding: 5px; display: flex; align-items: center;"> Murrelektronik Standard </div>																																						
		1	2	3																																				
	Notes	<p>Accessories and technical data in chapter 1.10. Further cable lengths on request.</p>																																						

Round plug connector M12

Connection cable
M12 - M8

Y Distributor
Male, straight

Female
straight



Approvals:

Round plug connector M12

1	Form	No.	40821		
	Suppression/Circuit diagram	4-pole			
	Contact layout				
2	Cable type	Jacket color			
	Wire diameter 0.25 mm ²	yellow	gray	black	
	PVC	010	210	610	
	PUR/PVC	020	220	620	
	PUR (UL/CSA-listed)	030	230	630	
	Suitable for robot cable (irradiated)	050	250	650	
3	Cable length				
	0.3 m	0030			
	0.6 m	0060			
	1.0 m	0100			
	1.5 m	0150			
	2.0 m	0200			
	Your article no.				
	The composition of your article number is explained on page 1.1.2	<div style="display: flex; align-items: center; gap: 10px;"> <div style="border: 1px solid black; padding: 5px; text-align: center;"> 7 0 0 0 Murrelektronik Standard </div> - <div style="border: 1px solid gray; width: 60px; height: 30px; background-color: #cccccc;"></div> - <div style="border: 1px solid gray; width: 60px; height: 30px; background-color: #cccccc;"></div> <div style="border: 1px solid gray; width: 60px; height: 30px; background-color: #cccccc;"></div> </div>			
		1	Form	2	Cable type
		3	Cable length		
Notes	<p>Accessories and technical data in chapter 1.10. Further cable lengths on request.</p>				

Round plug connector M12



Connection cable
M12 - M8

Y Distributor
Male, straight

Female
90°

Y Distributor
Male, straight

Female
90°, with LED



Approvals: **us**

1	Form	No.	40841	40861
	Suppression/Circuit diagram	4-pole		<p>(NPN) on request</p>
	Contact layout			
2	Cable type	Jacket color		
	Wire diameter 0.25 mm ²	yellow	gray	black
	PVC	010	210	610
	PUR/PVC	020	220	620
	PUR (UL/CSA-listed)	030	230	630
	Suitable for robot cable (irradiated)	050	250	650
3	Cable length			
	0.3 m	0030		
	0.6 m	0060		
	1.0 m	0100		
	1.5 m	0150		
	2.0 m	0200		
	Your article no.			
	The composition of your article number is explained on page 1.1.2	<div style="display: flex; align-items: center; gap: 10px;"> <div style="border: 1px solid gray; padding: 5px; text-align: center;"> 7 0 0 0 Murrelektronik Standard </div> <div style="border: 1px solid gray; width: 40px; height: 40px; display: flex; align-items: center; justify-content: center;">-</div> <div style="border: 1px solid gray; width: 40px; height: 40px; display: flex; align-items: center; justify-content: center;">-</div> <div style="border: 1px solid gray; width: 40px; height: 40px; display: flex; align-items: center; justify-content: center;">-</div> </div>		
		1	2	3
	Notes	Accessories and technical data in chapter 1.10. Further cable lengths on request.		

Round plug connector M12

Round plug connector M12

Connection cable
M12 - M12

T-coupler
Male, straight to
Female, straight



Round plug connector M12

1	Form	No.	4 1 1 2 1	4 1 1 4 1	4 1 1 6 1	4 1 1 8 1
	Suppression/Circuit diagram	5-pole				

Contact layout	

Technical data

Supply voltage	125 V AC/DC
Supply voltage	4 A
Contact resistance	≤ 5 mOhm
Test voltage	0.8 kV _{eff}
Protection	IP67 when plugged and screwed down (EN 60529)
Temperature range	-25...+85 °C
Dimensions (H x W x D)	45 x 35 x 15 mm

Your article no.

The composition of your article number is explained on page 1.1.2

7 0 0 0 -
 -
 0 0 0 0

Murrelektronik Standard

1 Form

Notes

Accessories and technical data in chapter 1.10.

Round plug connector M12

Connection cable
M12 - M8

T-coupler
Male, straight to
Female, straight



1	Form	No.	4 1 2 0 1	4 1 2 2 1		
	Suppression/Circuit diagram		<p>4-pole</p> <p>1. Female M8 2. Female</p> <p>1 3 4</p> <p>1 2 3 4</p> <p>Male M12</p>	<p>3-pole</p> <p>1. Female M8 2. Female</p> <p>1 3 4</p> <p>1 3 4</p> <p>Male M12</p>		
	Contact layout		<p>Male Female</p> <p>4 3 1 2 5 4 3 1</p>	<p>Male Female</p> <p>4 3 1 2 5 4 3 1</p>		
Technical data						
	Supply voltage		24 V AC/DC			
	Supply current		4 A			
	Contact resistance		≤ 5 mOhm			
	Test voltage		0.8 kV _{eff}			
	Protection		IP67 when plugged and screwed down (EN 60529)			
	Temperature range		-25...+85 °C			
	Dimensions (H x W x D)		45 x 33 x 15 mm			
Your article no.						
	The composition of your article number is explained on page 1.1.2		<div style="border: 1px solid black; padding: 2px; display: inline-block;">7 0 0 0</div> - <div style="border: 1px solid black; padding: 2px; display: inline-block; width: 60px; height: 20px; margin: 0 auto;"></div> - <div style="border: 1px solid black; padding: 2px; display: inline-block;">0 0 0</div> <div style="border: 1px solid black; padding: 2px; display: inline-block; margin-left: 20px;">0 0 0 0</div>			
			1 Form			
Notes						
			Accessories and technical data in chapter 1.10.			

X-ON Electronics

Largest Supplier of Electrical and Electronic Components

Click to view similar products for [Sensor Cables / Actuator Cables](#) category:

Click to view products by [Murr Elektronik](#) manufacturer:

Other Similar products are found below :

[1300070444](#) [43-10984](#) [M83513/19-F01CP](#) [704000D02F120](#) [MDM15SH001K](#) [MDM25PH003BF222](#) [802027107404-1](#) [885030A09M010](#)
[885030A09M020](#) [1200650174](#) [1200651332](#) [1200651713](#) [1200660171](#) [1200660208](#) [1200660343](#) [1200660804](#) [1200660845](#) [1200660926](#)
[1200660977](#) [1200661173](#) [1200661354](#) [120066-1712](#) [1200720053](#) [1200720099](#) [1200720153](#) [1200720172](#) [1200720217](#) [1200720226](#)
[1200720251](#) [1200720285](#) [1200720296](#) [1200720404](#) [1200730148](#) [1200730378](#) [1200800231](#) [1200860112](#) [1200860121](#) [1200860125](#)
[1200860337](#) [1200860365](#) [1200860420](#) [1200870046](#) [1200870123](#) [1200870248](#) [1200980102](#) [1200660181](#) [1200660183](#) [1200660827](#)
[1200660849](#) [1200661170](#)