

# ROUND PLUG CONNECTORS POWER

- Proven and reliable
- Molded and encapsulated plug connector
- Easy and safe connection




## PLUG CONNECTOR FOR HIGH POWER TRANSFER

Perfect electrical connection, tightness and media resistance are the basic requirements for all types of plug connectors. In the field of motor connection technology, additional special properties are required: large connection cross-sections, high power with the smallest possible design and – most importantly – integrated anti-vibration locks that keeps the connector securely in place even if severe vibrations occur.


- The **M12 Power** is an extremely compact and performant M12 plug connector.
- The **MQ15 X-Power** enables particularly fast installation.
- The **7/8" round plug connector** has been optimized for highest performance

**As a matter of course, all our plug connectors are tested 100%.**

### M12 Power

	<p><b>With open ended wires</b></p>	<p><b>M12 male/female</b></p> <ul style="list-style-type: none"> <li>• Straight</li> <li>• K-coded, L-coded, S-coded, T-coded</li> </ul>	<p>Page 3.10.1</p>
	<p><b>Connection cables</b></p>	<p><b>M12 male – M12 female</b></p> <ul style="list-style-type: none"> <li>• Straight</li> <li>• K-coded, L-coded, S-coded, T-coded</li> </ul>	<p>Page 3.10.5</p>
	<p><b>Field-wireable Screw terminals</b></p> <p><b>Field-wireable Terminals with Insulation Displacement Technology (IDC)</b></p>	<p><b>M12 male/female</b></p> <ul style="list-style-type: none"> <li>• Straight</li> <li>• S-coded, T-coded</li> </ul> <p><b>M12 male/female</b></p> <ul style="list-style-type: none"> <li>• Straight</li> <li>• L-coded</li> </ul>	<p>Page 3.10.7</p>

## MQ15 X-Power



With open ended wires

**MQ15 X-Power male/female**

- Unshielded/shielded
- Straight
- 90°

Page 3.10.10




Connection cables

**MQ15 X-Power male – MQ15 X-Power female**

- Unshielded/shielded
- Straight

Page 3.10.25

## 7/8"




With open ended wires

**7/8" male/female**

- Straight/90°

Page 3.10.29



Connection cables

**7/8" male – 7/8" female**

- Straight/90°

Page 3.10.30



Field-wireable  
Screw terminals

**7/8" male/female**

- Straight/90°

Page 3.10.31



Field-wireable  
Terminals with Insulation  
Displacement Technology (IDC)

**7/8" male/female**

- Straight

Page 3.10.33

## M23 Drives (Motors)



*We offer a wide range  
for M23 Drives. Just talk to us!*

# ROUND PLUG CONNE

With open ended wires

– M12 Power

Male

straight



<b>1 Form</b>	<b>P3201</b>	<b>P4201</b>	
	Type	5-pole K-coded Operating current: max. 12 A	5-pole L-coded Operating current: max. 16 A
	Circuit diagram		
	Contact layout		
<b>2 Cable Type</b>	<b>Jacket Color</b>	<b>Jacket Color</b>	
	Wire diameter 1.5 mm <sup>2</sup> PUR/PVC PUR (UL/CSA), robots/C-tracks	black P05	gray 966 black P04
	<b>3 Cable Length</b>		
	1.5 m	0150	
	3.0 m	0300	
	5.0 m	0500	
	7.5 m	0750	
	10.0 m	1000	
<b>Technical Data</b>			
Operating voltage	max. 630 V AC/DC	max. 63 V AC/DC	
Protection	IP65 and IP67 when plugged and screwed down (EN 60529)		
Temperature range	-25...+85 °C, depending on cable quality		
<b>Article No.</b>			
The composition of your article number is explained on page 3.1.i	<div style="display: flex; justify-content: space-around; align-items: center;"> <span style="border-bottom: 1px solid black; padding: 0 5px;">7</span> <span style="border-bottom: 1px solid black; padding: 0 5px;">0</span> <span style="border-bottom: 1px solid black; padding: 0 5px;">0</span> <span style="border-bottom: 1px solid black; padding: 0 5px;">0</span> <span style="font-size: 2em;">-</span> <span style="border-bottom: 1px solid black; padding: 0 5px;">_</span> <span style="font-size: 2em;">-</span> <span style="border-bottom: 1px solid black; padding: 0 5px;">_</span> <span style="border-bottom: 1px solid black; padding: 0 5px;">_</span> <span style="border-bottom: 1px solid black; padding: 0 5px;">_</span> </div>		
	<b>1 Form</b>	<b>2 Cable Type</b>	
		<b>3 Cable Length</b>	
<b>Notes</b>	Other versions on request. Differing cable lengths up to 2 m can be ordered in 0.2 m steps, from 2 m on in 0.5 m steps.		

Round Plug Connectors Power

# ROUND PLUG CONNE

With open ended wires

– M12 Power

Female  
straight



1 Form	P 3 2 2 1	P 4 2 2 1
Type	5-pole K-coded Operating current: max. 12 A	5-pole L-coded Operating current: max. 16 A
Circuit diagram		
Contact layout		
2 Cable Type	Jacket Color	Jacket Color
Wire diameter 1.5 mm <sup>2</sup> PUR/PVC PUR (UL/CSA), robots/Ctracks	black P05	gray 966 black P04
3 Cable Length		
1.5 m	0150	
3.0 m	0300	
5.0 m	0500	
7.5 m	0750	
10.0 m	1000	
Technical Data		
Operating voltage	max. 630 V AC/DC	max. 63 V AC/DC
Protection	IP65 and IP67 when plugged and screwed down (EN 60529)	
Temperature range	-25...+85 °C, depending on cable quality	
Article No.		
The composition of your article number is explained on page 3.1.i	<div style="display: flex; justify-content: space-around; align-items: center;"> <span style="border-bottom: 1px solid black; padding: 0 5px;">7</span> <span style="border-bottom: 1px solid black; padding: 0 5px;">0</span> <span style="border-bottom: 1px solid black; padding: 0 5px;">0</span> <span style="border-bottom: 1px solid black; padding: 0 5px;">0</span> <span style="font-size: 2em;">-</span> <span style="border-bottom: 1px solid black; padding: 0 5px;">_</span> <span style="border-bottom: 1px solid black; padding: 0 5px;">_</span> <span style="border-bottom: 1px solid black; padding: 0 5px;">_</span> <span style="font-size: 2em;">-</span> <span style="border-bottom: 1px solid black; padding: 0 5px;">_</span> <span style="border-bottom: 1px solid black; padding: 0 5px;">_</span> <span style="border-bottom: 1px solid black; padding: 0 5px;">_</span> </div>	
	<b>1</b> Form	<b>2</b> Cable Type
		<b>3</b> Cable Length
Notes	Other versions on request. Differing cable lengths up to 2 m can be ordered in 0.2 m steps, from 2 m on in 0.5 m steps.	

Round Plug Connectors Power

# ROUND PLUG CONNE

With open ended wires

– M12 Power

Male

straight



1 Form		P 6201	P 7201
Type		4-pole S-coded Operating current: max. 12 A	4-pole T-coded Operating current: max. 12 A
Circuit diagram			
Contact layout			
2 Cable Type		Jacket Color	Jacket Color
Wire diameter 1.5 mm <sup>2</sup> PUR (UL/CSA), robots/C-tracks		black P06	black P07
3 Cable Length			
1.5 m		0150	
3.0 m		0300	
5.0 m		0500	
7.5 m		0750	
10.0 m		1000	
Technical Data			
Operating voltage		max. 630 V AC/DC	max. 63 V AC/DC
Protection		IP65 and IP67 when plugged and screwed down (EN 60529)	
Temperature range		-25...+85 °C, depending on cable quality	
Article No.			
The composition of your article number is explained on page 3.1.i		7 0 0 0 - - - - -	- - - - -
		<b>1</b> Form	<b>2</b> Cable Type <b>3</b> Cable Length
Notes		Other versions on request. Differing cable lengths up to 2 m can be ordered in 0.2 m steps, from 2 m on in 0.5 m steps.	

# ROUND PLUG CONNE

With open ended wires

– M12 Power

Female  
straight



1 Form	P 6221	P 7221
	Type	4-pole S-coded Operating current: max. 12 A
Circuit diagram		
Contact layout		
2 Cable Type	Jacket Color	Jacket Color
Wire diameter 1.5 mm <sup>2</sup> PUR (UL/CSA), robots/C-tracks	black P06	black P07
3 Cable Length		
1.5 m	0150	
3.0 m	0300	
5.0 m	0500	
7.5 m	0750	
10.0 m	1000	
Technical Data		
Operating voltage	max. 630 V AC/DC	max. 63 V AC/DC
Protection	IP65 and IP67 when plugged and screwed down (EN 60529)	
Temperature range	-25...+85 °C, depending on cable quality	
Article No.		
The composition of your article number is explained on page 3.1.i	<div style="display: flex; justify-content: space-around; align-items: center;"> <span style="border-bottom: 1px solid black; padding: 0 5px;">7</span> <span style="border-bottom: 1px solid black; padding: 0 5px;">0</span> <span style="border-bottom: 1px solid black; padding: 0 5px;">0</span> <span style="border-bottom: 1px solid black; padding: 0 5px;">0</span> <span style="font-size: 2em;">-</span> <span style="border-bottom: 1px solid black; padding: 0 5px;">_</span> <span style="font-size: 2em;">-</span> <span style="border-bottom: 1px solid black; padding: 0 5px;">_</span> <span style="border-bottom: 1px solid black; padding: 0 5px;">_</span> <span style="border-bottom: 1px solid black; padding: 0 5px;">_</span> </div>	
	<b>1</b> Form	<b>2</b> Cable Type
		<b>3</b> Cable Length
Notes	Other versions on request. Differing cable lengths up to 2 m can be ordered in 0.2 m steps, from 2 m on in 0.5 m steps.	

Round Plug Connectors Power

# ROUND PLUG CONNE

Connection cables


– M12 Power

Male

straight

Female

straight



1 Form	P3241	P4241
Type	5-pole K-coded Operating current: max. 12 A	5-pole L-coded Operating current: max. 16 A
Circuit diagram		
Contact layout		
2 Cable Type	Jacket Color	Jacket Color
Wire diameter 1.5 mm <sup>2</sup> PUR/PVC PUR (UL/CSA), robots/C-tracks	black P05	gray 966 black P04
3 Cable Length		
1.5 m	0150	
3.0 m	0300	
5.0 m	0500	
7.5 m	0750	
10.0 m	1000	
Technical Data		
Operating voltage	max. 630 V AC/DC	max. 63 V AC/DC
Protection	IP65 and IP67 when plugged and screwed down (EN 60529)	
Temperature range	-25...+85 °C, depending on cable quality	
Article No.		
The composition of your article number is explained on page 3.1.i	<div style="display: flex; justify-content: space-around; align-items: center;"> <span style="border: 1px solid black; padding: 2px 5px;">7</span> <span style="border: 1px solid black; padding: 2px 5px;">0</span> <span style="border: 1px solid black; padding: 2px 5px;">0</span> <span style="border: 1px solid black; padding: 2px 5px;">0</span> <span style="font-size: 2em;">-</span> <span style="border: 1px solid black; padding: 2px 5px;"> </span> <span style="font-size: 2em;">-</span> <span style="border: 1px solid black; padding: 2px 5px;"> </span> <span style="border: 1px solid black; padding: 2px 5px;"> </span> <span style="border: 1px solid black; padding: 2px 5px;"> </span> </div>	
	<b>1 Form</b>	<b>2 Cable Type</b>
		<b>3 Cable Length</b>
Notes	Other versions on request. Differing cable lengths up to 2 m can be ordered in 0.2 m steps, from 2 m on in 0.5 m steps.	

Round Plug Connectors Power

# ROUND PLUG CONNE

## Connection cables

– M12 Power

**Male**  
straight

**Female**  
straight



1 Form	P 6241	P 7241
Type	4-pole S-coded Operating current: max. 12 A	4-pole T-coded Operating current: max. 12 A
Circuit diagram		
Contact layout		
2 Cable Type	Jacket Color	Jacket Color
Wire diameter 1.5 mm <sup>2</sup> PUR (UL/CSA), robots/C-tracks	black P06	black P07
3 Cable Length		
1.5 m	0150	
3.0 m	0300	
5.0 m	0500	
7.5 m	0750	
10.0 m	1000	
Technical Data		
Operating voltage	max. 630 V AC/DC	max. 63 V AC/DC
Protection	IP65 and IP67 when plugged and screwed down (EN 60529)	
Temperature range	-25...+85 °C, depending on cable quality	
Article No.		
The composition of your article number is explained on page 3.1.i	<span style="border-bottom: 1px solid black; padding: 0 5px;">7</span> <span style="border-bottom: 1px solid black; padding: 0 5px;">0</span> <span style="border-bottom: 1px solid black; padding: 0 5px;">0</span> <span style="border-bottom: 1px solid black; padding: 0 5px;">0</span> <span style="border-bottom: 1px solid black; padding: 0 5px;">0</span>	<span style="border-bottom: 1px solid black; padding: 0 5px;">-</span> <span style="border-bottom: 1px solid black; padding: 0 5px;">-</span> <span style="border-bottom: 1px solid black; padding: 0 5px;">-</span> <span style="border-bottom: 1px solid black; padding: 0 5px;">-</span> <span style="border-bottom: 1px solid black; padding: 0 5px;">-</span>
	<b>1</b> Form	<b>2</b> Cable Type
		<b>3</b> Cable Length
Notes		
	Other versions on request. Differing cable lengths up to 2 m can be ordered in 0.2 m steps, from 2 m on in 0.5 m steps.	



# ROUND PLUG CONNE

Field-wireable

– M12 Power

– Screw terminals

Approvals: 

**Male**

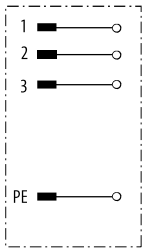
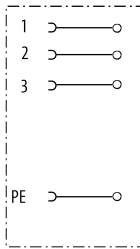
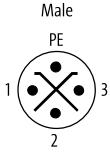
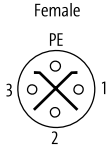
straight



**Female**

straight



1 Form	P6391	P6411
Type	4-pole S-coded	4-pole S-coded
Circuit diagram		
Sealing range (cable Ø)	8...10 mm	
Contact layout	<p>Male</p> 	<p>Female</p> 
<b>Technical Data</b>		
Operating voltage	max. 630 V AC/DC	
Rated surge voltage	6 kV	
Operating current per contact	max. 12 A	
Material group	IEC 60664-1, category III	
Connection cross section	max. 1.5 mm <sup>2</sup>	
Coding	S-coded	
Sealing range (cable Ø)	8...10 mm	
Locking of ports	Screw thread M12 × 1 mm (recommended torque 0.6 Nm) self-securing	
Protection	IP67 inserted and tightened (EN 60529)	
Material	PA	
suitable for corrugated tube (internal Ø)	without	
Temperature range	-40...+85 °C	
<b>Article No.</b>		
The composition of your article number is explained on page 3.1.i	<p style="text-align: center;"><u>7 0 0 0</u> - <u>      </u> - <u>0 0 0</u> <u>0 0 0 0</u></p>	
<b>1 Form</b>		
Notes		
Other versions on request.		

# ROUND PLUG CONNE

## Field-wireable

- M12 Power
- Screw terminals

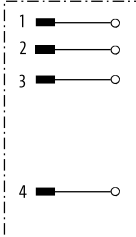
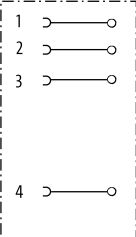
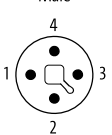
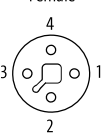
Approvals: 

**Male**  
straight



**Female**  
straight



1 Form	P7391	P7411
Type	4-pole T-coded	4-pole T-coded
Circuit diagram		
Sealing range (cable Ø)	8..10 mm	
Contact layout	<p>Male</p> 	<p>Female</p> 
<b>Technical Data</b>		
Operating voltage	max. 63 V AC/DC	
Rated surge voltage	1.5 kV	
Operating current per contact	max. 12 A	
Material group	IEC 60664-1, category III	
Connection cross section	max. 1.5 mm <sup>2</sup>	
Coding	T-coded	
Sealing range (cable Ø)	8..10 mm	
Locking of ports	Screw thread M12 × 1 mm (recommended torque 0.6 Nm) self-securing	
Protection	IP67 inserted and tightened (EN 60529)	
Material	PA	
suitable for corrugated tube (internal Ø)	without	
Compression gland	M12 (SW18)	
Temperature range	-40...+85 °C	
<b>Article No.</b>		
The composition of your article number is explained on page 3.1.i	<div style="display: flex; justify-content: space-around; align-items: center;"> <span><u>7</u> <u>0</u> <u>0</u> <u>0</u></span> <span>-</span> <span>_____</span> <span>-</span> <span><u>0</u> <u>0</u> <u>0</u></span> <span>  </span> <span><u>0</u> <u>0</u> <u>0</u> <u>0</u></span> </div>	
	<div style="display: flex; justify-content: center; align-items: center; gap: 10px;"> <span style="border: 1px solid black; padding: 2px 5px;"><b>1</b></span> <span><b>Form</b></span> </div>	
<b>Notes</b>		
	Other versions on request.	

Round Plug Connectors Power

# ROUND PLUG CONNE

Field-wireable

– M12 Power

– IDC terminals

**Male**

straight


**Female**

straight



1 Form	P4391	P4421
Type	5-pole L-coded	5-pole L-coded
Circuit diagram		
Contact layout	Male 	Female 
Technical Data		
Operating voltage	max. 63 V DC	
Operating current per contact	max. 12 A	
Connection cross section	max. 1.5 mm <sup>2</sup>	
Coding	L-coded	
Sealing range (cable Ø)	5.8...13.5 mm	
Locking of ports	Screw thread M12 × 1 mm (recommended torque 0.6 Nm) self-securing	
Compression gland	M12 (SW17)	
Protection	IP65 and IP67 when plugged and screwed down (EN 60529)	
Material	Zinc die casting	
suitable for corrugated tube (internal Ø)	without	
Mating cycles	≥ 500	
Temperature range	-40...+85 °C	
Article No.		
The composition of your article number is explained on page 3.1.i	<div style="text-align: center;"> <span style="border: 1px solid black; padding: 2px;">7</span> <span style="border: 1px solid black; padding: 2px;">0</span> <span style="border: 1px solid black; padding: 2px;">0</span> <span style="border: 1px solid black; padding: 2px;">0</span> <span style="font-size: 1.5em;">-</span> <span style="border: 1px solid black; padding: 2px;">0</span> <span style="border: 1px solid black; padding: 2px;">0</span> <span style="border: 1px solid black; padding: 2px;">0</span> <span style="font-size: 1.5em;">-</span> <span style="border: 1px solid black; padding: 2px;">0</span> <span style="border: 1px solid black; padding: 2px;">0</span> <span style="border: 1px solid black; padding: 2px;">0</span> <span style="border: 1px solid black; padding: 2px;">0</span> </div>	
	<div style="border: 1px solid black; padding: 2px; display: inline-block;">1 Form</div>	
Notes	Other versions on request.	

# ROUND PLUG CONNE

With open ended wires

– MQ15 X-Power

Male  
straight



<b>1 Form</b>	<b>P 8101</b>	<b>P 8101</b>	
	Type 6-pole max. 13 A (Power); max. 10 A (Signal)	Type 6-pole max. 16 A (Power); max. 10 A (Signal)	
Circuit diagram			
Contact layout			
<b>2 Cable Type</b>	<b>Jacket Color</b>	<b>Jacket Color</b>	
	Wire diameter 1.5 mm <sup>2</sup>	black	black
	PVC (UL)	P24	
	PUR (UL), C-tracks	P84	
	Wire diameter 2.5 mm <sup>2</sup>		
PUR (UL), C-tracks		P01	
PVC (UL)		P21	
<b>3 Cable Length</b>	1.0 m	0100	
	2.0 m	0200	
	3.0 m	0300	
	5.0 m	0500	
	10.0 m	1000	
	<b>Technical Data</b>		
Operating voltage	max. 600 V AC (Power); max. 63 V AC/DC (Signal)		
Protection	IP67 inserted and tightened (EN 60529)		
Temperature range	-25...+80 °C, depending on cable quality		
<b>Article No.</b>			
The composition of your article number is explained on page 3.1.i	<div style="display: flex; justify-content: space-around; align-items: center;"> <span style="border-bottom: 1px solid black; padding: 0 5px;">7</span> <span style="border-bottom: 1px solid black; padding: 0 5px;">0</span> <span style="border-bottom: 1px solid black; padding: 0 5px;">0</span> <span style="border-bottom: 1px solid black; padding: 0 5px;">0</span> <span style="font-size: 2em;">-</span> <span style="border-bottom: 1px solid black; padding: 0 5px;">_</span> <span style="border-bottom: 1px solid black; padding: 0 5px;">_</span> <span style="border-bottom: 1px solid black; padding: 0 5px;">_</span> <span style="border-bottom: 1px solid black; padding: 0 5px;">_</span> <span style="font-size: 2em;">-</span> <span style="border-bottom: 1px solid black; padding: 0 5px;">_</span> <span style="border-bottom: 1px solid black; padding: 0 5px;">_</span> <span style="border-bottom: 1px solid black; padding: 0 5px;">_</span> </div>		
	<b>1 Form</b>	<b>2 Cable Type</b>	<b>3 Cable Length</b>
<b>Notes</b>	Other versions on request. Differing cable lengths up to 2 m can be ordered in 0.2 m steps, from 2 m on in 0.5 m steps.		

Round Plug Connectors Power

# ROUND PLUG CONNE

With open ended wires

– MQ15 X-Power

Female

straight



<b>1 Form</b>	<b>P 8121</b>	<b>P 8121</b>
	Type 6-pole max. 13 A (Power); max. 10 A (Signal)	Type 6-pole max. 16 A (Power); max. 10 A (Signal)
Circuit diagram		
Contact layout		
<b>2 Cable Type</b>	<b>Jacket Color</b>	<b>Jacket Color</b>
Wire diameter 1.5 mm <sup>2</sup>	black	black
PVC (UL)	P24	
PUR (UL), C-tracks	P84	
Wire diameter 2.5 mm <sup>2</sup>		
PUR (UL), C-tracks		P01
PVC (UL)		P21
<b>3 Cable Length</b>		
1.0 m	0100	
2.0 m	0200	
3.0 m	0300	
5.0 m	0500	
10.0 m	1000	
<b>Technical Data</b>		
Operating voltage	max. 600 V AC (Power); max. 63 V AC/DC (Signal)	
Protection	IP67 inserted and tightened (EN 60529)	
Temperature range	-25...+80 °C, depending on cable quality	
<b>Article No.</b>		
The composition of your article number is explained on page 3.1.i	<div style="display: flex; justify-content: space-around; align-items: center;"> <span style="border: 1px solid black; padding: 2px 5px;">7</span> <span style="border: 1px solid black; padding: 2px 5px;">0</span> <span style="border: 1px solid black; padding: 2px 5px;">0</span> <span style="border: 1px solid black; padding: 2px 5px;">0</span> <span style="font-size: 2em;">-</span> <span style="border: 1px solid black; padding: 2px 5px;">-</span> <span style="border: 1px solid black; padding: 2px 5px;">-</span> <span style="border: 1px solid black; padding: 2px 5px;">-</span> <span style="border: 1px solid black; padding: 2px 5px;">-</span> <span style="border: 1px solid black; padding: 2px 5px;">-</span> </div>	
	<b>1 Form</b>	<b>2 Cable Type</b>
		<b>3 Cable Length</b>
<b>Notes</b>	Other versions on request. Differing cable lengths up to 2 m can be ordered in 0.2 m steps, from 2 m on in 0.5 m steps.	

Round Plug Connectors Power

# ROUND PLUG CONNE

With open ended wires

– MQ15 X-Power

Male  
straight



<b>1 Form</b>	<b>P 8201</b>	<b>P 8201</b>	
	4-pole Operating current: max. 13 A	4-pole Operating current: max. 16 A	
<b>Circuit diagram</b>			
<b>Contact layout</b>			
<b>2 Cable Type</b>	<b>Jacket Color</b>	<b>Jacket Color</b>	
	Wire diameter 1.5 mm <sup>2</sup>	black	black
	PVC (UL)	P22	
	PUR (UL), C-tracks	P02	
Wire diameter 2.5 mm <sup>2</sup>			
PUR (UL), C-tracks		P03	
PVC (UL)		P23	
<b>3 Cable Length</b>	1.0 m	0100	
	2.0 m	0200	
	3.0 m	0300	
	5.0 m	0500	
	10.0 m	1000	
<b>Technical Data</b>			
Operating voltage	max. 600 V AC		
Protection	IP67 inserted and tightened (EN 60529)		
Temperature range	-25...+80 °C, depending on cable quality		
<b>Article No.</b>			
The composition of your article number is explained on page 3.1.i	<div style="display: flex; justify-content: space-around; align-items: center;"> <span style="border-bottom: 1px solid black; padding: 0 5px;">7</span> <span style="border-bottom: 1px solid black; padding: 0 5px;">0</span> <span style="border-bottom: 1px solid black; padding: 0 5px;">0</span> <span style="border-bottom: 1px solid black; padding: 0 5px;">0</span> <span style="font-size: 2em;">-</span> <span style="border-bottom: 1px solid black; padding: 0 5px;">_</span> <span style="border-bottom: 1px solid black; padding: 0 5px;">_</span> <span style="border-bottom: 1px solid black; padding: 0 5px;">_</span> <span style="font-size: 2em;">-</span> <span style="border-bottom: 1px solid black; padding: 0 5px;">_</span> <span style="border-bottom: 1px solid black; padding: 0 5px;">_</span> <span style="border-bottom: 1px solid black; padding: 0 5px;">_</span> </div>		
	<b>1 Form</b>	<b>2 Cable Type</b>	<b>3 Cable Length</b>
<b>Notes</b>	Other versions on request. Differing cable lengths up to 2 m can be ordered in 0.2 m steps, from 2 m on in 0.5 m steps.		

Round Plug Connectors Power

# ROUND PLUG CONNE

With open ended wires

– MQ15 X-Power

Female

straight



<b>1 Form</b>	<b>P 8 2 2 1</b>	<b>P 8 2 2 1</b>
	Type 4-pole Operating current: max. 13 A	Type 4-pole Operating current: max. 16 A
Circuit diagram		
Contact layout		
<b>2 Cable Type</b>	<b>Jacket Color</b>	<b>Jacket Color</b>
Wire diameter 1.5 mm <sup>2</sup> PVC (UL) PUR (UL), C-tracks	black P22 P02	black
Wire diameter 2.5 mm <sup>2</sup> PUR (UL), C-tracks PVC (UL)		P03 P23
<b>3 Cable Length</b>		
1.0 m	0100	
2.0 m	0200	
3.0 m	0300	
5.0 m	0500	
10.0 m	1000	
<b>Technical Data</b>		
Operating voltage	max. 600 V AC	
Protection	IP67 inserted and tightened (EN 60529)	
Temperature range	-25...+80 °C, depending on cable quality	
<b>Article No.</b>		
The composition of your article number is explained on page 3.1.i	<div style="display: flex; justify-content: space-around; align-items: center;"> <span style="border-bottom: 1px solid black; padding: 0 5px;">7</span> <span style="border-bottom: 1px solid black; padding: 0 5px;">0</span> <span style="border-bottom: 1px solid black; padding: 0 5px;">0</span> <span style="border-bottom: 1px solid black; padding: 0 5px;">0</span> <span style="font-size: 2em;">-</span> <span style="border-bottom: 1px solid black; padding: 0 5px;"> </span> <span style="font-size: 2em;">-</span> <span style="border-bottom: 1px solid black; padding: 0 5px;"> </span> <span style="border-bottom: 1px solid black; padding: 0 5px;"> </span> <span style="border-bottom: 1px solid black; padding: 0 5px;"> </span> </div>	
	<b>1 Form</b>	<b>2 Cable Type</b>
		<b>3 Cable Length</b>
<b>Notes</b>	Other versions on request. Differing cable lengths up to 2 m can be ordered in 0.2 m steps, from 2 m on in 0.5 m steps.	

# ROUND PLUG CONNE

With open ended wires

– MQ15 X-Power

Female  
90°



<b>1 Form</b>	<b>P 8131</b>	<b>P 8131</b>	
	Type 6-pole max. 13 A (Power); max. 10 A (Signal)	Type 6-pole max. 16 A (Power); max. 10 A (Signal)	
Circuit diagram			
Contact layout			
<b>2 Cable Type</b>	<b>Jacket Color</b>	<b>Jacket Color</b>	
	Wire diameter 1.5 mm <sup>2</sup>	black	black
	PVC (UL)	P24	
	PUR (UL), C-tracks	P84	
	Wire diameter 2.5 mm <sup>2</sup>		
PUR (UL), C-tracks		P01	
PVC (UL)		P21	
<b>3 Cable Length</b>	1.0 m	0100	
	2.0 m	0200	
	3.0 m	0300	
	5.0 m	0500	
	10.0 m	1000	
	<b>Technical Data</b>		
Operating voltage	max. 600 V AC (Power); max. 63 V AC/DC (Signal)		
Protection	IP67 inserted and tightened (EN 60529)		
Temperature range	-25...+80 °C, depending on cable quality		
<b>Article No.</b>			
The composition of your article number is explained on page 3.1.i	<div style="display: flex; justify-content: space-around; align-items: center;"> <span style="border-bottom: 1px solid black; padding: 0 5px;">7</span> <span style="border-bottom: 1px solid black; padding: 0 5px;">0</span> <span style="border-bottom: 1px solid black; padding: 0 5px;">0</span> <span style="border-bottom: 1px solid black; padding: 0 5px;">0</span> <span style="font-size: 2em;">-</span> <span style="border-bottom: 1px solid black; padding: 0 5px;">-</span> <span style="border-bottom: 1px solid black; padding: 0 5px;">-</span> <span style="border-bottom: 1px solid black; padding: 0 5px;">-</span> <span style="border-bottom: 1px solid black; padding: 0 5px;">-</span> <span style="border-bottom: 1px solid black; padding: 0 5px;">-</span> </div>		
	<b>1 Form</b>	<b>2 Cable Type</b>	
		<b>3 Cable Length</b>	
<b>Notes</b>	Other versions on request. Differing cable lengths up to 2 m can be ordered in 0.2 m steps, from 2 m on in 0.5 m steps.		

Round Plug Connectors Power



# ROUND PLUG CONNE

With open ended wires

– MQ15 X-Power

Female  
90°



<b>1 Form</b>	<b>P8132</b>	<b>P8132</b>
	6-pole max. 13 A (Power); max. 10 A (Signal)	6-pole max. 16 A (Power); max. 10 A (Signal)
<b>Circuit diagram</b>		
<b>Contact layout</b>		
<b>2 Cable Type</b>	<b>Jacket Color</b>	<b>Jacket Color</b>
Wire diameter 1.5 mm <sup>2</sup>	black	black
PVC (UL)	P24	
PUR (UL), C-tracks	P84	
Wire diameter 2.5 mm <sup>2</sup>		
PUR (UL), C-tracks		P01
PVC (UL)		P21
<b>3 Cable Length</b>		
1.0 m	0100	
2.0 m	0200	
3.0 m	0300	
5.0 m	0500	
10.0 m	1000	
<b>Technical Data</b>		
Operating voltage	max. 600 V AC (Power); max. 63 V AC/DC (Signal)	
Protection	IP67 inserted and tightened (EN 60529)	
Temperature range	-25...+80 °C, depending on cable quality	
<b>Article No.</b>		
The composition of your article number is explained on page 3.1.i	7 0 0 0 - - - - - - - - - -	
	<b>1 Form</b>	<b>2 Cable Type</b>
		<b>3 Cable Length</b>
<b>Notes</b>	Other versions on request. Differing cable lengths up to 2 m can be ordered in 0.2 m steps, from 2 m on in 0.5 m steps.	

Round Plug Connectors Power

# ROUND PLUG CONNE

With open ended wires

– MQ15 X-Power

Male

90°



<b>1 Form</b>	<b>P 8 2 1 1</b>		
	Type	4-pole Operating current: max. 13 A	
Circuit diagram			
	Contact layout		
<b>2 Cable Type</b>	<b>Jacket Color</b>		
	Wire diameter 1.5 mm <sup>2</sup> PVC (UL)	black P22	
<b>3 Cable Length</b>	1.0 m	0100	
	2.0 m	0200	
	3.0 m	0300	
	5.0 m	0500	
	10.0 m	1000	
	<b>Technical Data</b>		
Operating voltage	max. 600 V AC		
Protection	IP67 inserted and tightened (EN 60529)		
Temperature range	-25...+80 °C, depending on cable quality		
<b>Article No.</b>			
The composition of your article number is explained on page 3.1.i	<div style="display: flex; justify-content: space-around; align-items: center;"> <span><u>7</u> <u>0</u> <u>0</u> <u>0</u></span> <span>–</span> <span><u>P</u> <u>8</u> <u>2</u> <u>1</u> <u>1</u></span> <span>–</span> <span>— — —</span> <span>— — — —</span> </div>		
	<b>1</b> Form	<b>2</b> Cable Type	<b>3</b> Cable Length
<b>Notes</b>			
		Other versions on request. Differing cable lengths up to 2 m can be ordered in 0.2 m steps, from 2 m on in 0.5 m steps.	

Round Plug Connectors Power

# ROUND PLUG CONNE

With open ended wires

– MQ15 X-Power

Female  
90°



<b>1 Form</b>	<b>P 8 2 3 1</b>	<b>P 8 2 3 1</b>	
	Type 4-pole Operating current: max. 13 A	4-pole Operating current: max. 16 A	
	Circuit diagram		
Contact layout			
<b>2 Cable Type</b>	<b>Jacket Color</b>	<b>Jacket Color</b>	
	Wire diameter 1.5 mm <sup>2</sup> PVC (UL) PUR (UL), C-tracks	black P22 P02	black
	Wire diameter 2.5 mm <sup>2</sup> PUR (UL), C-tracks PVC (UL)		P03 P23
	<b>3 Cable Length</b>		
	1.0 m 2.0 m 3.0 m 5.0 m 10.0 m	0100 0200 0300 0500 1000	
<b>Technical Data</b>			
Operating voltage Protection Temperature range	max. 600 V AC IP67 inserted and tightened (EN 60529) -25...+80 °C, depending on cable quality		
<b>Article No.</b>			
The composition of your article number is explained on page 3.1.i	<div style="display: flex; justify-content: space-around; align-items: center;"> <span style="border: 1px solid black; padding: 2px;">7 0 0 0</span> <span>–</span> <span style="border: 1px solid black; padding: 2px;">_ _ _ _</span> <span>–</span> <span style="border: 1px solid black; padding: 2px;">_ _ _ _</span> <span>–</span> <span style="border: 1px solid black; padding: 2px;">_ _ _ _</span> </div>		
	<b>1 Form</b>	<b>2 Cable Type</b>	<b>3 Cable Length</b>
<b>Notes</b>	Other versions on request. Differing cable lengths up to 2 m can be ordered in 0.2 m steps, from 2 m on in 0.5 m steps.		

# ROUND PLUG CONNE

With open ended wires

– MQ15 X-Power

Female

90°



<b>1 Form</b>	<b>P 8 2 3 2</b>	<b>P 8 2 3 2</b>	
	4-pole Operating current: max. 13 A	4-pole Operating current: max. 16 A	
<b>Circuit diagram</b>			
<b>Contact layout</b>			
<b>2 Cable Type</b>	<b>Jacket Color</b>	<b>Jacket Color</b>	
	Wire diameter 1.5 mm <sup>2</sup>	black	black
	PVC (UL)	P22	
	PUR (UL), C-tracks	P02	
	Wire diameter 2.5 mm <sup>2</sup>		
PUR (UL), C-tracks		P03	
PVC (UL)		P23	
<b>3 Cable Length</b>	1.0 m	0100	
	2.0 m	0200	
	3.0 m	0300	
	5.0 m	0500	
	10.0 m	1000	
	<b>Technical Data</b>		
Operating voltage	max. 600 V AC		
Protection	IP67 inserted and tightened (EN 60529)		
Temperature range	-25...+80 °C, depending on cable quality		
<b>Article No.</b>			
The composition of your article number is explained on page 3.1.i	<div style="display: flex; justify-content: space-around; align-items: center;"> <span><u>7</u> <u>0</u> <u>0</u> <u>0</u></span> <span>–</span> <span>–</span> <span>–</span> <span>–</span> </div>		
	<b>1 Form</b>	<b>2 Cable Type</b>	<b>3 Cable Length</b>
<b>Notes</b>	Other versions on request. Differing cable lengths up to 2 m can be ordered in 0.2 m steps, from 2 m on in 0.5 m steps.		

Round Plug Connectors Power

# ROUND PLUG CONNE

With open ended wires

– MQ15 X-Power

**Male**

straight



**Female**

straight



<b>1 Form</b>	<b>P8301</b>	<b>P8321</b>	
	Type 6-pole, shielded max. 16 A (Power); max. 10 A (Signal)	Type 6-pole, shielded max. 16 A (Power); max. 10 A (Signal)	
Circuit diagram			
Contact layout			
<b>2 Cable Type</b>	<b>Jacket Color</b>	<b>Jacket Color</b>	
	4x2.5 + 2x1.5 mm <sup>2</sup> PUR (UL), C-tracks	orange P11	orange P11
<b>3 Cable Length</b>	1.0 m	0100	
	2.0 m	0200	
	3.0 m	0300	
	5.0 m	0500	
	10.0 m	1000	
<b>Technical Data</b>	<p>Operating voltage: max. 600 V AC (Power); max. 63 V AC/DC (Signal)</p> <p>Protection: IP67 inserted and tightened (EN 60529)</p> <p>Temperature range: -25...+80 °C, depending on cable quality</p>		
<b>Article No.</b>	<p>The composition of your article number is explained on page 3.1.i</p> <p><b>7 0 0 0</b> - - - - -</p>		
	<b>1 Form</b>	<b>2 Cable Type</b>	<b>3 Cable Length</b>
<b>Notes</b>	Other versions on request. Differing cable lengths up to 2 m can be ordered in 0.2 m steps, from 2 m on in 0.5 m steps.		

# ROUND PLUG CONNE

With open ended wires

– MQ15 X-Power

Male  
straight



<b>1 Form</b>	<b>P 8 0 0 1</b>	<b>P 8 0 0 1</b>
	Type 4-pole, shielded Operating current: max. 13 A	Type 4-pole, shielded Operating current: max. 16 A
Circuit diagram		
Contact layout		
<b>2 Cable Type</b>	<b>Jacket Color</b>	<b>Jacket Color</b>
	Wire diameter 1.5 mm <sup>2</sup> PUR (UL), C-tracks	orange P12
Wire diameter 2.5 mm <sup>2</sup> PUR (UL), C-tracks		P13
<b>3 Cable Length</b>		
1.0 m	0100	
2.0 m	0200	
3.0 m	0300	
5.0 m	0500	
10.0 m	1000	
<b>Technical Data</b>		
Operating voltage	max. 600 V AC	
Protection	IP67 inserted and tightened (EN 60529)	
Temperature range	-25...+80 °C, depending on cable quality	
<b>Article No.</b>		
The composition of your article number is explained on page 3.1.i	<div style="display: flex; justify-content: space-around; align-items: center;"> <span style="border-bottom: 1px solid black; padding: 0 5px;">7</span> <span style="border-bottom: 1px solid black; padding: 0 5px;">0</span> <span style="border-bottom: 1px solid black; padding: 0 5px;">0</span> <span style="border-bottom: 1px solid black; padding: 0 5px;">0</span> <span style="font-size: 2em;">-</span> <span style="border-bottom: 1px solid black; padding: 0 5px;">_</span> <span style="font-size: 2em;">-</span> <span style="border-bottom: 1px solid black; padding: 0 5px;">_</span> <span style="border-bottom: 1px solid black; padding: 0 5px;">_</span> <span style="border-bottom: 1px solid black; padding: 0 5px;">_</span> </div>	
	<b>1 Form</b>	<b>2 Cable Type</b>
		<b>3 Cable Length</b>
<b>Notes</b>	Other versions on request. Differing cable lengths up to 2 m can be ordered in 0.2 m steps, from 2 m on in 0.5 m steps.	

Round Plug Connectors Power

# ROUND PLUG CONNE

With open ended wires

– MQ15 X-Power

Female

straight



<b>1 Form</b>	<b>P8021</b>	<b>P8021</b>
	Type 4-pole, shielded Operating current: max. 13 A	Type 4-pole, shielded Operating current: max. 16 A
Circuit diagram		
Contact layout		
<b>2 Cable Type</b>	<b>Jacket Color</b>	<b>Jacket Color</b>
Wire diameter 1.5 mm <sup>2</sup> PUR (UL), C-tracks	orange P12	orange
Wire diameter 2.5 mm <sup>2</sup> PUR (UL), C-tracks		P13
<b>3 Cable Length</b>		
1.0 m	0100	
2.0 m	0200	
3.0 m	0300	
5.0 m	0500	
10.0 m	1000	
<b>Technical Data</b>		
Operating voltage	max. 600 V AC	
Protection	IP67 inserted and tightened (EN 60529)	
Temperature range	-25...+80 °C, depending on cable quality	
<b>Article No.</b>		
The composition of your article number is explained on page 3.1.i	<div style="display: flex; justify-content: space-around; align-items: center;"> <span style="border-bottom: 1px solid black; padding: 0 5px;">7</span> <span style="border-bottom: 1px solid black; padding: 0 5px;">0</span> <span style="border-bottom: 1px solid black; padding: 0 5px;">0</span> <span style="border-bottom: 1px solid black; padding: 0 5px;">0</span> <span style="font-size: 2em;">-</span> <span style="border-bottom: 1px solid black; padding: 0 5px;">_</span> <span style="font-size: 2em;">-</span> <span style="border-bottom: 1px solid black; padding: 0 5px;">_</span> <span style="border-bottom: 1px solid black; padding: 0 5px;">_</span> <span style="border-bottom: 1px solid black; padding: 0 5px;">_</span> </div>	
	<b>1 Form</b>	<b>2 Cable Type</b>
		<b>3 Cable Length</b>
<b>Notes</b>	Other versions on request. Differing cable lengths up to 2 m can be ordered in 0.2 m steps, from 2 m on in 0.5 m steps.	

# ROUND PLUG CONNE

With open ended wires

– MQ15 X-Power

Female  
90°



<b>1 Form</b>	<b>P 8331</b>	<b>P 8332</b>	
	Type 6-pole, shielded max. 16 A (Power); max. 10 A (Signal)	Type 6-pole, shielded max. 16 A (Power); max. 10 A (Signal)	
Circuit diagram			
Contact layout			
<b>2 Cable Type</b>	<b>Jacket Color</b>	<b>Jacket Color</b>	
	4×2.5 + 2×1.5 mm <sup>2</sup> PUR (UL), C-tracks	orange P11	orange P11
<b>3 Cable Length</b>	1.0 m	0100	
	2.0 m	0200	
	3.0 m	0300	
	5.0 m	0500	
	10.0 m	1000	
<b>Technical Data</b>	Operating voltage: max. 600 V AC (Power); max. 63 V AC/DC (Signal) Protection: IP67 inserted and tightened (EN 60529) Temperature range: -25...+80 °C, depending on cable quality		
<b>Article No.</b>	The composition of your article number is explained on page 3.1.i <div style="display: flex; justify-content: space-around; align-items: center;"> <span><u>7</u> <u>0</u> <u>0</u> <u>0</u></span> <span>—</span> <span>—</span> <span>—</span> <span>—</span> </div>		
	<b>1 Form</b>	<b>2 Cable Type</b>	<b>3 Cable Length</b>
<b>Notes</b>	Other versions on request. Differing cable lengths up to 2 m can be ordered in 0.2 m steps, from 2 m on in 0.5 m steps.		

Round Plug Connectors Power



# ROUND PLUG CONNE

With open ended wires

– MQ15 X-Power

Female  
90°



<b>1 Form</b>	<b>P8031</b>	<b>P8031</b>
	Type 4-pole, shielded Operating current: max. 13 A	Type 4-pole, shielded Operating current: max. 16 A
	Circuit diagram	Circuit diagram
Contact layout		
<b>2 Cable Type</b>	<b>Jacket Color</b>	<b>Jacket Color</b>
Wire diameter 1.5 mm <sup>2</sup> PUR (UL), C-tracks	orange P12	orange
Wire diameter 2.5 mm <sup>2</sup> PUR (UL), C-tracks		P13
<b>3 Cable Length</b>		
1.0 m	0100	
2.0 m	0200	
3.0 m	0300	
5.0 m	0500	
10.0 m	1000	
<b>Technical Data</b>		
Operating voltage	max. 600 V AC	
Protection	IP67 inserted and tightened (EN 60529)	
Temperature range	-25...+80 °C, depending on cable quality	
<b>Article No.</b>		
The composition of your article number is explained on page 3.1.i	<div style="display: flex; justify-content: space-around; align-items: center;"> <span style="border: 1px solid black; padding: 2px;">7</span> <span style="border: 1px solid black; padding: 2px;">0</span> <span style="border: 1px solid black; padding: 2px;">0</span> <span style="border: 1px solid black; padding: 2px;">0</span> <span style="font-size: 2em;">-</span> <span style="border: 1px solid black; padding: 2px;">-</span> <span style="border: 1px solid black; padding: 2px;">-</span> <span style="border: 1px solid black; padding: 2px;">-</span> <span style="border: 1px solid black; padding: 2px;">-</span> <span style="border: 1px solid black; padding: 2px;">-</span> <span style="border: 1px solid black; padding: 2px;">-</span> <span style="border: 1px solid black; padding: 2px;">-</span> <span style="border: 1px solid black; padding: 2px;">-</span> <span style="border: 1px solid black; padding: 2px;">-</span> <span style="border: 1px solid black; padding: 2px;">-</span> </div>	
	<b>1 Form</b>	<b>2 Cable Type</b>
		<b>3 Cable Length</b>
<b>Notes</b>	Other versions on request. Differing cable lengths up to 2 m can be ordered in 0.2 m steps, from 2 m on in 0.5 m steps.	

Round Plug Connectors Power

# ROUND PLUG CONNE

With open ended wires

– MQ15 X-Power

Female  
90°



<b>1 Form</b>	<b>P 8 0 3 2</b>	<b>P 8 0 3 2</b>									
	Type 4-pole, shielded Operating current: max. 13 A	Type 4-pole, shielded Operating current: max. 16 A									
Circuit diagram											
Contact layout											
<b>2 Cable Type</b>	<b>Jacket Color</b>	<b>Jacket Color</b>									
	Wire diameter 1.5 mm <sup>2</sup> PUR (UL), C-tracks	orange P12	orange								
Wire diameter 2.5 mm <sup>2</sup> PUR (UL), C-tracks		P13									
<b>3 Cable Length</b>	1.0 m	0100									
	2.0 m	0200									
	3.0 m	0300									
	5.0 m	0500									
	10.0 m	1000									
	<b>Technical Data</b>										
Operating voltage	max. 600 V AC										
Protection	IP67 inserted and tightened (EN 60529)										
Temperature range	-25...+80 °C, depending on cable quality										
<b>Article No.</b>											
The composition of your article number is explained on page 3.1.i	<table border="1"> <tr> <td><u>7</u></td> <td><u>0</u></td> <td><u>0</u></td> <td><u>0</u></td> <td>-</td> <td>---</td> <td>-</td> <td>---</td> <td>---</td> </tr> </table>		<u>7</u>	<u>0</u>	<u>0</u>	<u>0</u>	-	---	-	---	---
<u>7</u>	<u>0</u>	<u>0</u>	<u>0</u>	-	---	-	---	---			
	<b>1 Form</b>	<b>2 Cable Type</b>	<b>3 Cable Length</b>								
<b>Notes</b>	Other versions on request. Differing cable lengths up to 2 m can be ordered in 0.2 m steps, from 2 m on in 0.5 m steps.										

# ROUND PLUG CONNE

Connection cables

– MQ15 X-Power

Male

straight

Female

straight



<b>1 Form</b>	<b>P 8 2 4 1</b>	<b>P 8 2 4 1</b>
	4-pole Operating current: max. 13 A	4-pole Operating current: max. 16 A
<b>Circuit diagram</b>		
<b>Contact layout</b>		
<b>2 Cable Type</b>	<b>Jacket Color</b>	<b>Jacket Color</b>
Wire diameter 1.5 mm <sup>2</sup>	black	black
PVC (UL)	P22	
PUR (UL), C-tracks	P02	
Wire diameter 2.5 mm <sup>2</sup>		
PUR (UL), C-tracks		P03
PVC (UL)		P23
<b>3 Cable Length</b>		
1.0 m	0100	
2.0 m	0200	
3.0 m	0300	
5.0 m	0500	
10.0 m	1000	
<b>Technical Data</b>		
Operating voltage	max. 600 V AC	
Protection	IP67 inserted and tightened (EN 60529)	
Temperature range	-25...+80 °C, depending on cable quality	
<b>Article No.</b>		
The composition of your article number is explained on page 3.1.i	<div style="display: flex; justify-content: space-around; align-items: center;"> <span style="border-bottom: 1px solid black; padding: 0 5px;">7</span> <span style="border-bottom: 1px solid black; padding: 0 5px;">0</span> <span style="border-bottom: 1px solid black; padding: 0 5px;">0</span> <span style="border-bottom: 1px solid black; padding: 0 5px;">0</span> <span style="font-size: 2em;">-</span> <span style="border-bottom: 1px solid black; padding: 0 5px;"> </span> <span style="font-size: 2em;">-</span> <span style="border-bottom: 1px solid black; padding: 0 5px;"> </span> <span style="border-bottom: 1px solid black; padding: 0 5px;"> </span> <span style="border-bottom: 1px solid black; padding: 0 5px;"> </span> </div>	
	<b>1 Form</b>	<b>2 Cable Type</b>
		<b>3 Cable Length</b>
<b>Notes</b>	Other versions on request. Differing cable lengths up to 2 m can be ordered in 0.2 m steps, from 2 m on in 0.5 m steps.	

# ROUND PLUG CONNE

## Connection cables

– MQ15 X-Power

### Male

straight

### Female

straight



<b>1 Form</b>	<b>P 8141</b>	<b>P 8141</b>
	6-pole max. 13 A (Power); max. 10 A (Signal)	6-pole max. 16 A (Power); max. 10 A (Signal)
<b>Circuit diagram</b>		
<b>Contact layout</b>		
<b>2 Cable Type</b>	<b>Jacket Color</b>	<b>Jacket Color</b>
	<b>Wire diameter 1.5 mm<sup>2</sup></b> PVC (UL) PUR (UL), C-tracks <b>Wire diameter 2.5 mm<sup>2</sup></b> PUR (UL), C-tracks PVC (UL)	black P24 P84
<b>3 Cable Length</b>		
1.0 m	<b>0100</b>	
2.0 m	<b>0200</b>	
3.0 m	<b>0300</b>	
5.0 m	<b>0500</b>	
10.0 m	<b>1000</b>	
<b>Technical Data</b>		
Operating voltage	max. 600 V AC (Power); max. 63 V AC/DC (Signal)	
Protection	IP67 inserted and tightened (EN 60529)	
Temperature range	-25...+80 °C, depending on cable quality	
<b>Article No.</b>		
The composition of your article number is explained on page 3.1.i	7 0 0 0 - - - - - - - - - -	
	<b>1 Form</b>	<b>2 Cable Type</b>
		<b>3 Cable Length</b>
<b>Notes</b>	Other versions on request. Differing cable lengths up to 2 m can be ordered in 0.2 m steps, from 2 m on in 0.5 m steps.	

Round Plug Connectors Power

# ROUND PLUG CONNE

Connection cables

– MQ15 X-Power

Male

straight

Female

straight



<b>1 Form</b>	<b>P8041</b>	<b>P8041</b>
	Type 4-pole, shielded Operating current: max. 13 A	Type 4-pole, shielded Operating current: max. 16 A
Circuit diagram		
Contact layout		
<b>2 Cable Type</b>	<b>Jacket Color</b>	<b>Jacket Color</b>
	Wire diameter 1.5 mm <sup>2</sup> PUR (UL), C-tracks	orange P12
Wire diameter 2.5 mm <sup>2</sup> PUR (UL), C-tracks		P13
<b>3 Cable Length</b>	1.0 m	0100
	2.0 m	0200
	3.0 m	0300
	5.0 m	0500
	10.0 m	1000
<b>Technical Data</b>	Operating voltage	max. 600 V AC
	Protection	IP67 inserted and tightened (EN 60529)
	Temperature range	-25...+80 °C, depending on cable quality
<b>Article No.</b>	<div style="display: flex; justify-content: space-between; align-items: center;"> <span><b>7 0 0 0</b></span> <span>—</span> <span>—</span> <span>—</span> </div>	
The composition of your article number is explained on page 3.1.i		
	<b>1 Form</b>	<b>2 Cable Type</b>
		<b>3 Cable Length</b>
<b>Notes</b>	Other versions on request. Differing cable lengths up to 2 m can be ordered in 0.2 m steps, from 2 m on in 0.5 m steps.	

# ROUND PLUG CONNE

## Connection cables

– MQ15 X-Power

### Male

straight

### Female

straight



## 1 Form

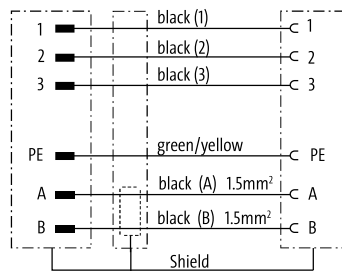
**P 8 3 4 1**

### Type

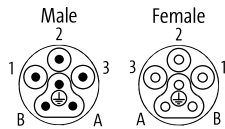
6-pole, shielded

max. 16 A (Power); max. 10 A (Signal)

### Circuit diagram



### Contact layout



## 2 Cable Type

### Jacket Color

4×2.5 + 2×1.5 mm<sup>2</sup>

orange

PUR (UL), C-tracks

P11

## 3 Cable Length

1.0 m	0100
2.0 m	0200
3.0 m	0300
5.0 m	0500
10.0 m	1000

### Technical Data

Operating voltage	max. 600 V AC (Power); max. 63 V AC/DC (Signal)
Protection	IP67 inserted and tightened (EN 60529)
Temperature range	-25...+80 °C, depending on cable quality

### Article No.

The composition of your article number is explained on page 3.1.i

7 0 0 0

-

P 8 3 4 1

-

\_\_\_\_

\_\_\_\_

**1** Form

**2** Cable Type

**3** Cable Length

### Notes

Other versions on request. Differing cable lengths up to 2 m can be ordered in 0.2 m steps, from 2 m on in 0.5 m steps.

# ROUND PLUG CONNE

With open ended wires

- 7/8"

Female  
straight



Female  
90°



Approvals:

\* only for products with UL/CSA approved cable

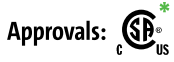
<b>1 Form</b>		<b>78021</b>	<b>78051</b>
Type	5-pole Power cable		5-pole Power cable
Circuit diagram			
Contact layout			
<b>2 Cable Type</b>		<b>Jacket Color</b>	<b>Jacket Color</b>
Wire diameter 1.0 mm <sup>2</sup> PUR/PVC		gray 965	gray 965
Wire diameter 2.5 mm <sup>2</sup> PUR (UL/CSA), robots/C-tracks		962	962
Wire diameter 1.5 mm <sup>2</sup> PUR (UL/CSA), robots/C-tracks		961	961
<b>3 Cable Length</b>			
1.5 m	0150		
3.0 m	0300		
5.0 m	0500		
7.5 m	0750		
10.0 m	1000		
<b>Technical Data</b>			
Operating voltage	max. 230/400 V AC/DC		
Protection	IP67 inserted and tightened (EN 60529)		
Temperature range	-25...+85 °C, depending on cable quality		
<b>Article No.</b>			
The composition of your article number is explained on page 3.1.i		<b>7 0 0 0</b> - - - - -	- - - - -
	<b>1 Form</b>	<b>2 Cable Type</b>	<b>3 Cable Length</b>
<b>Notes</b>		Other versions on request. Differing cable lengths up to 2 m can be ordered in 0.2 m steps, from 2 m on in 0.5 m steps.	

Round Plug Connectors Power

# ROUND PLUG CONNE

## Connection cables

- 7/8"



\* only for products with UL/CSA approved cable

**Male**  
straight

**Female**  
straight

**Male**  
90°

**Female**  
90°



1 Form		50021	50051
Type	5-pole Power cable	5-pole Power cable	5-pole Power cable
Circuit diagram			
Contact layout			
2 Cable Type		Jacket Color	Jacket Color
Wire diameter 1.0 mm <sup>2</sup> PUR/PVC		gray 965	gray 965
Wire diameter 2.5 mm <sup>2</sup> PUR (UL/CSA), robots/C-tracks		962	962
Wire diameter 1.5 mm <sup>2</sup> PUR (UL/CSA), robots/C-tracks		961	961
3 Cable Length			
0.3 m	0030		
0.6 m	0060		
1.0 m	0100		
1.5 m	0150		
2.0 m	0200		
Technical Data			
Operating voltage	max. 230/400 V AC/DC		
Protection	IP67 inserted and tightened (EN 60529)		
Temperature range	-25...+85 °C, depending on cable quality		
Article No.			
The composition of your article number is explained on page 3.1.i	<div style="display: flex; justify-content: space-around; align-items: center;"> <span style="border-bottom: 1px solid black; padding: 0 5px;">7</span> <span style="border-bottom: 1px solid black; padding: 0 5px;">0</span> <span style="border-bottom: 1px solid black; padding: 0 5px;">0</span> <span style="border-bottom: 1px solid black; padding: 0 5px;">0</span> <span style="font-size: 2em;">-</span> <span style="border-bottom: 1px solid black; padding: 0 5px;"> </span> <span style="font-size: 2em;">-</span> <span style="border-bottom: 1px solid black; padding: 0 5px;"> </span> <span style="border-bottom: 1px solid black; padding: 0 5px;"> </span> <span style="border-bottom: 1px solid black; padding: 0 5px;"> </span> </div>		
	<b>1</b> Form	<b>2</b> Cable Type	<b>3</b> Cable Length
Notes		Other versions on request. Differing cable lengths up to 2 m can be ordered in 0.2 m steps, from 2 m on in 0.5 m steps.	



Field-wireable

- 7/8"

- Screw terminals

Approvals:  us

Male

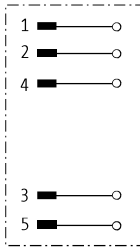
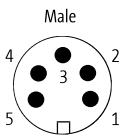
straight



Male

90°




1 Form	78081	meX	78101	meX	78141	meX
Type	5-pole		5-pole		5-pole	
Circuit diagram						
Sealing range (cable Ø)	6...8 mm		10...12 mm		6...8.7 mm	
Contact layout						
<b>Technical Data</b>						
Operating voltage	max. 250 V AC/DC					
Operating current per contact	max. 9 A					
Connection cross section	max. 1.5 mm <sup>2</sup>					
Sealing range (cable Ø)	6...8 mm		10...12 mm		6...8.7 mm	
Locking of ports	Screw thread 7/8" (recommended torque 1.5 Nm) self-securing					
Protection	IP67 inserted and tightened (EN 60529)					
Temperature range	-25...+85 °C					
<b>Article No.</b>						
The composition of your article number is explained on page 3.1.i	7 0 0 0		- - - - -		0 0 0 0	
	1 Form					
Notes	Other versions on request.					

# ROUND PLUG CONNE

Field-wireable

- 7/8"

- Screw terminals

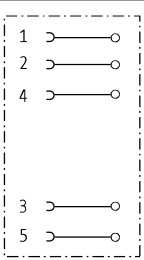
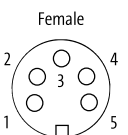
Approvals: 

Female  
straight



Female  
90°



1 Form	78201	me*	78221	me*	78261	me*
Type	5-pole		5-pole		5-pole	
Circuit diagram						
Sealing range (cable Ø)	6...8 mm		10...12 mm		6...8.7 mm	
Contact layout						
<b>Technical Data</b>						
Operating voltage	max. 250 V AC/DC					
Operating current per contact	max. 9 A					
Connection cross section	max. 1.5 mm <sup>2</sup>					
Sealing range (cable Ø)	6...8 mm		10...12 mm		6...8.7 mm	
Protection	IP67 inserted and tightened (EN 60529)					
Locking of ports	Screw thread 7/8" (recommended torque 1.5 Nm) self-securing					
Locking material	Zinc die casting, matte nickel plated					
Temperature range	-25...+85 °C					
<b>Article No.</b>						
The composition of your article number is explained on page 3.1.i	<u>7 0 0 0</u>		<u>0 0 0</u>		<u>0 0 0 0</u>	
	1 Form					
Notes	Other versions on request.					

# ROUND PLUG CONNE

Field-wireable

- 7/8"

- IDC terminals

Male

straight



Female

straight



<b>1 Form</b>	<b>78091</b>	<b>me</b>	<b>78211</b>	<b>me</b>
Type	5-pole		5-pole	
Circuit diagram				
Connection cross section	0.75...1.5 mm <sup>2</sup>			
Contact layout				
<b>Technical Data</b>				
Operating voltage	max. 230/400 V AC/DC			
Rated surge voltage	4 kV			
Operating current per contact	max. 10 A			
Material group	IEC 60664-1, category I			
Connection cross section	0.75...1.5 mm <sup>2</sup> (conductor diameter min. 0.15 mm)			
Coding	A-coded, 5-pole			
Sealing range (cable Ø)	6.8...9.5 mm			
Wire isolation	PVC, PP, TPE			
Outer wire Ø	max. 2.8 mm			
Locking of ports	Screw thread 7/8" (recommended torque 1.5 Nm) self-securing			
Protection	IP65 and IP67 when plugged and screwed down (EN 60529)			
Locking material	Brass			
Temperature range	-40...+85 °C			
<b>Article No.</b>				
The composition of your article number is explained on page 3.1.i	<div style="display: flex; justify-content: space-around; align-items: center;"> <span><u>7</u> <u>0</u> <u>0</u> <u>0</u></span> <span>-</span> <span>_____</span> <span>-</span> <span><u>0</u> <u>0</u> <u>0</u></span> <span><u>0</u> <u>0</u> <u>0</u> <u>0</u></span> </div>			
	<b>1 Form</b>			
Notes	Other versions on request.			

# ROUND PLUG CONNE

Connection accessories			Art-No.
	<b>Flange 7/8" male, pre-wired 0.2 m</b> 5-pole	7/8" Round Plug Connectors	7000-78341-9780020
	<b>Flange 7/8" female, pre-wired 0.2 m</b> 5-pole	7/8" Round Plug Connectors	7000-78381-9780020
	<b>Control cabinet entry system 7/8"</b>	7/8" Round Plug Connectors Ethernet CAT5	7000-50111-0000000
	<b>T-coupler 7/8"-7/8", female/male</b> 5-pole		7000-50061-0000000
Mounting accessories			Art-No.
	<b>Torque wrench set</b> 7/8" (1.5 Nm, SW22)	7/8" data connenctor moulded (IDC terminal)	7000-99104-0000000
	<b>Torque wrench set</b> 7/8" (1.5 Nm, SW24)	7700-XXXXX - 7/8" data connenctor moulded (screw terminals)	7000-99105-0000000
	<b>Torque wrench</b> 7/8" (1.5 Nm, SW22)	7/8" data connenctor moulded (IDC terminal)	7000-99096-0000000
	<b>Torque wrench</b> 7/8" (1.5 Nm, SW24)	7700-XXXXX - 7/8" data connenctor moulded (screw terminals)	7000-99097-0000000

## X-ON Electronics

Largest Supplier of Electrical and Electronic Components

*Click to view similar products for [Ethernet Modules](#) category:*

*Click to view products by [Murr Elektronik](#) manufacturer:*

Other Similar products are found below :

[TDKEZW3](#) [V23993-USB1029A](#) [100-POE4](#) [X520QDA1](#) [BCM84794A1KFSBG](#) [X520DA2OCP](#) [808-38157](#) [7506GX2](#) [TC EXTENDER 2001](#)  
[ETH-2S](#) [105FX-SC-MDR](#) [110FX2-SC](#) [7000-P3201-P050150](#) [750-451](#) [750-494](#) [750-495](#) [750-501](#) [750-612](#) [750-627](#) [750-643](#) [750-652](#) [750-](#)  
[653/003-000](#) [750-940](#) [753-440](#) [753-540](#) [852-1812](#) [852-1813](#) [852-1816](#) [LANTICK PE-0-16](#) [LANTICK PE-16-0](#) [RBMTXLITE-](#)  
[L4X2.X.X.X.X.](#) [EKI-7708E-4F-AE](#) [EKI-7708E-4FP-AE](#) [EKI-7708G-4FP-AE](#) [2352903-2](#) [753-620](#) [EKI-2706G-1GFPI-BE](#) [SW-125](#) [SW-525](#)  
[7000-74712-4780030](#) [7000-74712-4780060](#) [7000-74712-4780100](#) [7000-74712-4780150](#) [750-331](#) [753-649](#) [852-1200](#) [852-1210](#) [852-1280](#)  
[PM02TWA](#) [ICR-1601G](#) [BOXER-6641-A1-1110](#)