



# Cement Power Resistors (RoHS Compliant)

# CR-RC Series

## FEATURES

- Temperature Range: -55°C ~ +155°C
- 5% tolerance
- Exceptionally small, sturdy, and reliable
- Sealed with a special cement
- Excellent moisture resistance
- High temperature stability
- Ceramic flame retardant package
- Recommended wash method is alcohol



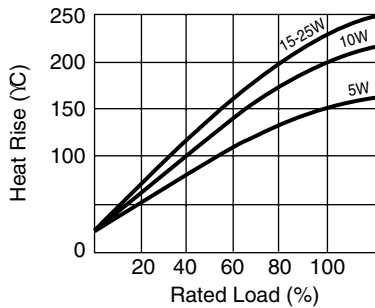
LEAD-FREE



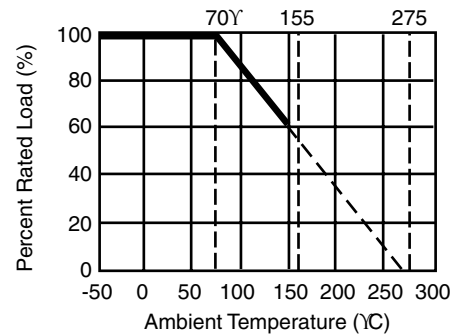
RoHS Compliant



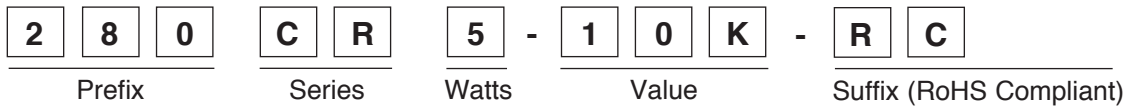
## HEAT RISE CHART



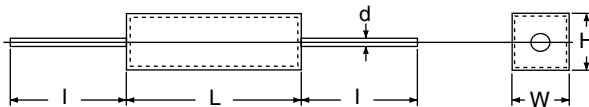
## DERATING CURVE



## PART NUMBERING SYSTEM



## SERIES, WATTAGE, VALUE-RANGE, AND DIMENSIONS



Series	Watts (W)	Value Ranges (Ω)		Dimensions (mm)				
		Wire Wound	Metal Oxide	L ±1	W ±1	H ±1	l ±5	d ±0.05
CR	5	0.1 ~ 47	48 ~ 25K	22	10	9	35	0.75
CR	10	0.1 ~ 910	911 ~ 25K	49	10	9	35	0.75
CR	15	1 ~ 1K	-- N/A --	49	12.5	11.5	35	0.75
CR	25	2 ~ 1.0K	-- N/A --	64	14.5	13.5	35	0.75

## STANDARD STOCKED VALUES (Ω)

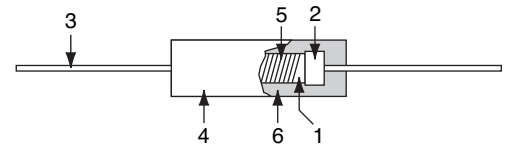
0.1	0.33	0.56	1.0	1.8	3.3	4.7	6.8	11	18	27	43	62	100	160	250	390	560	910	1.5K	2.4K	4.7K
0.15	0.39	0.62	1.1	2.0	3.6	5.0	7.5	12	20	30	47	68	110	180	270	430	620	1.0K	1.6K	2.7K	5.0K
0.2	0.43	0.68	1.2	2.2	3.9	5.1	8.2	13	22	33	50	75	120	200	300	470	680	1.1K	1.8K	3.0K	10K
0.22	0.47	0.75	1.3	2.4	4.0	5.6	9.1	15	24	36	51	82	130	220	330	500	750	1.2K	2.0K	3.3K	20K
0.27	0.5	0.82	1.5	2.7	4.3	6.2	10	16	25	39	56	91	150	240	360	510	820	1.3K	2.2K	3.9K	25K
0.3	0.51	0.91	1.6	3.0																	

\*Other values available by special request



## CONSTRUCTION

No.	Subpart Name	Material	Material Generic Name
1	Body	Rod Type Ceramics	Al <sub>2</sub> O <sub>3</sub> , SiO <sub>2</sub>
2	End Cap	Tin plated iron surface	Tin : 5%, Iron : 95%
3	Lead	Annealed copper wire (Electrosolder plated surface) Pb Free	Tin-Coated Copper wire
4	Ceramic Case	Ceramic	Al <sub>2</sub> O <sub>3</sub> , SiO <sub>2</sub>
5	Resistance wire	Ni-Cr Alloy	Ni-Cr Alloy
6	Filling Materials	Quartz mixed sand	SiO <sub>2</sub>



**Cement: Wire wound**

## CHARACTERISTICS

Characteristics	Limits		Test Methods ( JIS C 5201-1 )															
Temperature coefficient	± 350 PPM / °C Max. <20Ω ± 400 PPM / °C		5.2 Natural resistance change per temp. degree centigrade. R <sub>2</sub> -R <sub>1</sub> ———— x10 <sup>6</sup> (PPM / °C) R <sub>1</sub> (t <sub>2</sub> -t <sub>1</sub> ) R <sub>1</sub> : Resistance value at room temperature (t <sub>1</sub> ) R <sub>2</sub> : Resistance value at room temp. plus 100 °C (t <sub>2</sub> )															
Dielectric withstanding voltage	No evidence of flashover, mechanical damage, arcing or insulation break down		5.7 Resistors shall be clamped in the trough of a 90° metallic V-block and shall be tested at AC potential respectively for 60 +10/ -0 secs.															
Temperature cycling	Resistance change rate is ± (2% + 0.05Ω) Max. with no evidence of mechanical damage		7.4 Resistance change after continuous 5 cycles for duty shown below: <table border="1"> <thead> <tr> <th>Step</th> <th>Temperature</th> <th>Time</th> </tr> </thead> <tbody> <tr> <td>1</td> <td>-55 °C ± 3 °C</td> <td>30 mins</td> </tr> <tr> <td>2</td> <td>Room temp.</td> <td>10 ~ 15 mins</td> </tr> <tr> <td>3</td> <td>+155 °C ± 2 °C</td> <td>30 mins</td> </tr> <tr> <td>4</td> <td>Room temp.</td> <td>10 ~ 15 mins</td> </tr> </tbody> </table>	Step	Temperature	Time	1	-55 °C ± 3 °C	30 mins	2	Room temp.	10 ~ 15 mins	3	+155 °C ± 2 °C	30 mins	4	Room temp.	10 ~ 15 mins
Step	Temperature	Time																
1	-55 °C ± 3 °C	30 mins																
2	Room temp.	10 ~ 15 mins																
3	+155 °C ± 2 °C	30 mins																
4	Room temp.	10 ~ 15 mins																
Short time overload	Resistance change rate is ± (5% + 0.05Ω) Max. with no evidence of mechanical damage		5.5 Permanent resistance change after the application of a potential of 2.5 times RCWV for 5 seconds															
Load life in humidity	<b>Resistance value</b> Wire-wound	<b>Δ R/R</b> ± 5%	7.9 Resistance change after 1,000 hours operating at RCWV with duty cycle of (1.5 hours "on", 0.5 hour "off") in a humidity test chamber controlled at 40 °C ± 2 °C and 90 to 95 % relative humidity															
Load life	<b>Resistance value</b> Wire-wound	<b>Δ R/R</b> ± 5%	7.10 Permanent resistance change after 1,000 hours operating at RCWV with duty cycle of (1.5 hours "on", 0.5 hour "off") at 70 °C ± 2 °C															
Terminal strength	No evidence of mechanical damage		<b>6.1 Direct load :</b> Resistance to a 2.5 kgs direct load for 10 secs. in the direction of the longitudinal axis of the terminal leads <b>Twist test :</b> Terminal leads shall be bent through 90 ° at a point of about 6mm from the body of the resistor and shall be rotated through 360° about the original axis of the bent terminal in alternating direction for a total of 3 rotations															
Resistance to soldering heat	Resistance change rate is ± (1% + 0.05Ω) Max. with no evidence of mechanical damage		6.4 Permanent resistance change when leads immersed to 3.2 to 4.8 mm from the body in 350 °C ± 10 °C solder for 3 ± 0.5 secs.															
Solderability	95 % coverage Min.		6.5 The area covered with a new , smooth clean , shiny and continuous surface free from concentrated pinholes. Test temp. of solder : 245 °C ± 3 °C Dwell time in solder : 2 ~ 3 seconds															

## X-ON Electronics

Largest Supplier of Electrical and Electronic Components

*Click to view similar products for [Ceramic Composition Resistors](#) category:*

*Click to view products by [Netech](#) manufacturer:*

Other Similar products are found below :

[47250](#) [CCR21K0KT](#) [RC1R0EA1K00KE](#) [109AS502KDS](#) [250AS280JDS](#) [109AS333KDS](#) [890SP501K](#) [890AS682LDS](#) [1044AS301KDS](#) [1-1623720-7](#) [HPC1C394K](#) [DFN51120](#) [PCF2CT631R121K](#) [PCF2C561K](#) [PCF1CT631R221K](#) [PCF1C221K](#) [PCF1/2C683K](#) [PCF1/2C471K](#) [PCF1/2C151K](#) [PCF1/2C100K](#) [HPC1C681K](#) [HPC1/2C332K](#) [HPC1/2C471K](#) [HPC1/2CT52A102K](#) [HPC1C102K](#) [HPC1C103K](#) [HPC1C121K](#) [HPC1C123K](#) [HPC1C153K](#) [HPC1C183K](#) [HPC1C220K](#) [HPC1C221K](#) [HPC1C223K](#) [HPC1C224K](#) [HPC1C272K](#) [HPC1C331K](#) [HPC1C332K](#) [HPC1C390K](#) [HPC1C470K](#) [HPC1C471K](#) [HPC1C561K](#) [HPC1C680K](#) [HPC1C820K](#) [HPC2C100K](#) [HPC2C101K](#) [HPC2C103K](#) [HPC2C121K](#) [HPC2C151K](#) [HPC2C182K](#) [HPC2C123K](#)