

**TRUST
THE
ORIGINAL**

BNC Connectors



NEUTRIK®


Content Page

UHD BNC - rearTWIST Cable Connectors	4
UHD BNC - Chassis	4
rearTWIST HD Cable Connectors	5
Cable to Connector Guide	6
Connector to Cable Guide	11
HD BNC Chassis	13
HD BNC.Cable Jack Panel Version	14
Technical Data	15
Accessories	16

General information:

Definition, Abbreviation & Useful Information	17
Neutrik Part Number Guide	18
Neutrik Product Line	19

BNC Connectors



NEUTRIK® 75 Ω BNC Connectors




Neutrik offers a variety of 75 Ω cable and chassis BNC connectors. The rearTWIST cable connectors are easy to handle in high density applications such as video patchbays and switches, provide a tactile and fast assembly and offer colour coding as a standard. All parts of our BNC series are precisely machined to our high quality standards.

rearTWIST® UHD – BNC Connector




With the transition to 4K or even 8K-signals the impedance of BNC connectors became more important than ever. Every deviate impedance has a negative influence on return loss and VSWR (Voltage Standing Wave Ratio) which are important measurements for reflected signals in a transmission line. Especially on high data rates up to 24 Gb/s, as they occur when transmitting ultra high definition (UHD) signals, an impedance mismatch results in high return loss.

Neutrik's new rearTWIST UHD-BNC connector is a specifically for high frequencies optimized BNC connector; based on the proven rearTWIST technology. The unique insulator design in combination with the reduced crimp diameter of the gold plated center pin allows UHD-data transmission within the required return loss limits.



Features & Benefits

- ① Screen and cable jacket crimp instead of screen crimp only. Grooved inner surface holds the cable jacket to prevent tearing braids.
- ② High frequency optimized insulator design for UHD-transmissions.
- ③ Reduced pin crimp diameter for performance improvement (return loss values).
- ④ Swiss antraloy plating
- ⑤ rearTWIST boot for easy access in high density applications.



Gold plated contacts



Precise Swiss machined parts



rearTWIST UHD & Panel Version

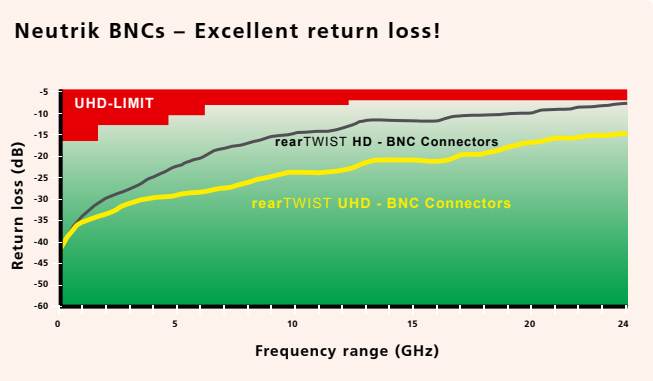


NBNC75BFG7X

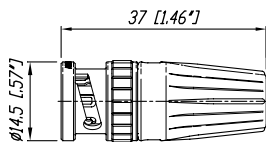


NBB75DFGX

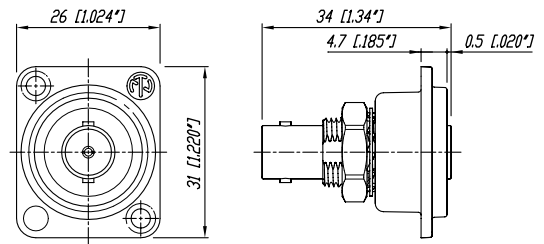
- Optimized contact pin and insulator design for UHD-data transmission
- Proven rearTWIST technology
- Swiss antraloxy plating
- Available for common cable types
- Fully compatible with conventional BNC chassis connectors
- D-size feedthrough chassis connectors



NBNC75*



NBB75DFG






Bayonet locking



Gold plated contacts



9 different colors available



Female cable jack



rearTWIST HD



NBNC75BFG7



NBNC75BLP7



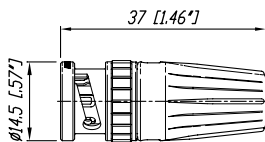
NBNB75GLP9



NBTB75CFI4

- "rearTWIST Principle" locking / unlocking using the easily accessible soft touch boot (Patent DE 100 48507)
- Ideal for recessed bulkheads where access to the "head" of the connector might be an issue. These connectors turn from the back and not the front.
- Snug-fit center pin insert provides tactile feedback
- Shield and jacket crimp technology prevents the problem of an exposed grounding braid on cable assemblies
- Large version for RG 11 cable
- Precise Swiss machined brass parts for outstanding durability
- Accessories include color coded boots in 10 standard colors, crimp tool and dies
- Sleek female cable jack e.g. for Y-cables

NBNC75*



	rearTWIST UHD	rearTWIST HD	rearTWIST HD Tiny	Cable Jack & Panel	Pin Crimp in mm	Hex Crimp in mm	Stripping Tool				
					UHD	HD		CS-BNC-RT	CS-BNC-LCS	CS-BNC-LCV	+ CS-BNC-TCI

■ Argosy Image

Argosy Image 360	NBNC75BFG7X	NBNC75BFG7			1.07	1.6	5.00	●	-	-	-
Argosy Image 720	NBNC75BLP9X	NBNC75BLP9			1.07	1.6	6.47	●	-	-	-
Argosy Image 1000	NBNC75BUU11X	NBNC75BUU11		NBNB75GUU11	1.07	1.6	7.36	●	-	-	-

■ Belden

Belden 1277R, 1278R, 1279R			NBTC75BNN5			1.6	4.53	●	-	-	●
Belden 1406B, 1407B, 1417B			NBTC75BVV5			1.6	5.00	●	-	-	●
Belden 1426A, 1505A (ANH), 4505R	NBNC75BLP9X	NBNC75BLP9		NBNB75GLP9	1.07	1.6	6.47	●	-	-	-
Belden 1505F	NBNC75BJP9X	NBNC75BJP9			1.07	1.6	6.47	●	-	-	-
Belden 1506A		NBNC75BIJ9				1.6	5.41	●	-	-	-
Belden 1520A, 1521A, 1522A, 179DT			NBTC75BFI4	NBTB75CFI4		1.6	4.06	●	-	-	●
Belden 1694A (ANH, DNH), 4694R											
Belden 70082, 70082CH & 70082NH	NBNC75BTU11X	NBNC75BTU11			1.07	1.6	7.36	●	-	-	-
	NBNC75BTUP11X				1.07		7.06	●	-	-	-
Belden 1694F		NBNC75BRU11				1.6	7.36	●	-	-	-
Belden 1695A	NBNC75BQP11X	NBNC75BQP11				1.6	6.47	●	-	-	-
Belden 1855A	NBNC75BDD6X	NBNC75BDD6			1.07	1.6	4.53	●	-	-	-
Belden 1865A			NBTC75BXX6			1.6	5.00	●	-	-	●
Belden 1855ENH	NBNC75BFG7X	NBNC75BFG7			1.07	1.6	5.00	●	-	-	-
Belden 7731A (ANH)		NBLC75BVZ17				1.8	10.00	-	-	●	-
Belden 8218			NBTC75BXX5			1.6	5.00	●	-	-	●
Belden 8241	NBNC75BLP7X	NBNC75BLP7			1.07	1.6	6.47	●	-	-	-
Belden 8241F	NBNC75BLP9X	NBNC75BLP9		NBNB75GLP9	1.07	1.6	6.47	●	-	-	-
Belden 8281		NBNC75BXY9				1.6	8.23	●	-	-	-
Belden 8281F		NBNC75BY9				1.6	8.23	●	-	-	-
Belden 9221			NBTC75BLI4			1.6	4.06	●	-	-	●
Belden 1794A		NBNC75BZV14				1.6	8.23	●	-	-	-

■ CAE

CAE MC75			NBTC75BLI5	NBTB75CLI5		1.6	4.06	●	-	-	●
CAE MC75.39			NBTC75BVX6			1.6	5.00	●	-	-	●
CAE KX6A	NBNC75BLP7X	NBNC75BLP7			1.07	1.6	6.47	●	-	-	-
CAE VCB75		NBNC75BNP9				1.6	6.47	●	-	-	-
CAE VCB 100		NBNC75BXU13				1.6	7.36	●	-	-	-
CAE HD1250FLEX		NBNC75BXU13				1.6	7.01	●	-	-	-
CAE HD10460LSZH		NBNC75BTS11				1.6	7.01	●	-	-	-
CAE HD0628LSZH	NBNC75BFG7X	NBNC75BFG7			1.07	1.6	5.00	●	-	-	-
CAE HD08370LSZH	NBNC75BLP9X	NBNC75BLP9			1.07	1.6	6.47	●	-	-	-
CAE HD16720LSZH		NBLC75BVZ17				1.8	10.00	-	-	●	-

■ Canare

Canare L-3CFB, L-3C2VS		NBNC75BHK7				1.6	5.41	●	-	-	-
Canare L-4CFB	NBNC75BLP9X	NBNC75BLP9		NBNB75GLP9	1.07	1.6	6.47	●	-	-	-
Canare L-4.5CHD, L-4.5CHWS	NBNC75BTU11X	NBNC75BTU11			1.07	1.6	7.36	●	-	-	-
Canare L-5CFB		NBNC75BYY11				1.6	8.23	●	-	-	-
Canare LV-61S	NBNC75BLP7X	NBNC75BLP7			1.07	1.6	6.47	●	-	-	-
Canare LV-77S		NBNC75BYY9				1.6	8.23	●	-	-	-
Canare V(3-5)-3C		NBNC75BGG7				1.6	5.00	●	-	-	-
Canare V(3-5)-4CFB		NBNC75BJJ9				1.6	5.41	●	-	-	-
Canare V(3-5)-5C		NBNC75BRS9				1.6	7.01	●	-	-	-

	rearTWIST	rearTWIST	rearTWIST	Cable Jack & Panel	Pin Crimp		Hex Crimp	Stripping						
	UHD	HD	HD Tiny		in mm	in mm	in mm	Tool						
					UHD	HD		CS-BNC-RT	CS-BNC-LCS	CS-BNC-LCV	+ CS-BNC-TCI			
Canare V(3-5)-5CFB		NBNC75BWS11				1.6	7.01	●	-	-	-			
Canare L-1.5C2VS			NBTC75BLI4			1.6	4.06	●	-	-	●			
Canare L-3CFW	NBNC75BLP7X	NBNC75BLP7			1.07	1.6	6.47	●	-	-	-			
Canare L-5CFW		NBNC75BY11				1.6	8.23	●	-	-	-			
■ Canford														
Canford SDV-M		NBTB75CNN5				1.6	4.53	●	-	-	●			
Canford SDV, SDV-X, SDM	NBNC75BFG7X	NBNC75BFG7			1.07	1.6	5.00	●	-	-	-			
Canford SDV-L, SDV-F		NBNC75BWS11				1.6	7.01	●	-	-	-			
Canford SDV-F, SDV-XF		NBNC75BUU11				1.6	7.36	●	-	-	-			
Canford SDV-HD		NBLC75BVZ17				1.8	10.00	-	-	●	-			
Canford SDV-F-HD		NBNC75BWU13				1.6	7.36	●	-	-	-			
Canford SDV-I-X-LFH	NBNC75BLP9X				1.07	1.6	6.47	●	-	-	-			
Canford VCS (BBC PSF1/3)		NBNC75BLS7				1.6	7.01	●	-	-	-			
■ Clark														
Clark CD7559-0, CD7559F-0	NBNC75BLP9X	NBNC75BLP9			1.07	1.6	6.47	●	-	-	-			
Clark CD7523-7	NBNC75BDD6X	NBNC75BDD6			1.07	1.6	4.53	●	-	-	●			
Clark CD7506-0	NBNC75BTU11X	NBNC75BTU11			1.07	1.6	7.36	●	-	-	-			
Clark CD7506F-0		NBNC75BRU11				1.6	7.36	●	-	-	-			
■ Commscope														
Commscope 2065V		NBNC75BIJ9				1.6	5.41	●	-	-	-			
Commscope 2279V		NBNC75BQP11				1.6	6.47	●	-	-	-			
Commscope 5563	NBNC75BLP7X	NBNC75BLP7			1.07	1.6	6.47	●	-	-	-			
Commscope 5565	NBNC75BLP9X	NBNC75BLP9	NBNB75GLP9		1.07	1.6	6.47	●	-	-	-			
Commscope 5765	NBNC75BTU11X	NBNC75BTU11			1.07	1.6	7.36	●	-	-	-			
Commscope 7536 (03-05)			NBTC75BXX6			1.6	5.00	●	-	-	●			
Commscope 7538	NBNC75BDD6X	NBNC75BDD6			1.07	1.6	4.53	●	-	-	-			
■ Cordial														
Cordial CVI 3-7	NBNC75BFG7X	NBNC75BFG7			1.07	1.6	4.53	●	-	-	-			
Cordial CVI 06-28	NBNC75BFG7X	NBNC75BFG7			1.07	1.6	5.00	●	-	-	-			
Cordial CVI 06-28HD, CVI 06-28HD-FRNC	NBNC75BFG7X	NBNC75BFG7			1.07	1.6	5.00	●	-	-	-			
Cordial CVI (CVM) 06-37	NBNC75BLP7X	NBNC75BLP7			1.07	1.6	6.47	●	-	-	-			
Cordial CVI 08-37 HD-FRNC		NBNC75BNP9				1.6	6.47	●	-	-	-			
Cordial CVI 10-48 HD	NBNC75BUU11X	NBNC75BUU11			1.07	1.6	7.36	●	-	-	-			
Cordial CVI 10-48 HD-FRNC		NBNC75BWS11				1.6	7.01	●	-	-	-			
Cordial CVM 08-32 HD-FLEX		NBNC75BIJ9				1.6	5.41	●	-	-	-			
Cordial CVM 12-50 HD-FLEX		NBNC75BWU13				1.6	7.36	●	-	-	-			
■ Draka Multimedia Cable														
0.31 / 1.45 AF, 753-1304(2), 755-1302			NBTC75BFI4	NBTB75CFI4		1.6	4.06	●	-	-	●			
0.41 / 1.9 AF, 753-1104, 755-1103, 755-1101			NBTC75BNN5	NBTB75CINN5		1.6	4.53	●	-	-	●			
0.51 / 2.3 Dz, 757-1001, VADN 7243			NBTC75BVX6			1.6	5.00	●	-	-	●			
0.6 / 2.8 AF, 0.6 L / 2.8 AF	NBNC75BFG7X	NBNC75BFG7			1.07	1.6	5.00	●	-	-	-			
HD Pro 0.6/2.8 AF	NBNC75BFG7X	NBNC75BFG7			1.07	1.6	5.00	●	-	-	-			
0.6 / 3.7, 0.6L / 3.7	NBNC75BLP7X	NBNC75BLP7			1.07	1.6	6.47	●	-	-	-			

	rearTWIST UHD	rearTWIST HD	rearTWIST HD Tiny	Cable Jack & Panel	Pin Crimp in mm	Hex Crimp in mm	Stripping Tool				
					UHD	HD	CS-BNC-RT	CS-BNC-LCS	CS-BNC-LCV	+ CS-BNC-TCI	
0.6 / 3.7 Dz		NBNC75BLS7				1.6	7.01	●	-	-	-
0.8 / 3.7 AF, 755-801(803, 804)	NBNC75BLP9X	NBNC75BLP9		NBNB75GLP9	1.07	1.6	6.47	●	-	-	-
Highflex 08L/3.7D, HD Pro 0.8/3.7 AF	NBNC75BLP9X	NBNC75BLP9			1.07	1.6	6.47	●	-	-	-
0.8 / 4.9 Dz		NBNC75BXY9				1.6	8.23	●	-	-	-
1.0 / 4.8 AF, 755-901/5	NBNC75BUU11X	NBNC75BUU11		NBNB75GUU11	1.07	1.6	7.36	●	-	-	-
1.2L / 4.8Dz, 1.2L / 4.95AF		NBNC75BWU13				1.6	7.36	●	-	-	-
1.4 / 6.6 AF		NBLC75BSX14				1.75	9.73	-	●	-	-
1.6 / 7.3AF		NBLC75BVZ17				1.8	10.00	-	-	●	-
■ Kabeltronik											
Kabeltronik HFV 1.0/4.8 AF-FRNC		NBNC75BRU11				1.6	7.36	●	-	-	-
Kabeltronik HFV 0.6/2.8 AF-FRNC	NBNC75BFG7X	NBNC75BFG7			1.07	1.6	5.00	●	-	-	-
Kabeltronik MVP 5x 0.6/2.8 AF-FRNC	NBNC75BFG7X	NBNC75BFG7			1.07	1.6	5.00	●	-	-	-
■ KLOTZ											
KLOTZ V06/28, V062SH, VMXx75Y	NBNC75BFG7X	NBNC75BFG7			1.07	1.6	5.00	●	-	-	-
KLOTZ V06/37	NBNC75BLP7X	NBNC75BLP7			1.07	1.6	6.47	●	-	-	-
KLOTZ V08/37H, VD083SH	NBNC75BLP9X	NBNC75BLP9			1.07	1.6	6.47	●	-	-	-
KLOTZ VD083LP 0.8L/3.7DZ	NBNC75BJP9X	NBNC75BJP9			1.07	1.6	6.47	●	-	-	-
KLOTZ V10/48, V10/48H	NBNC75BUU11X	NBNC75BUU11		NBNB75GUU11	1.07	1.6	7.36	●	-	-	-
KLOTZ V16/72		NBLC75BVZ17				1.8	10.00	-	-	●	-
■ Nexans											
Nexans HF 75 0.6/2.9 02YS(ST)CH	NBNC75BFG7X	NBNC75BFG7			1.07	1.6	5.00	●	-	-	-
Nexans HF 75 1.6/7.2 02Y(ST)C(ST)H		NBNC75BVZ17				1.8	10.00	-	-	●	-
Nexans HF 75 0.6/3.7 2YCY	NBNC75BLP7X	NBNC75BLP7			1.07	1.6	6.47	●	-	-	-
■ Percon											
Percon VK2			NBTC75BNN5			1.6	4.53	●	-	-	●
Percon VK5	NBNC75BFG7X	NBNC75BFG7			1.07	1.6	5.00	●	-	-	-
Percon VK6	NBNC75BLP9X	NBNC75BLP9			1.07	1.6	6.47	●	-	-	-
Percon VK7	NBNC75BUU11X	NBNC75BUU11			1.07	1.6	7.36	●	-	-	-
Percon VK77	NBNC75BTU11X	NBNC75BTU11			1.07	1.6	7.36	●	-	-	-
Percon VK770F		NBNC75BWU13				1.6	7.36	●	-	-	-
Percon VK8		NBLC75BSX14				1.75	9.73	-	●	-	-
Percon VK9		NBLC75BVZ17				1.8	10.0	-	-	●	-
Percon VK95	NBNC75BLP7X	NBNC75BLP7			1.07	1.6	6.47	●	-	-	-
■ Proel											
Proel HPC 805	NBNC75BLP7X	NBNC75BLP7			1.07	1.6	6.47	●	-	-	-
Proel HPC 810	NBNC75BLP9X	NBNC75BLP9			1.07	1.6	6.47	●	-	-	-
Proel HPC 820		NBNC75BFH6				1.6	5.00	●	-	-	-
■ RG											
RG11		NBLC75BVZ17				1.8	10.00	-	-	●	-
RG59B/U	NBNC75BLP7X	NBNC75BLP7			1.07	1.6	6.47	●	-	-	-
RG179B/U			NBTC75BLI4			1.6	4.06	●	-	-	●

	rearTWIST	rearTWIST	rearTWIST	Cable Jack	Pin Crimp	Hex Crimp	Stripping				
	UHD	HD	HD Tiny	& Panel	in mm	in mm	Tool				
					UHD	HD		CS-BNC-RT	CS-BNC-LCS	CS-BNC-LCV	+ CS-BNC-TCI

■ SOMMER

SOMMER 600-0051 (M/L/S)	NBNC75BLP7X	NBNC75BLP7			1.07	1.6	6.47	●	-	-	-
SOMMER 600-0054 (M/L/S)	NBNC75BLP7X	NBNC75BLP7			1.07	1.6	6.47	●	-	-	-
SOMMER 600-0101M	NBNC75BFG7X	NBNC75BFG7			1.07	1.6	5.00	●	-	-	-
SOMMER 600-0104M	NBNC75BFG7X	NBNC75BFG7			1.07	1.6	5.00	●	-	-	-
SOMMER 600-162(F), Vctor 0.8/3.7	NBNC75BLP9X	NBNC75BLP9			1.07	1.6	6.47	●	-	-	-
SOMMER 600-025* -03 (05)			NBTC75BLI5	NBTB75CLI5		1.6	4.06	●	-	-	●
SOMMER 600-0701			NBTC75BLI5	NBTB75CLI5		1.6	4.06	●	-	-	●
SOMMER 600-020* -03 (05)			NBTC75BLI5	NBTB75CLI5		1.6	4.06	●	-	-	●
SOMMER 600-0451	NBNC75BLP9X	NBNC75BLP9		NBNB75GLP9	1.07	1.6	6.47	●	-	-	-
SOMMER 600-0751			NBTC75BVX6			1.6	5.00	●	-	-	●

■ Suhner

Suhner G02233			NBTC75BFI4	NBTB75CFI4		1.6	4.06	●	-	-	●
Suhner G04233D		NBNC75BLS7				1.6	7.01	●	-	-	-
Suhner S02223			NBTC75BLI4			1.6	4.06	●	-	-	●
Suhner S04233, S04263	NBNC75BLP9X	NBNC75BLP9		NBNB75GLP9	1.07	1.6	6.47	●	-	-	-
Suhner S05133-07	NBNC75BTU11X	NBNC75BTU11			1.07	1.6	7.36	●	-	-	-
Suhner S05163-02	NBNC75BTU11X	NBNC75BTU11			1.07	1.6	7.36	●	-	-	-

■ Tesca

Tesca Bengal			NBTC75BNS4			1.6	4.53	●	-	-	●
Tesca Supra	NBNC75BFG7X	NBNC75BFG7			1.07	1.6	5.00	●	-	-	-
Tesca Massimo		NBLC75BSX14				1.75	9.73	-	●	-	-
Tesca Sphere		NBLC75BVZ17				1.8	10.00	-	-	●	-
Tesca Presto		NBNC75BJP9				1.6	6.47	●	-	-	-
Tesca Prima		NBNC75BTS11				1.6	7.01	●	-	-	-
Tesca Linea		NBNC75BNP9				1.6	6.47	●	-	-	-
Tesca Vostok		NBNC75BWS12				1.6	7.01	●	-	-	-
Tesca Dublo		NBNC75BWS12				1.6	7.01	●	-	-	-

■ Van Damme

Van Damme 268-175-000	NBNC75BUU11X	NBNC75BUU11			1.07	1.6	7.36	●	-	-	-
Van Damme 268-275-000	NBNC75BJP9X	NBNC75BJP9			1.07	1.6	6.47	●	-	-	-
Van Damme 268-306-000	NBNC75BLP9X	NBNC75BLP9			1.07	1.6	6.47	●	-	-	-
Van Damme 268-408-000			NBTC75BFI14			1.6	6.47	●	-	-	●
Van Damme 268-475-000	NBNC75BTU11X	NBNC75BTU11			1.07	1.6	7.36	●	-	-	-
Van Damme 268-675-000	NBNC75BTU11X	NBNC75BTU11			1.07	1.6	7.36	●	-	-	-
Van Damme 278-475-000		NBLC75BVZ17				1.8	10.00	-	-	●	-
Van Damme 278-175-000	NBNC75BUU11X	NBNC75BUU11			1.07	1.6	7.36	●	-	-	-
Van Damme 278-975-000	NBNC75BLP9X	NBNC75BLP9			1.07	1.6	6.47	●	-	-	-
Van Damme 278-775-000			NBTC75BSS5			1.6	4.53	●	-	-	●
Van Damme 278-075-000	NBNC75BFG7X	NBNC75BFG7			1.07	1.6	5.00	●	-	-	-
Van Damme 278-075-006	NBNC75BFG7X	NBNC75BFG7			1.07	1.6	5.00	●	-	-	-
Van Damme 278-375-000	NBNC75BUU11X	NBNC75BUU11			1.07	1.6	7.36	●	-	-	-

	Inner Conductor	Insulator	Cable O.D. mm	Pin crimp mm (square)	Hex Crimp mm	Stripping Tool			
						CS-BNC-RT	CS-BNC-LCS	CS-BNC-LCV	+ CS-BNC-TCI

rearTWIST HD & UHD

NBLC75BVZ17	< 1.7	< 8.0	< 10.4	1.80 (Hex crimp)	10.00	-	-	●	-
NBLC75BSX14	< 1.4	< 6.6	< 9.5	1.75 (Hex crimp)	9.73	-	●	-	-
NBNC75BDD6	< 0.6	< 2.8	< 4.3	1.6	4.53	●	-	-	-
NBNC75BDD6X	< 0.6	< 2.8	< 4.3	1.07	4.53	●	-	-	-
NBNC75BFG7	< 0.7	< 3.1	< 4.7	1.6	5.00	●	-	-	-
NBNC75BFG7X	< 0.7	< 3.1	< 4.7	1.07	5.00	●	-	-	-
NBNC75BFH6	< 0.6	< 3.1	< 4.9	1.6	5.00	●	-	-	-
NBNC75BGG7	< 0.7	< 3.2	< 4.7	1.6	5.00	●	-	-	-
NBNC75BHK7	< 0.7	< 3.3	< 5.6	1.6 (or 1.75 Hex)	5.41	●	-	-	-
NBNC75BIJ9	< 0.9	< 3.6	< 5.3	1.6	5.41	●	-	-	-
NBNC75BIJ9	< 0.9	< 3.8	< 5.3	1.6	5.41	●	-	-	-
NBNC75BJP9	< 0.9	< 3.8	< 6.3	1.6	6.47	●	-	-	-
NBNC75BJP9X	< 0.9	< 3.8	< 6.3	1.07	6.47	●	-	-	-
NBNC75BLP7	< 0.7	< 3.8	< 6.3	1.6	6.47	●	-	-	-
NBNC75BLP7X	< 0.7	< 3.8	< 6.3	1.07	6.47	●	-	-	-
NBNC75BLP9	< 0.9	< 3.8	< 6.3	1.6	6.47	●	-	-	-
NBNC75BLP9X	< 0.9	< 3.8	< 6.3	1.07	6.47	●	-	-	-
NBNC75BLS7	< 0.7	< 3.8	< 6.9	1.6	7.01	●	-	-	-
NBNC75BNP9	< 0.9	< 4.1	< 6.3	1.6	6.47	●	-	-	-
NBNC75BQP11	< 1.1	< 4.5	< 6.3	1.6	6.47	●	-	-	-
NBNC75BQP11X	< 1.1	< 4.5	< 6.3	1.07	6.47	●	-	-	-
NBNC75BRS9	< 0.9	< 4.8	< 6.9	1.6	7.01	●	-	-	-
NBNC75BTS9	< 0.9	< 4.7	< 6.9	1.6	7.01	●	-	-	-
NBNC75BTS11	< 1.1	< 4.7	< 6.9	1.6	7.01	●	-	-	-
NBNC75BTU11	< 1.1	< 4.7	< 7.3	1.6	7.36	●	-	-	-
NBNC75BTU11X	< 1.1	< 4.7	< 7.3	1.07	7.36	●	-	-	-
NBNC75BTUP11X	< 1.1	< 4.7	< 7.3	1.07	7.06	●	-	-	-
NBNC75BTU13	< 1.3	< 4.7	< 7.3	1.6	7.36	●	-	-	-
NBNC75BUU11	< 1.1	< 4.9	< 7.3	1.6	7.36	●	-	-	-
NBNC75BUU11X	< 1.1	< 4.9	< 7.3	1.07	7.36	●	-	-	-
NBNC75BRU11	< 1.1	< 4.7	< 7.3	1.6	7.36	●	-	-	-
NBNC75BWS11	< 1.1	< 5.1	< 6.9	1.6	7.01	●	-	-	-
NBNC75BWS12	< 1.2	< 5.1	< 6.9	1.6	7.01	●	-	-	-
NBNC75BWU13	< 1.4	< 5.1	< 7.3	1.6	7.36	●	-	-	-
NBNC75BXU13	< 1.4	< 5.3	< 7.3	1.6	7.36	●	-	-	-
NBNC75BXY9	< 0.9	< 5.3	< 8.0	1.6	8.23	●	-	-	-
NBNC75BYY9	< 0.9	< 5.2	< 8.0	1.6	8.23	●	-	-	-
NBNC75BYY11	< 1.1	< 5.2	< 8.0	1.6	8.23	●	-	-	-
NBNC75BZV14	< 1.4	< 5.2	< 8.0	1.6 (or 1.75 Hex)	8.23	●	-	-	-

rearTWIST TINY

NBTC75BFI4	< 0.4	< 1.6	< 2.9	1.6	4.06	●	-	-	●
NBTC75BLI4	< 0.4	< 1.8	< 2.9	1.6	4.06	●	-	-	●
NBTC75BLI5	< 0.5	< 1.8	< 2.9	1.6	4.06	●	-	-	●
NBTC75BNN5	< 0.5	< 2.0	< 3.1	1.6	4.53	●	-	-	●
NBTC75BNS4	< 0.4	< 2.0	< 3.5	1.6	4.53	●	-	-	●
NBTC75BSS5	< 0.5	< 2.3	< 3.4	1.6	4.53	●	-	-	●
NBTC75BVV5	< 0.5	< 2.5	< 3.8	1.6	5.00	●	-	-	●
NBTC75BVX6	< 0.6	< 2.5	< 4.0	1.6	5.00	●	-	-	●
NBTC75BXX5	< 0.5	< 2.6	< 4.0	1.6	5.00	●	-	-	●
NBTC75BXX6	< 0.6	< 2.6	< 4.0	1.6	5.00	●	-	-	●




D-shape metal housing




Gold plated center pin



HD BNC Chassis



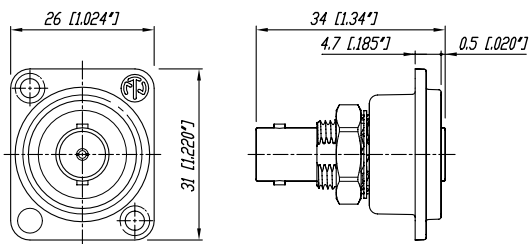
NBB75DFG



NBB75DFGB

- True 75 Ω design meets the stringent HDTV / DVD requirements
- Isolated or grounded versions
- "D" shaped housing (provides flush mounting and protection of the jacks from damage) or single feed through mountings
- Gold plated cage type center contact
- Color coding possible

NBB75DFG



Ordering Information

Nickel housing	Black housing	Antraloy housing	
NBB75DFG	NBB75DFGB		Bulkhead jack, D-shape housing, feed through, grounded
		NBB75DFGX	Bulkhead jack, D-shape housing, feed through, grounded, UHD-optimized
NBB75DFI	NBB75DFIB		Bulkhead jack, D-shape housing, feed through, isolated
		NBB75DFIX	Bulkhead jack, D-shape housing, feed through, isolated, UHD-optimized
NBB75DSG	NBB75DSGB		Bulkhead jack, D-shape housing, solder version, grounded
NBB75DSI	NBB75DSIB		Bulkhead jack, D-shape housing, solder version, isolated



Grounded BNC bulkhead



Isolated BNC bulkhead



HD BNC Cable Jacks Panel Version

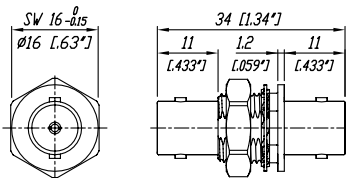


Bulkhead Jacks - NBB75FG & NBB75FI

Cable jacks Panel Version – NBB75SI

- True 75 Ω design meets the stringent HDTV / DVD requirements
- Isolated panel mount (solves potential grounding problems and prevents common-mode influence with other connections conducted over the same panel ground potential)
- Gold plated cage type center contact
- Extra wide fastening nut avoids damaging the plastic thread

NBB75FI



Ordering Information

Nickel housing

NBB75FG	Bulkhead jack, feed through, grounded
NBB75FI	Bulkhead jack, feed through, isolated
NBB75SI	Bulkhead jack, solder version, including isolation washers
NBB75FA	Coupler, feed through

Specifications	rearTWIST UHD	rearTWIST HD & rearTWIST HD Large & Cable Jack Panel	rearTWIST HD Tiny & Cable Jack Tiny	Bulkheads & Coupler
----------------	------------------	---	---	---------------------------

Electrical				
------------	--	--	--	--

Impedance	75 Ω	●	●	●	●
Rated voltage	500 V ac rms	●	●	250 V ac rms	●
Insulation resistance	> 5 G Ω	●	●	●	●
Dielectric withstanding voltage	1'500 V ac rms	●	●	750 V ac rms	●
VSWR / Return Loss	$\leq 1.050 / > 32$ dB up to 1 GHz	$\leq 1.06 / > 30$ dB up to 6GHz	●	$\leq 1.10 / > 26$ dB up to 1 GHz	$\leq 1.03 / > 37$ dB up to 1 GHz
	$\leq 1.065 / > 30$ dB up to 2 GHz	$\leq 1.13 / > 24$ dB up to 12GHz	●	$\leq 1.14 / > 24$ dB up to 2 GHz	$\leq 1.05 / > 32$ dB up to 2 GHz
	$\leq 1.100 / > 26$ dB up to 3 GHz	$\leq 1.22 / > 20$ dB up to 18GHz	●	$\leq 1.22 / > 20$ dB up to 3 GHz	$\leq 1.08 / > 28$ dB up to 3 GHz
Inner contact resistance	≤ 3 m Ω (initial)	●	●	●	●
Outer contact resistance	≤ 2 m Ω (initial)	●	●	●	●

Mechanical				
------------	--	--	--	--

Cable anchoring	Jacket crimping	●	●	●	N / A
Cable O.D. range	mm	4.3 - 7.3	4.0 - 7.7	2.5 - 3.8	N / A
	- Rear Twist Large	mm	-	10.3	-
Center contact retention	> 30 N	●	●	●	-
Engagement force	< 25 N	●	●	●	●
Lifetime	1'000 mating cycles	●	●	●	●

Material				
----------	--	--	--	--

Shell	Brass (CuZn39Pb3)	●	●	●	●
	Optalloy coated	-	●	●	●
	Anraloy coated	●	-	-	-
	PA6 (Push Pull only)	-	N / A	N / A	N / A
D-Shape housing:	Zinc diecast (ZnAl4Cu1) gal Ni or black Cr platin	N / A	N / A	N / A	NBB75D*
	Anraloy coated	●	-	-	-
Ground contact	Bronze (CuSn6)	●	●	●	-
	0.2 μ m AuCo over 2 μ m NiP15	●	●	●	-
	Brass (CuZn39Pb3)	-	-	-	●
	OPTALLOY coated	-	-	-	●
Center contact	Brass (CuZn35Pb2)	●	●	●	-
	0.2 μ m AuCo or	●	●	●	-
	Brass (CuZn39Pb3)	-	-	-	●
Insulator	0.2 μ m AuCo	-	-	-	●
	Teflon PTFE	-	●	●	●
Chuck	Polypropylen PP	●	-	-	-
	Polyacetal POM	N / A	N / A	N / A	N / A
Insulation Shell	Polyacetal POM	N / A	N / A	N / A	●

Environmental				
---------------	--	--	--	--

Temperature range	-30 °C to +85 °C	●	●	●	●
Solderability complies with	IEC 68-2-20	●	●	●	N / A
Contact crimpability complies	IEC 60803 and IEC 60352-2	●	●	●	N / A

Colour Coded Accessories and Seals



BST-BNC-*



DSS-*



SCF



SCDX



SCCD-W



SCDP-*

BST-BNC-*	Standard boot for the rearTWIST BNCs in black, 9 different colors available
DSS-*	Lettering plate for D Shape bulkheads.
SCF	Rubber sealing cover to protect the connector against dust and moisture
SCDP-*	D-Size sealing gaskets, color coding (*: 0- black, 2- red, 4- yellow, 5- green, 6- blue, 9- white)
SCDX	Hinged cover seals D-size chassis connectors, IP 42 rated
SCCD-W	Spring-loaded cover to seals for D-size chassis connectors, IP 65 rated
NZP1RU-8	Panel 1RU housing for 8 D-shape cutouts
NZP1RU-12	Panel 1RU housing for 12 D-shape cutouts

*: 0 - Black, 1 - Brown, 2 - Red, 3 - Orange, 4 - Yellow, 5 - Green, 6 - Blue, 7 - Violet, 8 - Grey, 9 - White



Assembly Tools



CAS-BNC-T



CS-BNC-RT



HX-R-BNC



PT-BNC



DIE-R-BNC-*

CAS-BNC-T	BNC tool case equipped with HX-R-BNC, PT-BNC: Plier tool, CS-BNC-RT: Stripping tool	CS-BNC-LCV	Coax cable stripper for cable O.D. > 8 mm (NBLC75BVZ17)
CS-BNC-RT	Coax cable stripper for cable O.D. 2.5 – 8 mm	DIE-R-BNC-*	Crimp tool die for pin and shield for HX-R-BNC
CS-BNC-LCS	Coax cable stripper for cable O.D. > 8 mm (NBLC75BSX14)	HT-BNC	Spanner tool for the pushPULL BNCs
		HX-R-BNC	Crimp tool, frame
		PT-BNC	BNC pliers tool

Crimp die assignment for HX-R-BNC

Crimp die	Hex crimp mm			Hex crimp inch			Center pin mm (square crimp)
	A	B	C	A	B	C	

rearTWIST HD BNC

DIE-R-BNC-PDC	6.47	4.53	4.06	0.255	0.178	0.160	1.6
DIE-R-BNC-PG	6.47	5.00	-	0.255	0.197	-	1.6
DIE-R-BNC-PJ	6.47	5.41	-	0.255	0.213	-	1.6
DIE-R-BNC-PS	6.47	7.01	-	0.255	0.276	-	1.6
DIE-R-BNC-PU	6.47	7.36	-	0.255	0.290	-	1.6
DIE-R-BNC-PY	6.47	8.23	-	0.255	0.324	-	1.6

Crimp die	Hex crimp mm			Hex crimp inch			Center pin mm (square crimp)
	A	B	C	A	B	C	

DIE-R-BNC-X	9.73	-	-	0.383	-	-	1.75 (Hex Crimp)
DIE-R-BNC-UG	7.36	5.00	-	0.290	0.197	-	1.6
DIE-R-BNC-ZPLUS	10.0	-	-	0.39	-	-	1.8

rearTWIST UHD BNC

DIE-R-BNCX-PDG	6.47	5.00	4.53	0.255	0.197	0.178	1.07
DIE-R-BNCX-PU	6.47	7.36	-	0.255	0.290	-	1.07

Definitions, Abbreviations & Useful Information

ELEMENTS

Ag	Silver
Al	Aluminium
Au	Gold
Co	Cobalt
Cr	Chromium
Cu	Copper
Ni	Nickel
P	Phosphorus
Pb	Lead
Pd	Palladium
Sn	Tin
Zn	Zinc
SS	Stainless Steel

ALLOYS, PLASTICS, POLYMERS

Brass (Alloy)	CuZn39Pb3
Bronze (Alloy)	CuSn6
Ck 67	Carbon Steel
EPDM	Ethylene Propylene
GR	Glass Reinforced
PA	Polyamide
PBTP	Polybutylene Terephthalate
POM	Polyacetal
PTFE	PolyTetraFluoroEthylene (TEFLON)
PUR	Polyurethane

MEASUREMENT LEGEND

N	Newton
Ω	Ohm
μ	Micro
OD	Outside Diameter
m	Meter(s)
k	Kilo

ENGLISH TO METRIC CONVERSIONS



1/8 inch	3.175	millimeters (mm)
1/4 inch	6.35	millimeters (mm)
1 inch	25.4	millimeters (mm)
	2.54 cm	1 inch
1 foot	30.48	centimeters (cm)
	0.305	meter (m)
6 foot	1.828	meters (m)
50 foot	15.24	meters (m)
100 foot	30.48	meters (m)
1000 foot	304.8	meters (m)

METRIC TO ENGLISH CONVERSIONS

1 centimeter	0.3937	inches
1 meter	39.37	inches
3.281 meter	10	feet
10 meters	32.808	feet
50 meters	164.041	feet
100 meters	328.084	feet

OTHER ABBREVIATIONS

UL®	Underwriters Laboratories
IP Rating	Ingress Protection rating for objects and water ACC IEC529/EN60529
IEC	International Electrotechnical Commission is the international standards and conformity assessment body for all fields of electrotechnology
UL	UL Recognized Component Mark

	ENEC – European norms electrical certification, demonstrates compliance with European safety standards.
	VDE Association for Electrical, Electronic and Information Technologies e.V.
AWG	American Wire Gauge

NEUTRIK, crystalCON®, etherCON®, maxCON®, miniCON®, nanoCON®, neutriCON®, opticalCON®, powerCON®, Profi®, rearTWIST®, silentPLUG®, speakON®, TOP®, DiWA®, XIRIUM®, are registered trademarks of Neutrik AG.

Neutrik® Part Number Guide

NC3FAH1-B-0-D

Packaging:	D	Cable connector: bulk packed
Assembly:	D	Chassis connector: disassembled push latch
Retention:	w/o	Latch lock
	-0	Retention spring
	-DA	Asymmetric PUSH
Shell:	B	Black shell, gold contacts
	BAG	Black shell, silver contacts
Grounding:	0	Separate ground contact connected to shell, male only
	1	Pin 1 & panel & shell connected, no separate ground contact
	2	Separate ground contact connected to shell & panel, separate Pin 1
	E	Additional ground contacts
	w/o number	No ground/shell contact (except 4/5 pole), female only
Termination:	H	Horizontal PCB mount
	HL	Lateral left PCB mount
	HR	Lateral right PCB mount
	L	Solder cups
	V	Vertical PCB mount
	Y	IDC for wires (no ground)
	M3	Mounting holes with M3 thread
	M25	Mounting holes with M2.5 thread
	-	Not applicable
Series:	A, AA, B, D, DL, DLX, MPR, P, PX, RX, X, XX	
Gender:	F	Female
	M	Male
Number of Contacts:	2, 3, 4, 5, 6, 7, 8, 12	
Connector Type:	A	Adapter
	AC	powerCON
	B	BNC
	C	XLR
	D	dummyPLUG
	E	etherCON - RJ45
	F	RCA / CINCH
	J (MJ, RJ, SJ)	Jack
	K	Cable Assembly
	L	speakON - Loudspeaker
	M	Module
	O	opticalCON - Fiber Optic Connector
	P	Plug
	PP	Patch Panel
	R	Circular Connector
	T	Transformer
	TOP	True Outdoor Protection

Definitions, abbreviations & useful information see page 17.

Neutrik® Product Line

<p>XLR Connectors</p> <p>X Series XX Series TOP Series RX Series X5 Series A Series AA Series B Series TOP Series D Series DL Series DLX Series P Series MPR Series Combo I Series Combo A Series</p>	<p>Plugs & Jacks</p> <p>PX Series silentPLUG® timbrePLUG® ultimatePLUG® MIL/B-Gauge Type Plugs 0.173" Bantam 3.5 mm Plug Cable Jack Chassis Jacks Vertical Jacks Slim Jacks M Jacks Stacking Jacks Photo - Profi® Photo - Socket</p>	<p>SpeakON® Connectors</p> <p>SpeakON® SPX Series SpeakON® FC Series SpeakON® Adapter SpeakON® Chassis Connectors SpeakON® Combo</p>	<p>Data Connectors</p> <p>HDMI Cable & Chassis Connectors opticalCON® Cable & Chassis Connectors etherCON® Cable & Chassis Connectors etherCON® TOP mediaCON Cable & Chassis Connectors USB Cable & Chassis Connectors</p>	<p>75 Ohm BNC Connectors</p> <p>rearTWIST® Female Cable Jack Chassis Bulkhead Jacks Tiny Cable Jack</p>	<p>Circular Connectors</p> <p>nanosCON® Cable & Chassis Connectors minisCON® Cable & Chassis Connectors neutricON® Cable & Chassis Connectors</p>	<p>powerCON® Connectors</p> <p>powerCON® TRUE1 TOP Cable & Chassis Connectors powerCON® Cable & Chassis Connectors 32 A powerCON® Cable & Chassis Connectors</p>	<p>Patch Panels</p> <p>1/4" Patch Panel NPPA Series - 96 Bantam (TT) Jacks LF 48 B-Gauge Patchbays</p>	<p>Digital Audio Network</p> <p>MicLine, AES/EBU I/O to Dante® Interface XIRIUM® PRO</p>	<p>Accessories</p> <p>Circular Adapters DMX Adapters AES / EBU Digital Impedance Transformer Adapters D Shape Adapters etherCON® CAT6A Adapter Modules & Audio Transformers Goose Necks</p>	<p>SpeakON® STX Cable & Chassis Connector</p>	<p>75 Ohm BNC Connectors</p>	<p>Circular Connectors</p>	<p>Accessories</p>	<p>Accessories</p>	<p>Patch Panels</p>
--	---	---	---	--	--	---	---	---	--	--	-------------------------------------	-----------------------------------	---------------------------	---------------------------	----------------------------

NEUTRIK®

The premium brand of the Neutrik Group

LIECHTENSTEIN (HEADQUARTERS)

Neutrik AG, Im alten Riet 143, 9494 Schaan
T +423 237 24 24, F +423 232 53 93, neutrik@neutrik.com

GERMANY / NETHERLANDS / DENMARK / AUSTRIA

Neutrik Vertriebs GmbH, Felix-Wankel-Strasse 1, 85221 Dachau, Germany
T +49 8131 28 08 90, neutrik@neutrik.de

GREAT BRITAIN

Neutrik (UK) Ltd., Westridge Business Park, Cothey Way
Ryde, Isle of Wight PO33 1 QT
T +44 1983 811 441, sales@neutrik.co.uk

FRANCE

Neutrik France SARL, 52 rue d'aguesseau, 1er etage, 92100 Boulogne-Billancourt
T +33 1 41 31 67 50, info@neutrik.fr

USA

Neutrik USA Inc., 4115 Taggart Creek Road, Charlotte, North Carolina, 28208
T +1 704 972 30 50, info@neutrikusa.com

JAPAN

Neutrik Limited, Yusen-Higashinohonbashi-Ekimaie Bldg., 3-7-19
Higashinohonbashi, Chuo-ku, Tokyo 103
T +81 3 3663 47 33, mail@neutrik.co.jp

HONG KONG

Neutrik Hong Kong LTD., Suite 18, 7th Floor Shatin Galleria
Fotan, Shatin
T +852 2687 6055, sales@neutrik.com.hk

CHINA

Ningbo Neutrik Trading Co., Ltd., Shiqi Street, Yinxian Road West
Fengjia Villiage, Hai Shu District, Ningbo, Zhejiang, 315153
T +86 574 88250833, sales@neutrik.com.cn

INDIA

Neutrik India Pvt. Ltd., Level 3, Neo Vikram, New Link Road,
Above Audi Show Room, Andheri West, Mumbai, 400053
T +91 982 05 43 424, anklesaria@neutrik.com


ASSOCIATED COMPANIES

Contrik AG

Steinackerstrasse 35, 8902 Urdorf, Switzerland
T +41 44 736 50 10, contrik@contrik.ch

H. Adam GmbH

Felix-Wankel-Straße 1, 85221 Dachau, Germany
T +49 08131 28 08-0, anfrage@adam-gmbh.de



www.neutrik.com

X-ON Electronics

Largest Supplier of Electrical and Electronic Components

Click to view similar products for [RF Connectors / Coaxial Connectors](#) category:

Click to view products by [Neutrik](#) manufacturer:

Other Similar products are found below :

[8915-1511-000](#) [89674-0827](#) [6001-7071-019](#) [6002-7051-003](#) [6002-7551-202](#) [6059674-1](#) [619550-1](#) [630059-000](#) [M39030/3-01N](#) [6500-7071-046](#) [6769](#) [CX050L2AQ](#) [7002-1542-011](#) [7004-1512-000](#) [7009-1511-004](#) [7010-1511-000](#) [7029-1511-060](#) [7101-1541-010](#) [7101-1571-002](#) [7105-1521-002](#) [7145-1521-002](#) [7203-1571-003](#) [7209-1511-011](#) [7210-1511-015](#) [7210-1511-019](#) [73137-5015](#) [73216-2241](#) [73404-2300](#) [7405-1521-005](#) [7405-1521-802](#) [8527](#) [8547](#) [FS11V](#) [8808-1511-001](#) [9049-9513-000](#) [9074-9513-000](#) [9101-9573-002](#) [910A205F](#) [9130-9573-002](#) [PL11SC-026](#) [PL375-33](#) [PL40-5](#) [PL74C-221](#) [PL75MC-217](#) [PL803-7](#) [980-8666-005](#) [1200690078](#) [1-201144-1](#) [R107003010W](#) [R110A172100](#)