




Cypress PSOC62 UFO Target

NewAE Technology Inc.
newae.com



The PSoC62 board features the CY8C6247BZI-D44 from Cypress Semiconductors. This device features multiple secure boot features, and a separate Cortex-M0 “security code” in addition to the Cortex-M4 “main processor.

The PCB layout should be compatible with the PSoC64 - the PSoC64 features effectively the PSoC62 with pre-programmed secure core memory.

This board requires an external JTAG/SWD programmer (such as OpenOCD or J-Link) for use, as does not include a bootloader.

The design files are available as part of the open-source ChipWhisperer example targets.

CW308 UFO Baseboard REQUIRED for use!

JTAG Programmer REQUIRED for use!

Product Highlights

CY8C6247BZI-D44 (PSoC62) in 124-BGA package features many security features, including E-Fuse boot options, boot verification, and a security co-processor.

Total of 1MB of FLASH Memory, 288 KB SRAM, and 1KB EFUSE memory.

Cortex-M4F main processor, and Cortex-M0+ co-processor used for security and secure boot, boots from ROM first.

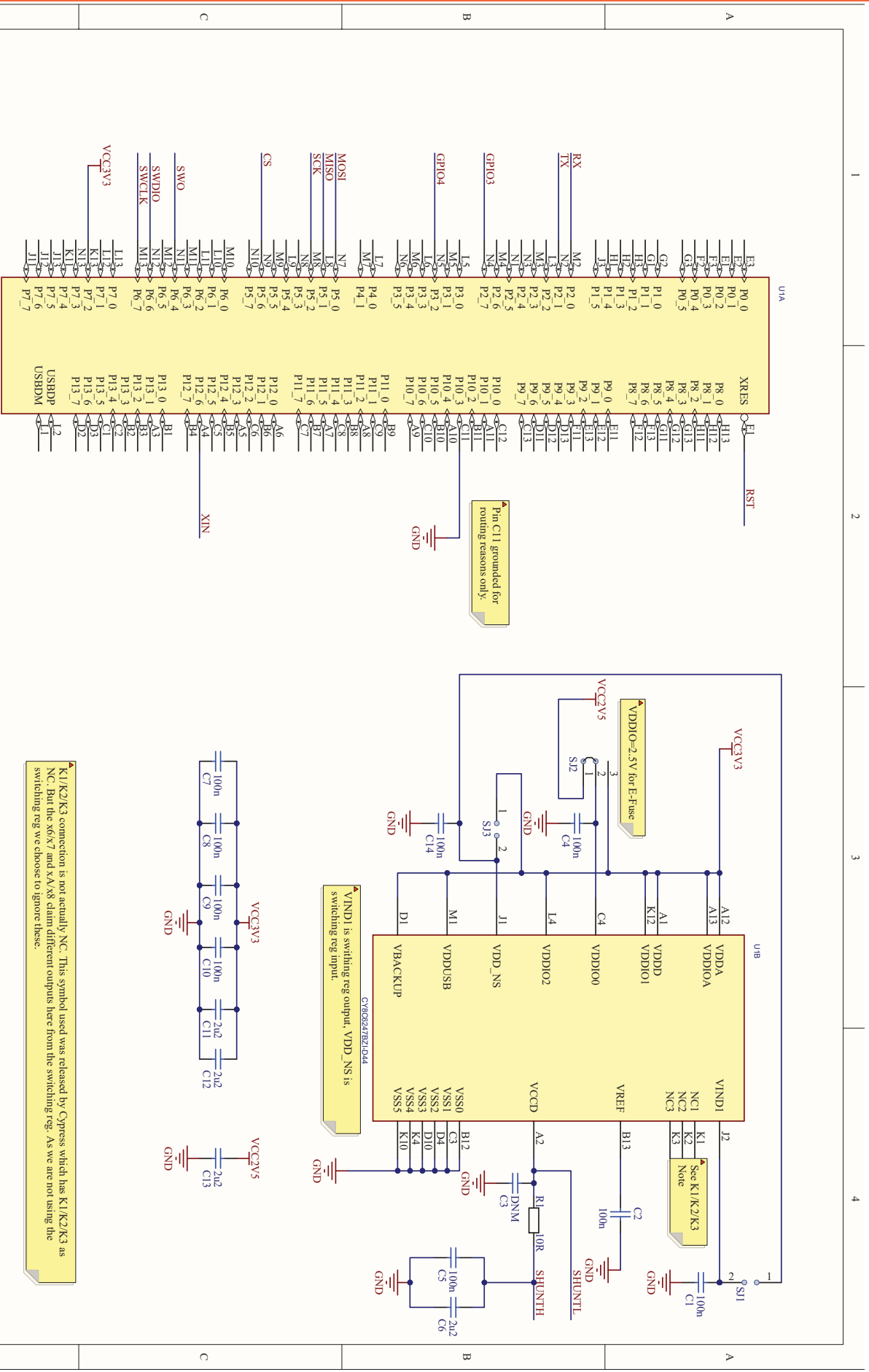
Multiple cryptographic accelerators including AES, 3DES, RSA, SHA-512, SHA-256 and ECC.

Ordering Summary

NAE-CW308T-PSOC62 Cypress PSOC62 (CY8C6247BZI-D44) UFO Target Board.

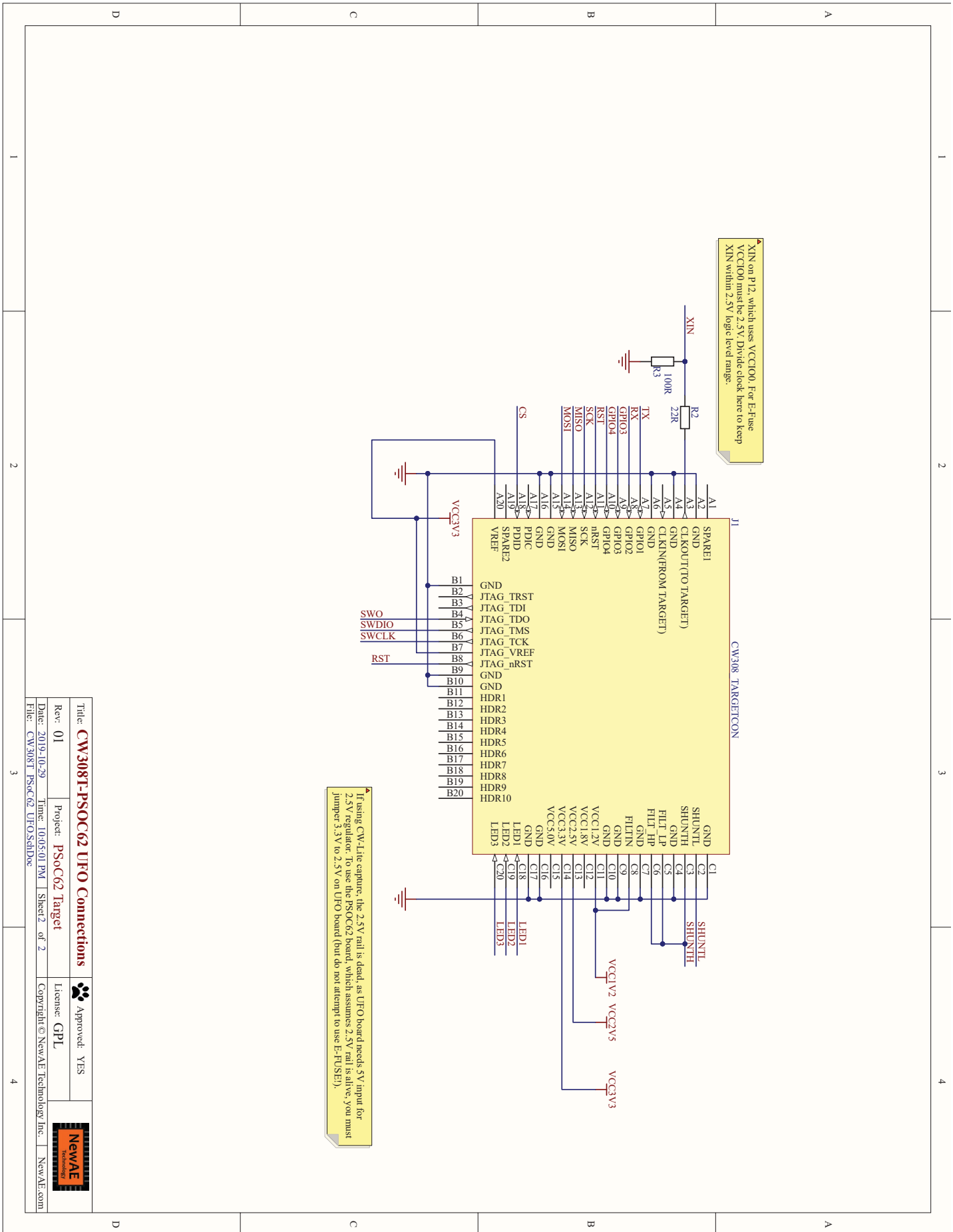
Product Links

- Full Documentation <https://wiki.newae.com/CW308T-PSOC62>
- Hardware Design <https://github.com/newaetech/chipwhisperer-target-cw308t>
- Firmware Example <https://github.com/newaetech/chipwhisperer/tree/develop/hardware/victims/firmware/>



BCGA is 0.65mm spacing, but the breakout done with 5 mil trace/space and 0.3mm drill vias to make PCB fab easier, limits usage of pins to outer two rows + some of the inner balls.

Title: CW308T-PSOC62 Microcontroller		Approved: YES	
Rev: 01	Project: PSOC62 Target	License: GPL	
Date: 2019-10-29	Time: 10:05:01 PM	Copyright © NewAE Technology Inc. NewAE.com	
File: CW308T_PSoC62_MCU_SchDoc		Sheet 1 of 2	



XIN on P12, which uses VCC100. For E-Fuse VCC100 must be 2.5V. Divide clock here to keep XIN within 2.5V logic level range.

If using CW-Lite capture, the 2.5V rail is dead, as UFO board needs 5V input for 2.5V regulator. To use the PSOC62 board, which assumes 2.5V rail is alive, you must jumper 3.3V to 2.5V on UFO board (but do not attempt to use E-FUSE!).

Title: CW308T-PSOC62 UFO Connections		Approved: YES		
Rev: 01	Project: PSOC62 Target	License: GPL	Copyright © NewAE Technology Inc.	
Date: 2019-10-29	Time: 10:05:01 PM	Sheet: 2 of 2		
File: CW308T_PSoC62_UFO.SchDoc				

Disclaimers

All content is Copyright NewAE Technology Inc., 2019-2020. ChipWhisperer is a trademark of NewAE Technology Inc., registered in the United States of America, Europe, and Peoples Republic of China. ChipSHOUTER is a trademark of NewAE Technology Inc., registered in Europe. Trademarks are claimed in all jurisdictions and may be registered in other states than specified here.

NewAE Technology makes no representations or warranties with respect to the accuracy or completeness of the contents of this document and reserves the right to make changes to specifications and product descriptions at any time without notice. NewAE Technology does not make any commitment to update the information contained herein. NewAE Technology products are not intended, authorized, or warranted for use as components in applications intended to support or sustain life. NewAE Technology products are designed solely for teaching purposes.

All other product names and trademarks are the property of their respective owners, which are in no way associated or affiliated with NewAE Technology Inc. Use of these names does not imply any co-operation or endorsement.

X-ON Electronics

Largest Supplier of Electrical and Electronic Components

Click to view similar products for [Development Boards & Kits - ARM category](#):

Click to view products by [NewAE manufacturer](#):

Other Similar products are found below :

[SAFETI-HSK-RM48](#) [PICOHOBBITFL](#) [CC-ACC-MMK-2443](#) [TWR-MC-FRDMKE02Z](#) [EVALSPEAR320CPU](#) [EVB-SCMIMX6SX](#)
[MAX32600-KIT#](#) [TMDX570LS04HDK](#) [TXSD-SV70](#) [OM13080UL](#) [EVAL-ADUC7120QSPZ](#) [OM13082UL](#) [TXSD-SV71](#)
[YGRPEACHNORMAL](#) [OM13076UL](#) [PICODWARFFL](#) [YR8A77450HA02BG](#) [3580](#) [32F3348DISCOVERY](#) [ATTINY1607](#) [CURIOSITY](#)
[NANO](#) [PIC16F15376](#) [CURIOSITY NANO BOARD](#) [PIC18F47Q10](#) [CURIOSITY NANO](#) [VISIONSTK-6ULL V.2.0](#) [80-001428](#) [DEV-17717](#)
[EAK00360](#) [YR0K77210B000BE](#) [RTK7EKA2L1S00001BE](#) [MAX32651-EVKIT#](#) [SLN-VIZN-IOT](#) [LV18F V6 DEVELOPMENT SYSTEM](#)
[READY FOR AVR BOARD](#) [READY FOR PIC BOARD](#) [READY FOR PIC \(DIP28\)](#) [EVB-VF522R3](#) [AVRPLC16 V6 PLC SYSTEM](#)
[MIKROLAB FOR AVR XL](#) [MIKROLAB FOR PIC L](#) [MINI-AT BOARD - 5V](#) [MINI-M4 FOR STELLARIS](#) [MOD-09.Z](#) [BUGGY +](#)
[CLICKER 2 FOR PIC32MX + BLUETOOT](#) [1410](#) [LETS MAKE PROJECT PROGRAM. RELAY PIC](#) [LETS MAKE - VOICE](#)
[CONTROLLED LIGHTS](#) [LPC-H2294](#) [DSPIC-READY2 BOARD](#) [DSPIC-READY3 BOARD](#) [MIKROBOARD FOR ARM 64-PIN](#)
[MIKROLAB FOR AVR](#)