

深圳市鑫永诚光电科技有限公司  
Shenzhen Newopto Photoelectric Technology Co., Ltd.

**产品承认书**  
**SPEC FOR APPROVAL**

客户名称 Customer	
产品型号 Model	XYC-PD204B-L1
品名 Description	3mm PD 45度
编制日期 Edit Date	2020-12-31

核准(Approval)	审核(Check)	编制(Edit)
谭起富	丁杰	李守杰

<b>客户确认(Customer Signatures)</b>		

地址：深圳市宝安区航城街道三围社区泰华梧桐工业园白露 9B 栋（402）

Address: Room 402, Building 9B, Bailu, Taihua Wutong Industrial zone, Sanwei community, Hangcheng Street, Baoan District, Shenzhen, China

电话(Tel): 0755—81459333/29580458

网址(Web site): <http://www.xycgd.com>

传真(Fax): 0755—29580358

邮箱(E-mail): [xycgd888@163.com](mailto:xycgd888@163.com)

## 目录 Contents

封面 cover .....	1
产品信息 Product information .....	3
额定参数 Absolute Maximum Ratings (Ta=25°C).....	4
光电特性 Elector-Optical Characteristics (Ta=25°C).....	4
可靠性试验 Reliability Test .....	5
光电特性曲线 Typical photoelectric characteristics curves .....	6
应用电路 Application circuit .....	6
产品外型尺寸 Product dimensions .....	7
包装规格 Packing Specification .....	8
焊接 Soldering.....	9
使用注意事项 Precautions .....	11



鑫永诚 PD940 是一款低功耗,插件式外型封装的光电二极管,它具有接收角度大、受光角度均匀等优点,该款器件适用于应用小家电产品对射反射,红外遥控发射电子产品等其应用。

NEW OPTO PD940 is a low power consumption diode, which is molded in DIP Photo diode. The utility model has the reception Angle is large and uniform light reception angle. This model is suitable for small household electrical products emission and reflection, Infrared remote control transmitter electronic products and other applications.

### 特性 Features

- 1) 感光峰值波长 940nm Photosensitive peak wavelength  $\lambda_p=940\text{nm}$
- 2) 高可靠性 High reliability
- 3) 低功耗 Low Power Consumption
- 4) 符合 RoHS RoHS compliant

### 应用 Applications

- 1) 适用于感应垃圾桶、感应洗手液机等 Suitable for induction garbage can and hand washing machine.
- 2) 适用于各类红外光控、红外对射, 红外反射等电子产品 Suitable for all kinds of infrared light control, infrared radiation, infrared reflection and other electronic products.
- 3) 适用于高照度或可见光干扰较强的产品 Suitable for products with high illumination or visible light interference
- 4) 控制各类光控类玩具 Light controlled toys
- 5) 各类光控红外检测测试设备等 Optically controlled infrared detection equipment

### 量身订制 Customization

- 1) 品种齐全,生产周期短,小批量库存备货  
Complete varieties, short production cycle, small batch inventory
- 2) 可按要求提供不同外型,角度,方便安装于产品的任何位置  
Customize different shapes and angles
- 3) 可按需求提供最佳的规格,以便让产品效果更好,更具市场竞争力  
Customize most suitable specifications to make the product be more competitive

**额定参数 Absolute Maximum Ratings (Ta=25°C)**

电气特性 Electrical characteristics	Symbol	Rated Value	Unit
反向击穿电压 Reverse voltage	V ( BR )	30	V
功耗 Power Dissipation	PC	70	mW
工作温度 Operating Temperature	Topr	-30--+85	°C
储存温度 Storage Temperature	Tstg	-40--+100	°C

**光电特性 Elector-Optical Characteristics (Ta=25°C)**

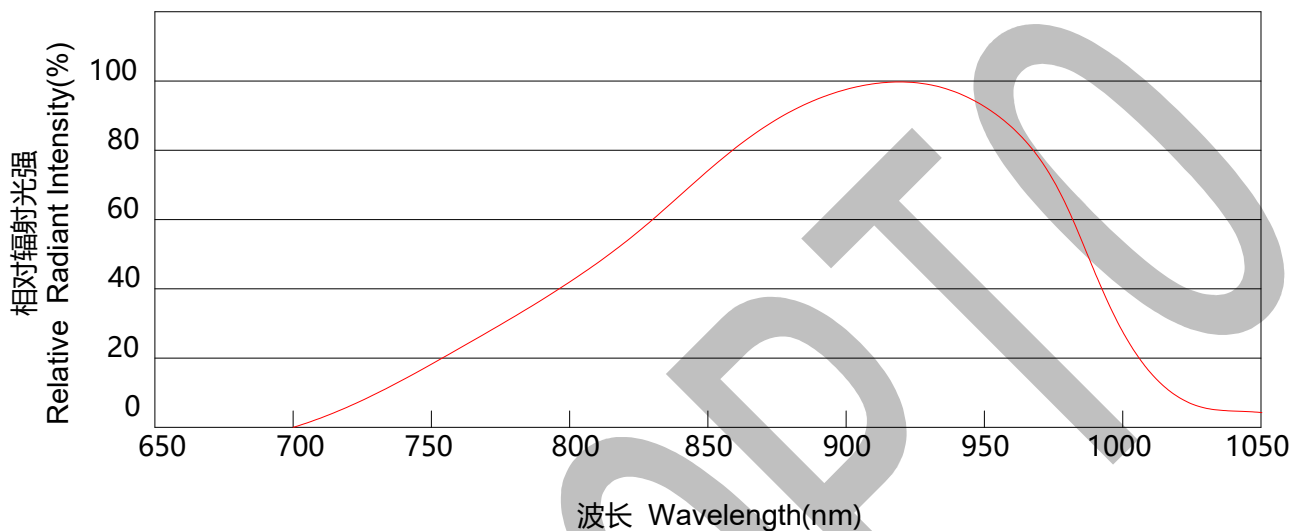
参数 Parameter	Symbol	Test Condition	Min.	Typ.	Max.	Unit
感光峰值波长 Photosensitive peak wavelength	$\lambda_p$	\	--	940	--	nm
感光波宽范围 Sensitivity wave width	$\lambda$	\	700	--	1100	nm
反向击穿电压 Reverse voltage	V(BR)	IR=100 $\mu$ A Ee=0mW/cm <sup>2</sup>	30	--	--	V
顺向电压 Forward voltage	Vf	If=1mA	--	--	1.2	V
光电流 Photo current	IL	Vr=5V Ee=1mW/cm <sup>2</sup>	7	13	20	$\mu$ A
暗电流 dark current	Id	VCE=5V Ev=0Lux	--	--	0.1	$\mu$ A
开启时间 Rise time	tr	Vr=5V Ee=1mW/cm <sup>2</sup> RL=1000 $\Omega$	50			ns
关闭时间 Fall time	tf		50			
接收角度 Receiving angle	$\theta_{1/2}$	Vr=5V Ee=1mW/cm <sup>2</sup>	--	45	--	Deg.

**可靠性试验 Reliability Test**

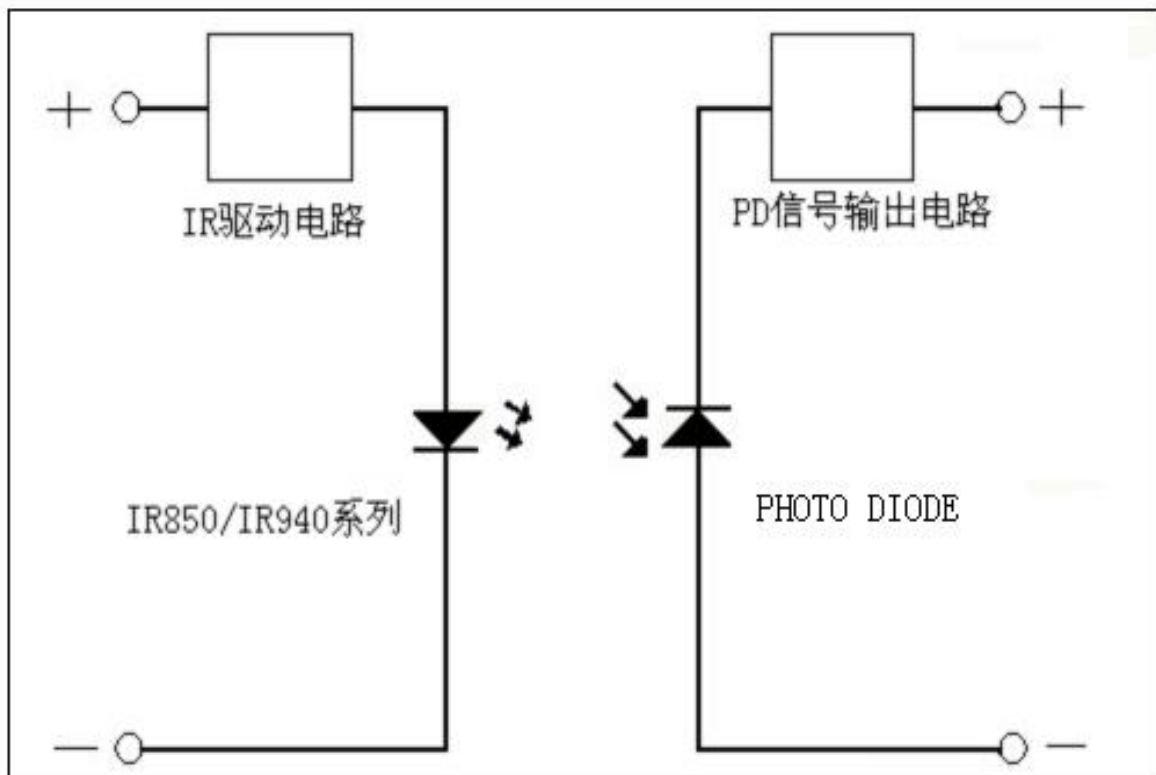
测试项目 Test Parameter	参考标准 Reference Criterion	测试条件 Test Condition	时间 Time	样品数 Quantity	Ac/Re
耐焊接热 Resistance to Solder Heat	JESD22-B106	260°C±5°C	10 sec	22PCS	0/1
冷热循环 temperature cycle	JESD22-A104	+100°C(15min) 5min -10°C(15min)	50 cycles	22PCS	0/1
冷热冲击 Thermal Shock	JESD22-A104	+105°C(30min) 5min -45°C(30min)	50 cycles	22PCS	0/1
高温贮存 High Temperature storage	JESD22-A103	+100°C	1000H	22PCS	0/1
低温贮存 Low Temperature storage	JESD22-A119	-40°C	1000H	22PCS	0/1
寿命测试 Life Test	JESD22-A108	Vr=5V	1000H	22PCS	0/1
高温高湿 High Temperature and High Humidity Test	JESD22-A101	85°C&85%R.H	168H	22PCS	0/1

光电特性曲线 Typical photoelectric characteristics curves

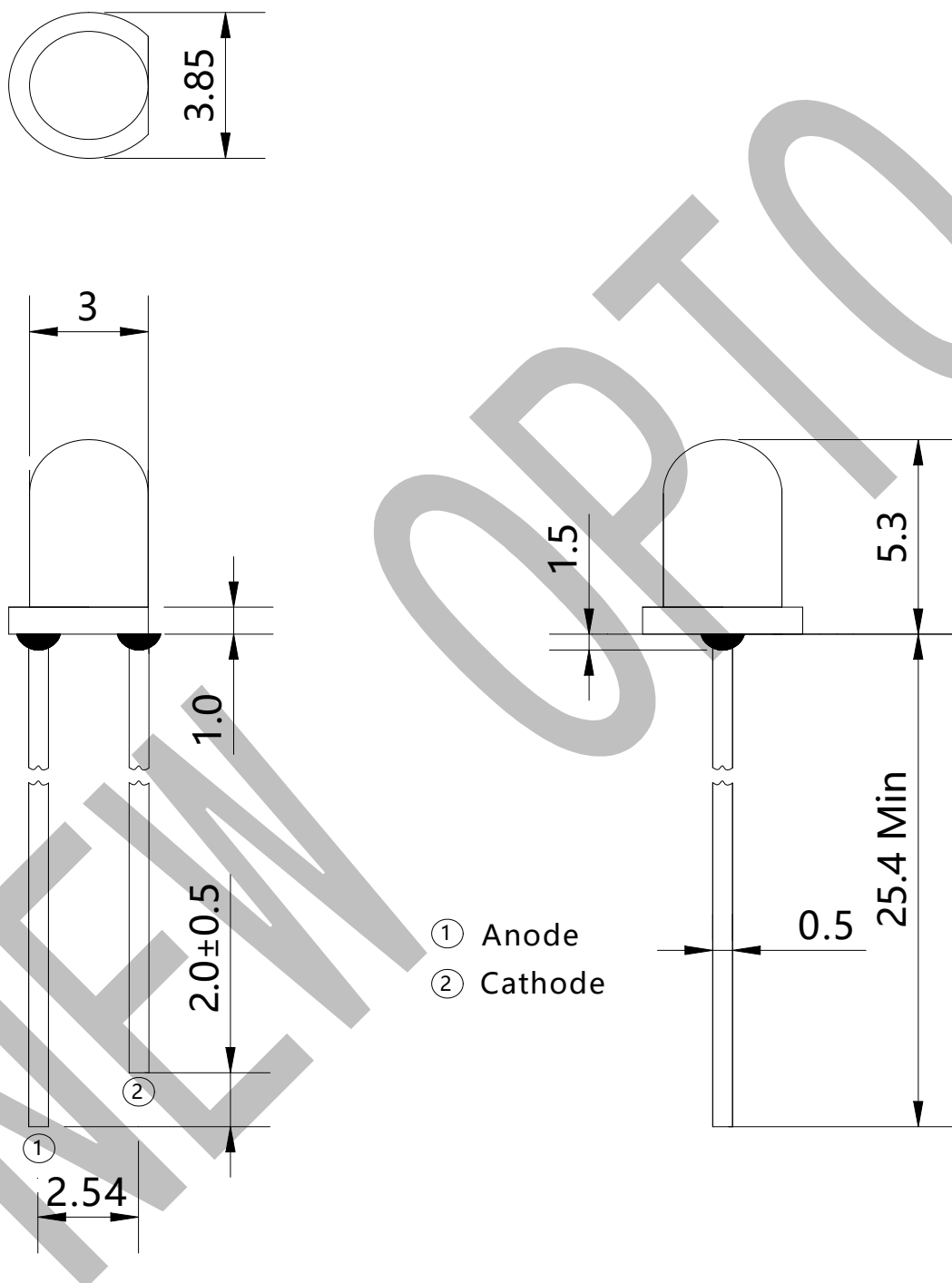
感光特性曲线 Photographic property Curve



应用电路 Application circuit



产品外型尺寸 Package outline dimensions



备注：所有尺寸单位均为 mm，如无特殊说明误差范围为±0.15mm

Note : All dimensions in mm,tolerance is ±0.15mm unless otherwise noted

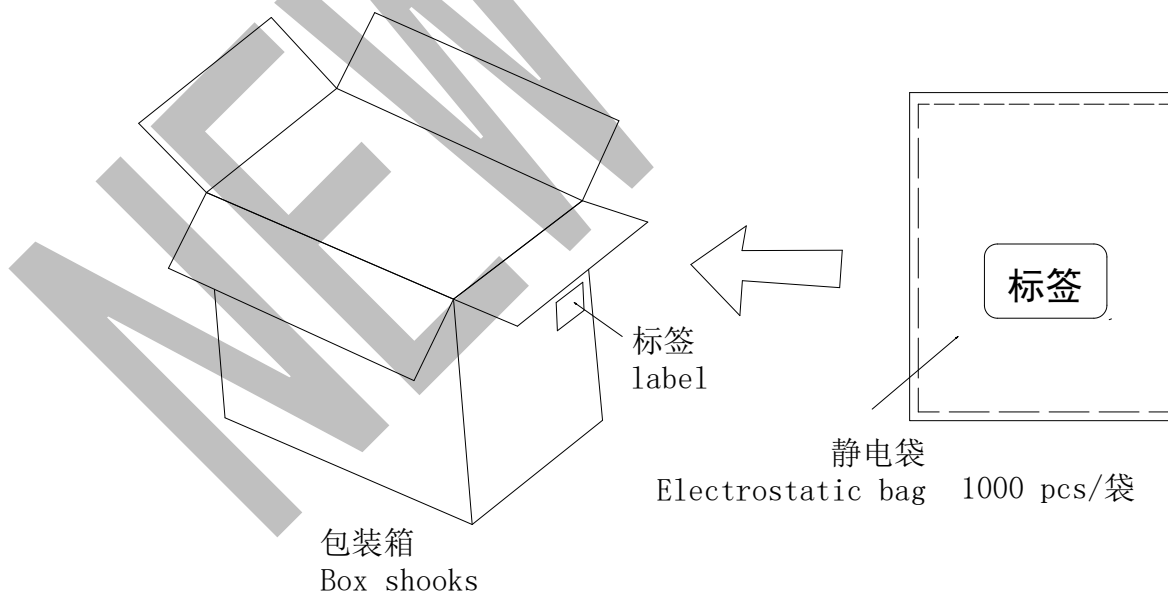
**包装规格 Packing Specification**

■ 标签规格 Label specification

 <b>深圳市鑫永诚光电科技有限公司</b> 鑫永诚光电	
Tel : 0755-29580458 Fax : 0755-29580358	
<a href="http://www.xycgd.com">http://www.xycgd.com</a>	
料号	Material Number
型号	Model Number
单号	Lot.Number
箱号	Box Number
数量	Quantity
日期	Date

RoHS

■ 静电袋包装





## 焊接 Soldering

焊接过程中的不慎操作将会引起产品的损坏,请务必注意。焊接过程中应避免对产品支架或封装部分施加压力。焊接时,请保证焊接位置与封装树脂底部有一定的距离,该距离因不同的焊接方法而有所不同,请参照以下推荐焊接条件。

Damages may be caused during soldering, please be careful. Please note that don't put stress on product bracket or package part when soldering. And make sure keep some distance from soldering joint to the bottom of epoxy package when soldering. The distance is determined by different soldering techniques, it's recommended to take following soldering conditions as reference.

### 推荐焊接条件 Recommended Soldering Conditions

焊接模式 Mode		固定形式 Fixed form
手工焊接 Manually Soldering	烙铁温度 Soldering Iron Temperature	最高温度 300°C(功率最大 30 瓦) Max 300°C (power:30w Max)
	焊接时间 Soldering Time	时间不超过 3 秒 3 sec Max.
	焊接位置 Soldering Position	大于 3mm (从焊点到胶体) 3mm Min.(Form soldering joint to colloid)
波峰焊接 Wave Soldering	预热 Preheat	最高温度 100°C 不超过 60 秒 100°C Max.60 sec.Max.
	温度 Temperature	最高 260°C 260°C Max.
	焊接时间 Soldering Time	不超过 5 秒 5 sec Max.
锡炉焊接 Solder pot Soldering	预热 Preheat	最高温度 100°C 不超过 60 秒 100°C Max.60 sec.Max.
	浸焊温度 Preheat Temperature	最高 260°C 260°C Max.
	浸焊时间 Soldering Time	不超过 5 秒 5 sec Max.
	焊接位置 Soldering Position	大于 2mm (从焊点到胶体) 2mm Min.(Form soldering joint to colloid)

- 本产品不适合做回流焊接。  
It's unsuitable for reflow soldering.
- 手工焊接只可焊接一次。  
Manually soldering should be done once only.
- 器件外部温度在 40°C 以下时，才可以对其进行处理。避免高温时操作对光电二极管造成损伤。  
Please solder the PD under 40 degree to avoid high temperature damage the device
- 在焊接温度回到正常以前，必须避免使光电二极管受到任何震动或外力  
After soldering the PD ,please keep it out of any shake or outer force before it come to normal temperature
- 在焊接后推荐使用酒精进行清洗，在温度不高于 30°C 的条件下持续 1 分钟，不高于 50°C 的条件下持续 30 秒。使用其他类似溶剂清洗前，请先确认使用的溶剂不会对光电二极管的封装和环氧树脂部分造成损伤。  
It is recommended that to use alcohol clean PD after soldering.Cleaning should be done under 30°C for 1 minute or 50°C for 30 seconds.When using other solvents,please confirm whether the solvents would dissolve the package or resin beforehand .

注意：此一般指导原则并不适用于所有 PCB 设计和焊接设备的配置。具体工艺受到诸多因素的影响，请根据特定的 PCB 设计和焊接设备来确定焊接方案。

Note : This general guideline may not suitable for all PCB designs or all soldering equipment configurations .The technique in practice is influenced by many factors.Please confirm soldering method by the PCB designs and configurations.

## 使用注意事项 Precautions

感谢您使用深圳市鑫永诚光电科技有限公司的系列光电二极管产品，为增进您对我司产品特性的了解，也为方便您快速掌握产品的基本操作，为尽量减少或避免因人为等因素造成不必要的产品损坏，使其能够更好的为您的生产服务，特针对使用过程中的一些规范使用作相应说明，同时即使是同一规格光电二极管，在实际应用领域其可靠性与整体系统设计水平、作业方式、使用条件均相关。本使用说明不可能涵盖客户使用过程中可能碰到的所有问题，由此带来的不便，敬请谅解！

Thanks for using relevant PD products of Shenzhen Newopto Photoelectric Technology Co., Ltd. In order to enhance your understanding of the characteristics of our products, as far as reduce and avoid unnecessary damage of product due to man made factors, and make the product serve your production better, we provide corresponding operation standard instructions. At the same time, even if you are using the same specifications PD, its reliability is related to overall system design level, mode of operation and conditions of use in the practical application field. This Instructions didn't cover all questions customers may encounter during using, we sincerely apologize for any inconvenience this may cause!

### ■ 产品声明 Product Declaration

- 使用本产品之前，请贵司务必预先进行测试，以便确认是否适合使用目的，产品介绍的用途并不保证不抵触任何专利，有关光电二极管产品的进出口法律责任应由客户担负，请预先查清每个国家或地区的有关规定，产品可能会因性能提高或规格参数改变等缘故，恕不经预告更改，我们要求量产前签订正式的产品规格书

In order to confirm the product is right for using purpose, pretest is necessary before use. We don't guarantee the product application introduction don't contravene any patent. The corresponding import and export legal responsibility should be taken by customers. Please verify relevant provision about the PD product in each country and district beforehand. We may change specifications from time to time in the interest of product development, without prior notification or public announcement. An agreement of formal product specifications is required prior to mass production.

### ■ 储存 Storage

- 在温度不高于 30°C，湿度不高于 60%RH 的条件下，产品保存期限为 6 个月。将产品保存在密封的容器中并附带干燥剂可以在一定程度上延续产品的储存日期。不良的储存条件会导致产品引脚的腐蚀或产品性能的改变。

Under the storage conditions of 30°C or less and humidity less than 60%RH, the storage period of PD is 6months. Store the products in sealed container with moisture absorbent material could prolong the storage time to a certain extent. Bad storage conditions may cause the PD pin corrode or PD characteristics be changed. It is recommended that the PDs be used as soon as possible.

- 开封后，产品必须 24 小时内使用完(建议工作环境温度不高于 30°C,湿度不高于 60%)，如未使用完，余料须存放在温度不高于 30°C,湿度不高于 10%的环境中。

After opening package, the product should be soldered within 24 hours. If not, please store at 30°C or less and humidity less than 10%RH. It is recommended that the product be operated at the workshop condition of 30°C or less and humidity less than 60%RH.

- 对于尚未焊接的光二极管，如果吸湿剂或包装失效，或者产品没有符合以上有效存储条件，烘烤可以起到一定的性能恢

复效果. 烘烤条件:65±5°C,持续时间 24H。

For the PD doesn't solder, if the moisture absorbent material lose efficacy or the storage condition doesn't conform to the above description, baking can help performance recovery in some extent. Baking condition : 65±5°C for 24 hours.

#### ■ 静电 Static electricity

- 静电和电涌会导致产品特性发生改变，例如正向电压降低等，如果情况严重甚至会损毁产品，所以在使用时必须采取有效的防静电措施。所有相关的设备和机器都应该正确的接地，同时必须采取其他防静电和电涌的措施。使用防静电手环，防静电垫子，防静电工作服，工作鞋，手套，防静电容器，都是有效的防止静电和电涌的措施。

Static and electric surge would change the features of PD, such as decreasing of forward voltage. Even damages may occur in serious conditions. Please make sure adopt effective anti-static measures. All the relative devices and machinery must be properly grounded. At the same time, it is recommended to use anti-static wrist bands, anti-electrostatic gloves, anti-electrostatic containers and so on to prevent static and electric surge.

#### ■ 设计建议 Design Suggestion

- 设计电路时，加载在光电二极管两端的电压不能超过规定的最大值，同时还需要使用分压电阻，以便产品在有光照的情况下将电流变化转换为电压变化，以电压变化进行结果输出从而达到电路控制的效果。

When design the circuit, the voltage loaded on the both ends of the photosensitive PD tube should not exceed the specified maximum value, and the protect resistance should be used. Otherwise the tiny change of voltage would cause big current change and it may damage the product.

- 光电二极管的特性容易因为其他电子元器件的发热和环境的温度的改变而发生变化。温度的升高会使电子的漂移运动加剧增大暗电流，影响原先产品的电路设计，所以在设计时应充分考虑散热的问题和使用环境的问题。

The characteristics of PD are easily to be effected by the heat of itself and the temperature changes of environment. The temperature increases would reduce the luminous efficiency and brightness etc. Please fully consider the heat dissipation when design.

#### ■ 支架整形 Lead Forming

- 支架的整形必须在焊接之前进行。整形时，支架的弯曲位置必须至少在封装树脂底部 3mm 处，同时避免对同一位置进行多次的弯曲。

Any lead forming must be done before soldering. When forming leads, the leads should be bent at least 3mm from the base of the expose bulb. And avoid bending twice or even more at the same position.

- 整形时请使用合适的工具固定支架，避免对树脂施加压力。特别是不能管脚与树脂的连接部分作为支点，这样产生的应力会直接对产品内部的发光结构造成损伤，导致产品特性的改变甚至损毁。

Please use proper tools to hold the leads. Avoid put press on resin especially don't regard connection part of pin and resin as fulcrum, the pressure caused by it would damage the inner part of product illumination structure, and would change the characters or even damage of the product.

- 基于同样的原因，在装配产品的时候，PCB 板上焊孔间的距离必须于产品的管脚间距严格匹配。

For the same reason, when mounting the PD on to printed circuit board, the holes on the circuit board should be exactly aligned with the leads of the PD.

## X-ON Electronics

Largest Supplier of Electrical and Electronic Components

*Click to view similar products for [Photodiodes](#) category:*

*Click to view products by [Newopto Photoelectric](#) manufacturer:*

Other Similar products are found below :

[LTR-526AD](#) [OED-SP-7L](#) [LTR-536AB](#) [LTR-743DBM1-TA](#) [BPW 34 FS \(R18R\)-Z](#) [BPW 34 FAS-Z](#) [67-21SYGC-S349-TR8](#) [SFH 2200 A01](#)  
[HFD3081-108-XBA](#) [BPW 34 S E9601](#) [VBPW34VR](#) [MICROFJ-60035-TSV-TR](#) [ZSPD-Z3215B-10-Z2](#) [PT908-7B\(BIN4\)](#) [PT204-6B\(BY\)\(K\)](#)  
[PT928-6C/MA\(XBY\)](#) [PT908-7C\(BIN5\)](#) [PT968-8B\(6-2\)](#) [PT968-8C\(6-1\)](#) [PT204-6B\(BY\)\(J\)](#) [PT968-8B\(6-1\)](#) [PD70-01C/TR7\(BY\)](#) [PT968-](#)  
[8C\(6-2\)](#) [XYC-PD3020F90-S3](#) [ZSPD-Z3215C-10A-Z2](#) [ZSPD-Z3227B-10C-Z3](#) [ZSPD-Z3227C-10-Z3](#) [PD15-22C/TR8\(BY\)](#) [ZPD-Z3224B-](#)  
[T26-T15\(YPX\)](#) [ZSPD-Z5042C-A10-Z1](#) [ZSPD053B-S40](#) [PT334-6C\(BY\)\(K\)](#) [PT968-8C\(X1-X4\)XBY](#) [PT334-6B\(BY\)\(K\)](#) [PT928-6C\(5-2\)](#)  
[PT334-6B\(BY\)\(L\)](#) [PT333-3B\(BY\)\(K\)](#) [PT334-6B\(BY\)\(M\)](#) [XYC-PD2835F30-F1](#) [XYC-PD204B-L1](#) [XYC-PD3A940FC-F1](#) [XYC-PD4335F90-](#)  
[E2](#) [LTR-546AD](#) [BPV23FL](#) [BPW 34 FAS](#) [BPW 34 FS](#) [IG17X1000S4I](#) [IG22X250S4I](#) [VTD205H](#) [VTD205KH](#)