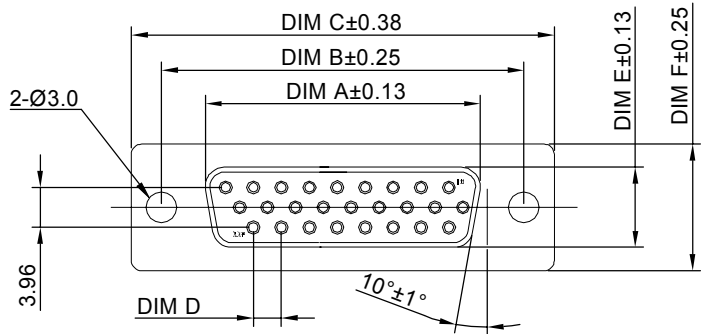


1 2 3 4 5 6 7 8

A

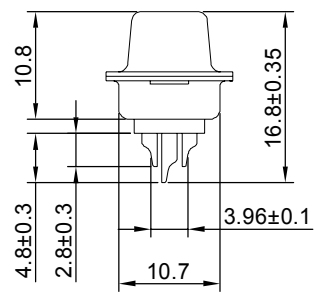
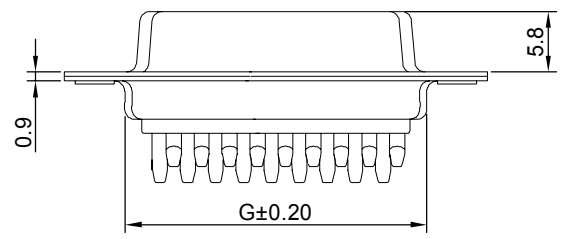


|          |           |       |       |      |       |       |       |
|----------|-----------|-------|-------|------|-------|-------|-------|
| 78P      | 52.23     | 61.10 | 67.10 | 2.41 | 10.80 | 12.50 |       |
| 62P      | 54.84     | 63.50 | 69.32 | 2.41 | 7.92  | 12.50 | 57.30 |
| 44P      | 38.38     | 47.04 | 53.04 | 2.29 | 7.92  | 12.50 | 41.10 |
| 26P      | 24.66     | 33.32 | 39.14 | 2.29 | 7.92  | 12.50 | 27.70 |
| 15P      | 16.33     | 24.99 | 30.81 | 2.29 | 7.92  | 12.50 |       |
| POS. NO. | A         | B     | C     | D    | E     | F     | G     |
|          | DIMENSION |       |       |      |       |       |       |

**SPECIFICATIONS:**  
 Current rating:3.0A AC/DC  
 Voltage rating:250V AC/DC  
 Contact resistance:30m ohm MAX  
 Insulation resistance:5000M ohm MIN  
 Withstanding voltage:1000V AC for one minute  
 Operating temperature range:-40°C~+85°C

**MATERIAL AND FINISH**  
 Insulator:PBT+30%G.F(UL94V-0)  
 Contact:Copper Alloy, Nickel Undercoated Selective Gold Plated  
 Shell:Metal Iron, With Tin Plated

B



**PART NO.:**

Z-SUB HB \* F \* \* 7 \* \* \* \*

NO. OF CONTACTS — F \* \* 7 \* \* \* \*  
 B=15PIN  
 D=26PIN  
 F=44PIN  
 G=62PIN  
 H=78PIN

HOUSING TYPE  
 F=Female

MOUNTING OPTIONS  
 1=RIVETED W/SHIELD ONLY  
 2=RIVETED W/FRONT RIVET  
 3=RIVETED W/REAR RIVET  
 4=RIVETED W/FRONT RIVET REAR RIVET

MARK  
 0=NO LOGO  
 1=NEXTRON LOGO

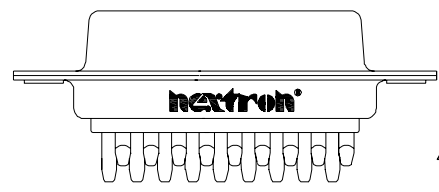
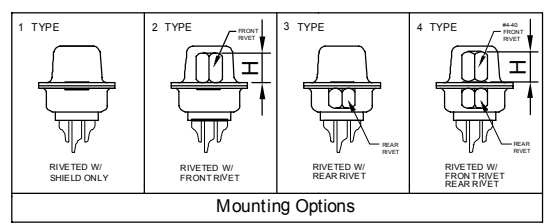
INSULATOR COLOR  
 0=BLACK  
 6=BLUE  
 9=WHITE

INSULATOR MATERIAL  
 0=PBT  
 2=NYLON

CONTACT PLATED:(CONTACT AREA)  
 A=GOLD 1u"/Light Tin  
 B=GOLD 3u"/Light Tin  
 C=GOLD 5u"/Light Tin  
 E=GOLD 15u"/Light Tin  
 F=GOLD 30u"/Light Tin

CONTACTS MATERIAL  
 7=PHOSPHOR BRONZE


C



△ NUT POST HEIGHT(H)  
 0=5.8mm(STD)  
 1=4.8mm

D

E



|      |               |       |            |
|------|---------------|-------|------------|
| B    | ECN-19105     | △ B=1 | 2019/11/14 |
| A    | ADD LOGO MARK |       | 2017/05/04 |
| REV. | DESCRIPTION   |       | DATE       |

|                                          |              |                               |                                                                                                                                    |  |  |       |       |      |     |     |   |
|------------------------------------------|--------------|-------------------------------|------------------------------------------------------------------------------------------------------------------------------------|--|--|-------|-------|------|-----|-----|---|
| UNITS:<br>■ mm □ inch                    | SIZE<br>A3   | NAME:<br>D-SUB HB TYPE FEMALE | <br>NEXTRONICS ENGINEERING CORP.                                                                                                   |  |  |       |       |      |     |     |   |
| GENERAL TOLERANCE:<br>(UNLESS SPECIFIED) |              | PART NO: Z-SUBHBXFX7XXXX      | TITLE: CUSTOMER DWG                                                                                                                |  |  |       |       |      |     |     |   |
| 4 PLACE ± **                             | mm inch ± ** | APPD:                         | DWG NO: 010-0000-P78                                                                                                               |  |  |       |       |      |     |     |   |
| 3 PLACE ± **                             | mm inch ± ** | CHKD:                         | <table border="1"> <tr> <td>SCALE</td> <td>SHEET</td> <td>REV.</td> </tr> <tr> <td>1/1</td> <td>1/1</td> <td>B</td> </tr> </table> |  |  | SCALE | SHEET | REV. | 1/1 | 1/1 | B |
| SCALE                                    | SHEET        | REV.                          |                                                                                                                                    |  |  |       |       |      |     |     |   |
| 1/1                                      | 1/1          | B                             |                                                                                                                                    |  |  |       |       |      |     |     |   |
| 2 PLACE ± 0.20                           | mm inch ± ** | DRAW:                         |                                                                                                                                    |  |  |       |       |      |     |     |   |
| 1 PLACE ± 0.30                           | mm inch ± ** | DESIGN: Lu陳惠枝                 | 2019/11/29                                                                                                                         |  |  |       |       |      |     |     |   |
| ANGLES X° ± 3°                           |              |                               |                                                                                                                                    |  |  |       |       |      |     |     |   |

CONFIDENTIAL: THIS DOCUMENT CONTAINED THE INFORMATION IS PROPRIETARY AND CONFIDENTIAL TO Nextronics Engineering Corp. NO PERSON IS ALLOWED TO USE COPY, PUBLISH OR OTHERWISE DISCLOSE THE INFORMATION TO OTHERS, UNLESS BY THE PRIOR WRITTEN EXPRESS AUTHORIZATION OF Nextronics Engineering Corp. (C)COPYRIGHT- Nextronics Engineering Corp.

## X-ON Electronics

Largest Supplier of Electrical and Electronic Components

*Click to view similar products for [D-Sub Standard Connectors](#) category:*

*Click to view products by [Nextronics](#) manufacturer:*

Other Similar products are found below :

[56F711-015](#) [LV242999-142T12](#) [015-0339-000](#) [015-0341-000](#) [015-0349-000](#) [015-0350-000](#) [015-0372-008](#) [015-8544-011](#) [017041-0005](#)  
[020419-0104](#) [012-0467-000](#) [012-9507-114](#) [020745-0008](#) [609-25P](#) [609-9P](#) [M24308/2-23Z](#) [M24308/2-36Z](#) [CT0-24-10SC](#) [CT06E20-22SS](#)  
[CT0P14S-5SXS](#) [CT0P22-14PS](#) [CT0U22-14PSA206F127](#) [CT1E20-19SS](#) [CT1E20-22SCAU-G9](#) [CT1LA20-22SS](#) [CT2-10SL-3SC](#) [CT2-10SL-4PH](#) [CT2-14S-2PCA34](#) [CT2-16S-17PS](#) [CT2-18-10PS-FMLB-D](#) [CT2-18-11PCAU](#) [CT2-18-1PSAUA34](#) [CT2-22-19SC](#) [CT2-22-19SS-A206](#)  
[CT2-22-22PSA34](#) [CT2-24-2PS](#) [CT2-28-12SC](#) [CT2-28-12SSA232](#) [CT6-10SL-3SC](#) [CT6-10SL-4SC](#) [CT6-14S-2SC](#) [CT6-16-12SC](#) [CT6-18-10PSA206](#) [CT6-18-10PSA232](#) [CT6-18-10SSF127A206](#) [CT6-20-15SSA232](#) [CT6-22-10PS](#) [CT6-28-22SS](#) [CT6E14S-2S0](#) [CT6E14S-2SC-A206](#)