

GBL606L

LOW VF BRIDGE RECTIFIERS



VOLTAGE	600 Volts	CURRENT	6.0 Amperes	GBL	Marking & Schematic diagram
----------------	-----------	----------------	-------------	------------	--

FEATURES

- Glass passivated die construction
- low forward voltage drop
- High current capability
- High surge current capability
- Plastic material-UL flammability 94V-0

MECHANICAL DATA

- Case: D3K , olded lastic
- Terminals: Plated Leads Solderable per MIL-STD-202, Method 208
- Polarity: As Marked on Case
- Mounting Position: Any
- Marking: GBL606L
- Lead Free: For RoHS / Lead Free Version

TYPICAL APPLICATIONS

- For use in low voltage ,high frequency inverters ,DC/DC converters,free wheeling ,and polarity protection applications

PIN	DISCRIPTION
1	Output Cathode(+)
2	Input Pin(AC1)
3	Input Pin(AC2)
4	Output Anode(-)

Remark:

- ①.NH=niuhang trademark;
- ②.FF=Product line code,According to actual changes
YWW=Data code,According to actual changes
EDDKF=Internal control code,According to actual changes
- ③.GBL606L=Modle
- ④."+ AC -"= Polarity mark

Single phase,half wave,60Hz,resistive or inductive load.For capacitive load,derate current by 20%

Maximum Ratings (Ratings at 25°C ambient temperature unless otherwise specified)

Parameter	Symbol	GBL606L	Unit
Maximum Repetitive Peak Reverse Voltage	V_{RRM}	600	V
Maximum RMS Voltag	V_{RMS}	420	V
Maximum DC Blocking Voltage	V_{DC}	600	V
Maximum Average Forward Rectified Current @ TC=100°C (see fig.1)	$I_{F(AV)}$	6 2.6	A
Peak Forward Surge Current 8.3ms Single Half Sine-wave Superimposed On Rate Load (JEDEC Method)	I_{FSM}	150	A
Current Squared Time Per Diode(t<8.3ms)	$I^2 t$	93.38	A ² sec

Electrical Characteristics (Ratings at 25°C ambient temperature unless otherwise specified)

Parameter	Symbol	GBL606L	Unit
Maximum Forward Voltage Per Diode (Note 1)	V_{FM}	1.05 0.95	V
Maximum DC Reverse Current at Rated DC Blocking Voltage (Note 2)	I_{RRM}	5 500	uA
Typical Junction Capacitance(Note 3)	C_J	55	pF

Thermal Characteristics (Ratings at 25°C ambient temperature unless otherwise specified)

Parameter	Symbol	GBL606L	Unit
Operating Junction Temperature Range	T_J	-55 to +150	°C
Storage Temperature Range	T_{STD}	-55 to +150	
Typical thermal resistance (Note 4)	$R_{\theta JA}$ $R_{\theta JL}$	34 4.0	°C/W

- Notes:
1. Pulse test: 300 μs pulse width,1% duty cycle
 2. Pulse test: pulse width ≤40ms
 3. Measured at 1 MHZ and applied reverse voltage of 4.0 VDC.
 4. Device mounted on 75mmx75mmx1.6mm Cu Plate Heatsink.

GBL606L

LOW VF BRIDGE RECTIFIERS



RATING AND CHARACTERISTIC CURVES

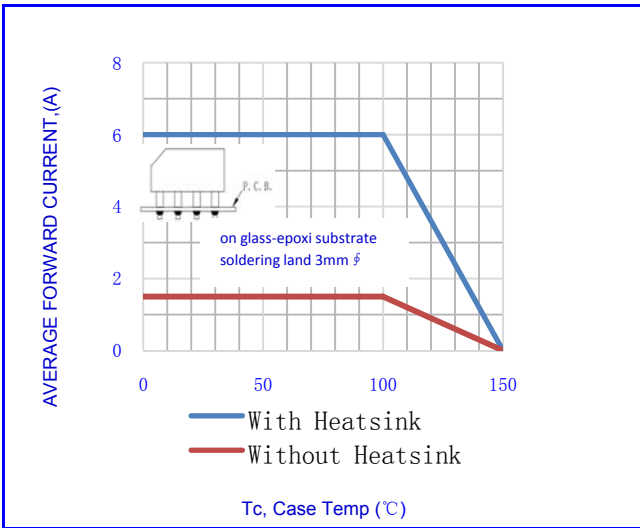


Fig.1-FORWARD CURRENT DERATING CURVE

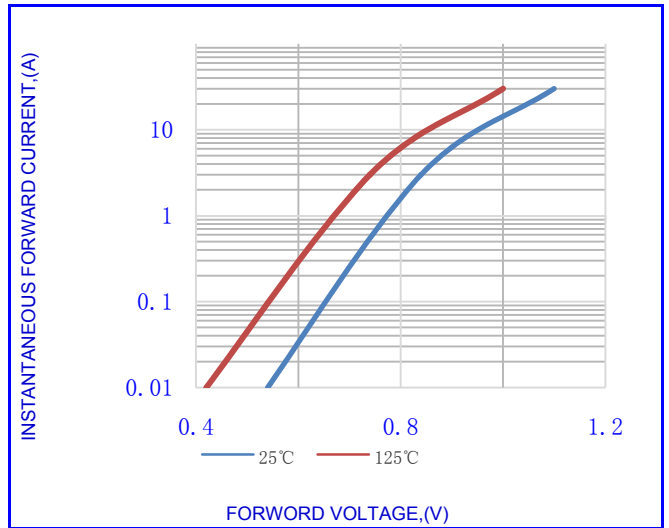


Fig.2- TYPICAL INSTANTANEOUS FORWARD

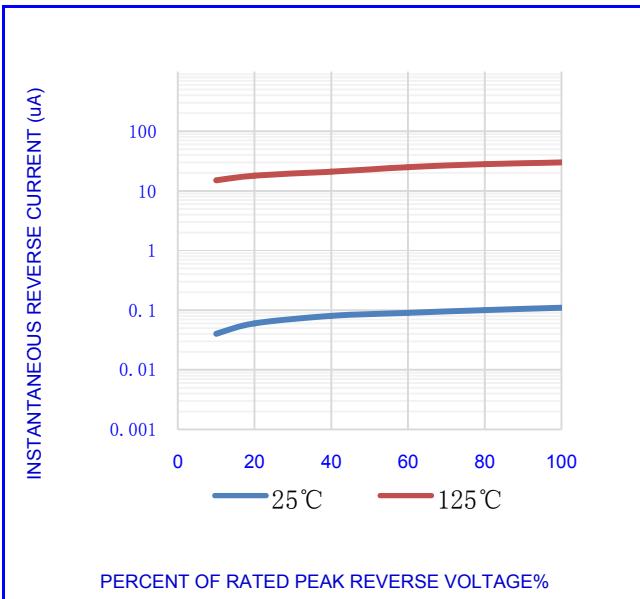


Fig.3- TYPICAL REVERSE CHARACTERISTICS

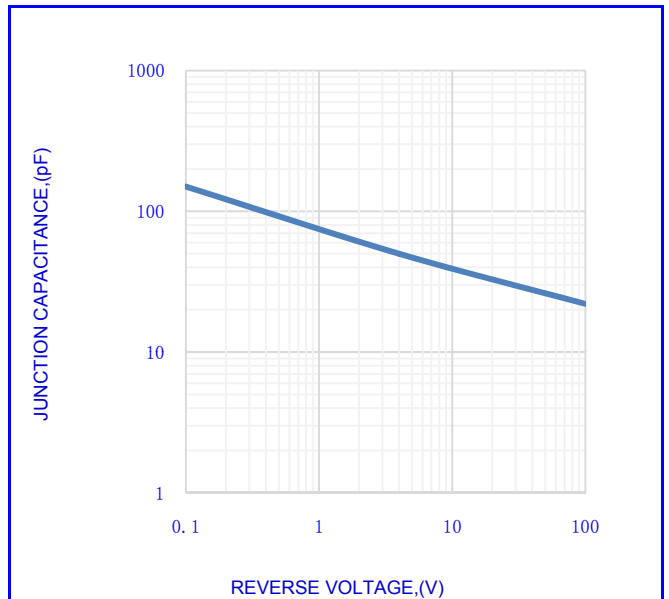


Fig.4- TYPICAL JUNCTION CAPACITANCE

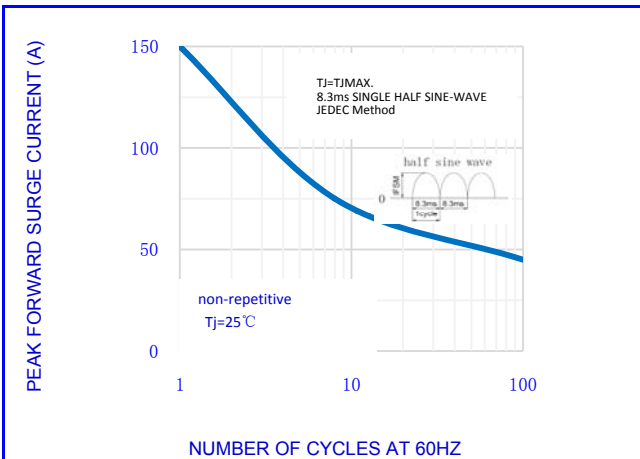


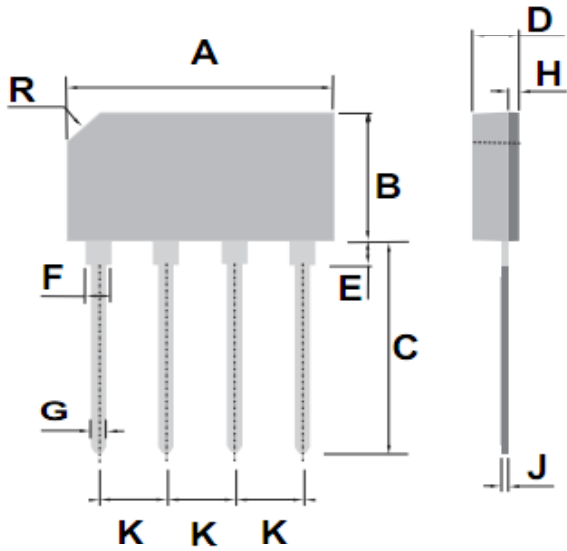
Fig.5-MAX. NON-REPETITIVE SURGE CURRENT

GBL606L

LOW VF BRIDGE RECTIFIERS



OUTLINE DRAWINGS



OUTLINE DIMENSIONS						
DIM	MILLIMETERS			INCHES		
	MIN.	TYP.	MAX.	MIN.	TYP.	MAX.
A	19.6	-	20.6	0.772	-	0.811
B	10.7	-	11.2	0.421	-	0.441
C	12.7	-	14.2	0.500	-	0.559
D	3.4	-	3.6	0.134	-	0.142
E	2.4	-	3.0	0.094	-	0.118
F	1.1	-	1.8	0.043	-	0.071
G	0.95	-	1.15	0.037	-	0.045
H	0.6	-	1.1	0.024	-	0.043
J	0.4	-	0.6	0.016	-	0.024
K	4.5	-	5.3	0.177	-	0.209
R	-	3	-	-	0.118	-

GBL

Packing Information

Package	Pack	Quantity (pcs/box)	Box Size L×W×H(mm)	Carton Size L×W×H(mm)	Quantity (box/carton)
GBL	B/P	500	230*50*230	495*245*180	10

GBL606L

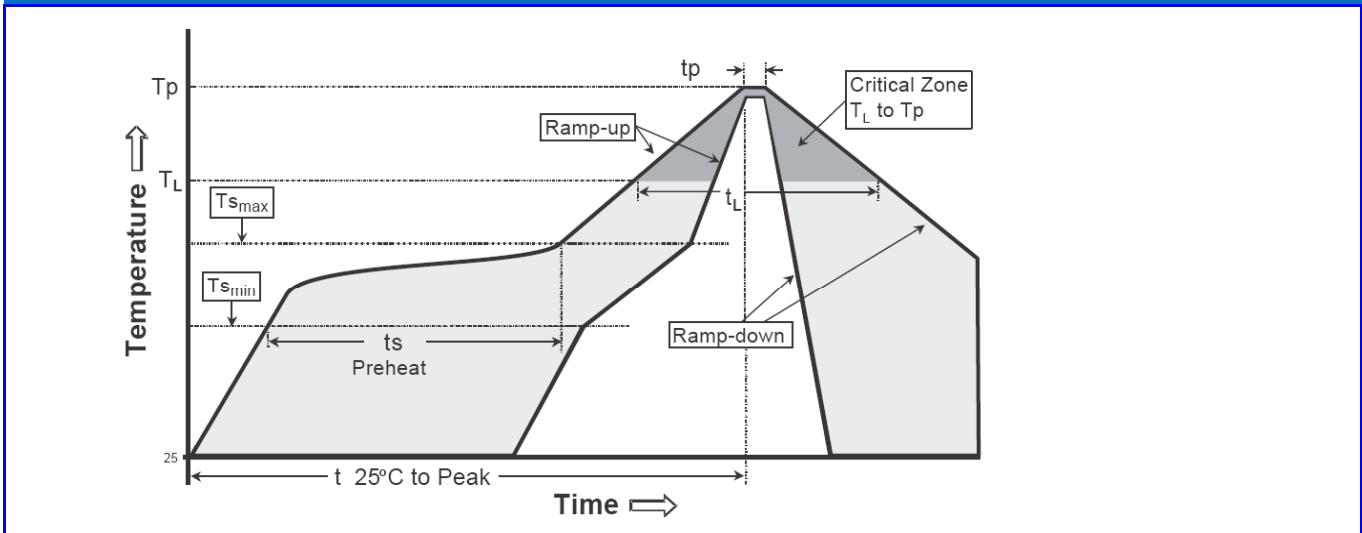
LOW VF BRIDGE RECTIFIERS



Recommended wave soldering condition

Product	Peak Temperature	Soldering Time
Pb-free devices	260 +0/-5 °C	5 +1/-1 seconds

Recommended temperature profile for IR reflow



Profile feature	Sn-Pb eutectic Assembly	Pb-free Assembly
Average ramp-up rate (T _{Smax} to T _p)	3°C/second max.	3°C/second max.
Preheat -Temperature Min(T _{S min}) -Temperature Max(T _{S max}) -Time(t _{s min} to t _{s max})	100°C 150°C 60-120 seconds	150°C 200°C 60-180 seconds
Time maintained above: -Temperature (T _L) - Time (t _L)	183°C 60-150 seconds	217°C 60-150 seconds
Peak Temperature(T _p)	240 +0/-5 °C	260 +0/-5 °C
Time within 5°C of actual peak temperature(tp)	10-30 seconds	20-40 seconds
Ramp down rate	6°C/second max.	6°C/second max.
Time 25 °C to peak temperature	6 minutes max.	8 minutes max.

Note : All temperatures refer to topside of the package, measured on the package body surface.

GBL606L

LOW VF BRIDGE RECTIFIERS



Disclaimer

- Reproducing and modifying information of the document is prohibited without permission from Niu Hang Electronics Co., LTD
- Niu Hang Electronics Co., LTD. reserves the rights to make changes of the content herein the document anytime without notification.
- Niu Hang Electronics Co., LTD. disclaims any and all liability arising out of the application or use of any product including damages incidentally and consequentially occurred.
- Niu Hang Electronics Co., LTD. does not assume any and all implied warranties, including warranties of fitness for particular purpose, non-infringement and merchantability.
- Applications shown on the herein document are examples of standard use and operation. Customers are responsible in comprehending the suitable use in particular applications. Niu Hang Electronics Co., LTD. makes no representation or warranty that such applications will be suitable for the specified use without further testing or modification.
- The products shown herein are not designed and authorized for equipments requiring high level of reliability or relating to human life and for any applications concerning life-saving or life-sustaining, such as medical instruments, transportation equipment, aerospace machinery et cetera. Customers using or selling these products for use in such applications do so at their own risk and agree to fully indemnify Niu Hang Electronics Co., LTD. for any damages resulting from such improper use or sale.
- When the appearance of the product and chip size does not change, in order to product the customer quality, change the internal structure and the production process Niu Hang can not notify

X-ON Electronics

Largest Supplier of Electrical and Electronic Components

Click to view similar products for [Bridge Rectifiers](#) category:

Click to view products by [NH manufacturer](#):

Other Similar products are found below :

[MB252](#) [MB356G](#) [MB358G](#) [GBJ1504-BP](#) [GBU10B-BP](#) [GBU15K-BP](#) [GBU4A-BP](#) [GBU4D-BP](#) [DB101-BP](#) [DF01](#) [DF10SA-E345](#) [KBPC50-10S](#) [RS405GL-BP](#) [GBJ1502-BP](#) [GBU6M](#) [TB102M](#) [MB1510](#) [MB86](#) [TL401G](#) [MDA920A2](#) [TU602](#) [TU810](#) [MP5010W-BP](#) [MP501W-BP](#) [MP502-BP](#) [KBPC25-02](#) [VBO160-12NO7](#) [VS-110MT120KPBF](#) [VS-60MT80KPBF](#) [DB105-BP](#) [DF1510S](#) [VS-40MT160PAPBF](#) [GBU4G-BP](#) [GSIB15A80-E3/45](#) [DB104-BP](#) [D3SB60](#) [TB354](#) [GBJ2504-BP](#) [26MB100A](#) [B1S-G](#) [VS-40MT160KPBF](#) [VUO162-16NO7](#) [ABS10-G](#) [GBU6B-BP](#) [GBJ1508-BP](#) [BR5010-G](#) [ABS6-G](#) [B125C800G-E4/51](#) [MSB15MH-13](#) [LBS10-13](#)