

RGBU806 THRU RGBU810
FAST RECOVERY BRIDGE RECTIFIERS



VOLTAGE	600~1000 Volts	CURRENT	8.0 Amperes	GBU	Marking & Schematic diagram										
FEATURES															
<ul style="list-style-type: none"> Glass passivated die construction low forward voltage drop High current capability High surge current capability Plastic material-UL flammability 94V-0 				<table border="1"> <thead> <tr> <th>PIN</th> <th>DISCIPTION</th> </tr> </thead> <tbody> <tr> <td>1</td> <td>Output Cathode(-)</td> </tr> <tr> <td>2</td> <td>Input Pin(AC1)</td> </tr> <tr> <td>3</td> <td>Input Pin(AC2)</td> </tr> <tr> <td>4</td> <td>Output Anode(+)</td> </tr> </tbody> </table>		PIN	DISCIPTION	1	Output Cathode(-)	2	Input Pin(AC1)	3	Input Pin(AC2)	4	Output Anode(+)
PIN	DISCIPTION														
1	Output Cathode(-)														
2	Input Pin(AC1)														
3	Input Pin(AC2)														
4	Output Anode(+)														
MECHANICAL DATA				<p>Remark:</p> <ul style="list-style-type: none"> ①. NH=niuhang trademark ②. FF=Product line code,According to actual changes YWW=Date code,According to actual changes EDDKF=Inernal code,According to actual changes ③. RGBU8xx=Modle,xx=06,08,10 ④. "- AC +"=Polarity mark 											
<ul style="list-style-type: none"> Case: GBU , olded lastic Terminals: Plated Leads Solderable per MIL-STD-202, Method 208 Polarity: As Marked on Case Mounting Position: Any Lead Free: For RoHS / Lead Free Version 															
TYPICAL APPLICATIONS															
<ul style="list-style-type: none"> For use in low voltage ,high frequency inverters ,DC/DC converters,free wheeling ,and polarity protection applications 															

Single phase,half wave,60Hz,resistive or inductive load.For capacitive load,derate current by 20%

Maximum Ratings (Ratings at 25°C ambient temperature unless otherwise specified)

Parameter	Symbol	RGBU806	RGBU808	RGBU810	Unit
Maximum Repetitive Peak Reverse Voltage	V_{RRM}	600	800	1000	V
Maximum RMS Voltag	V_{RMS}	420	560	700	V
Maximum DC Blocking Voltage	V_{DC}	600	800	1000	V
Maximum Average Forward Rectified Current @ TC=100°C (see fig.1)	$I_{F(AV)}$	with heatsink 8 without heatsink 3.2			A
Peak Forward Surge Current 8.3ms Single Half Sine-wave Superimposed On Rate Load (JEDEC Method)	I_{FSM}			220	A
Current Squared Time Per Diode(t<8.3ms)	$I^2 t$			200.86	A ² sec

Electrical Characteristcs (Ratings at 25°C ambient temperature unless otherwise specified)

Parameter	Symbol	RGBU806	RGBU808	RGBU810	Unit
Maximum Forward Voltage Per Diode @4A (Note 1)	V_{FM}	0.95			V
Maximum DC Reverse Current at Rated DC Blocking Voltage (Note 2)	I_{RRM}	T _C =25°C 1 T _C =125°C 200			uA
Typical Junction Capacitance Per Diode (Note 3)	C_J	65			pF
Maximum Reverse Recovery Time (Note 4)	T_{RR}	500			nS

Thermal Characteristcs (Ratings at 25°C ambient temperature unless otherwise specified)

Parameter	Symbol	RGBU806	RGBU808	RGBU810	Unit
Operating Junction Temperature Range	T_J	-55 to +150			°C
Storage Temperature Range	T_{STD}	-55 to +150			
Typical thermal resistance (Note 5)	$R_{\theta JA}$	23.0			°C/W
	$R_{\theta JC}$	1.8			

- Notes:
- Pulse test: 300 μs pulse width,1% duty cycle
 - Pulse test: pulse width≤40ms
 - Measured at 1 MHz and applied reverse voltage of 4.0 VDC.
 - Reverse Recovery Time test condition: IF=0.5A, IR=1.0A, IRR=0.25A
 - Device mounted on Device mounted on 75mm x 45mm x 4.5mm Aluminum Plate Heatsink.

RGBU806 THRU RGBU810
FAST RECOVERY BRIDGE RECTIFIERS



RATING AND CHARACTERISTIC CURVES

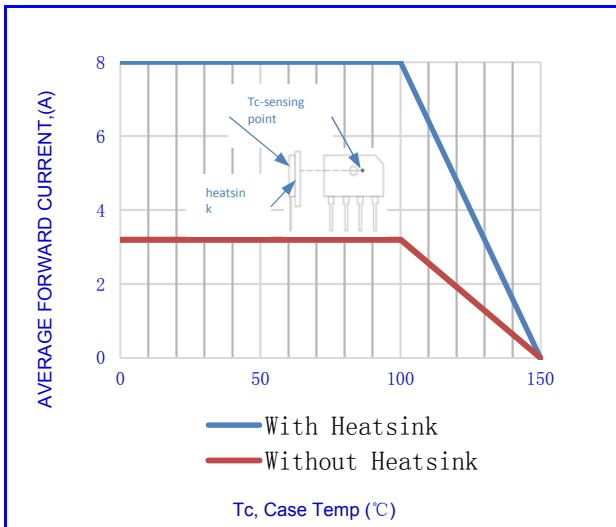


Fig.1-FORWARD CURRENT DERATING CURVE

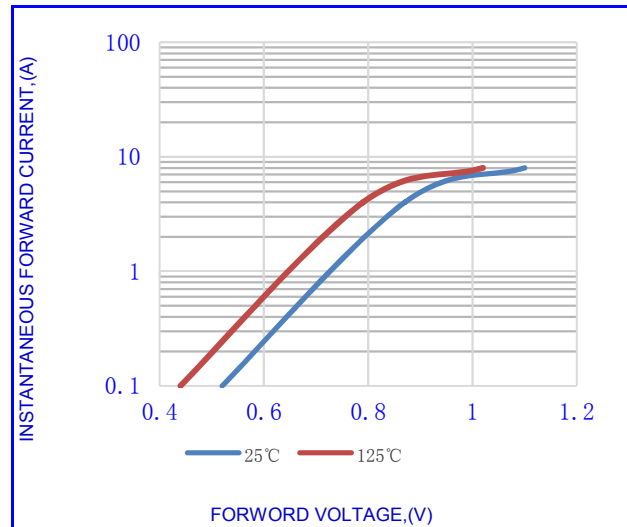


Fig.2- TYPICAL INSTANTANEOUS FORWARD

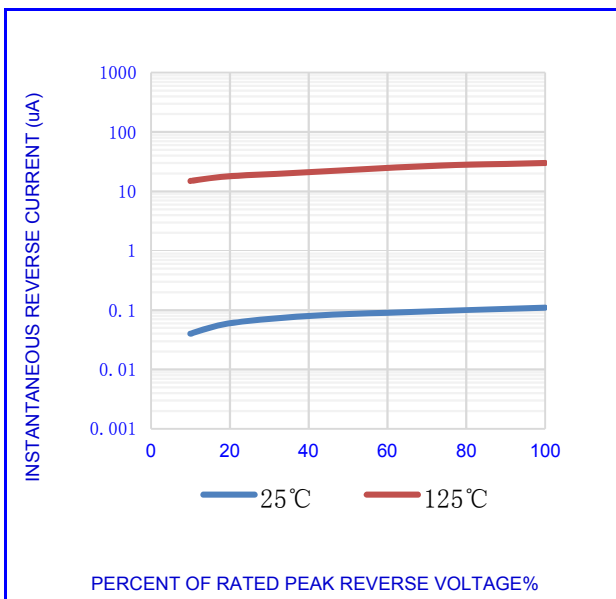


Fig.3- TYPICAL REVERSE CHARACTERISTICS

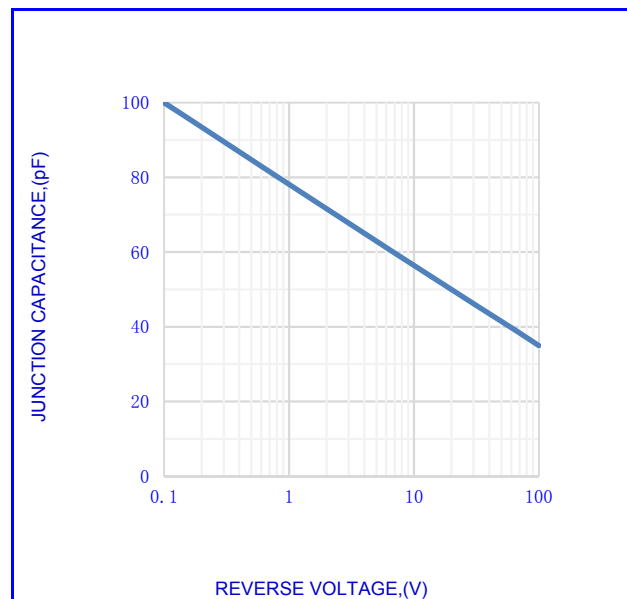


Fig.4- TYPICAL JUNCTION CAPACITANCE

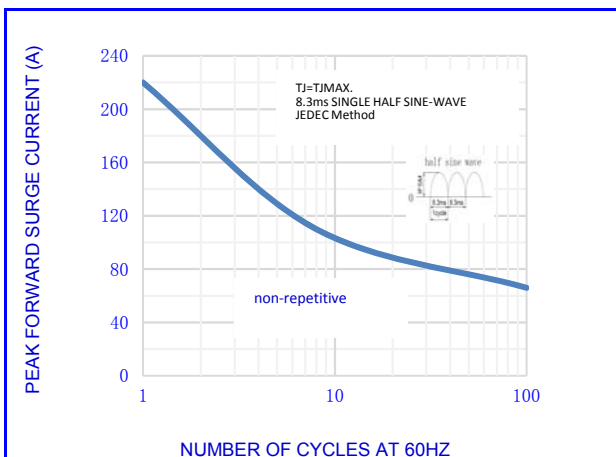


Fig.5-MAX. NON-REPETITIVE SURGE CURRENT

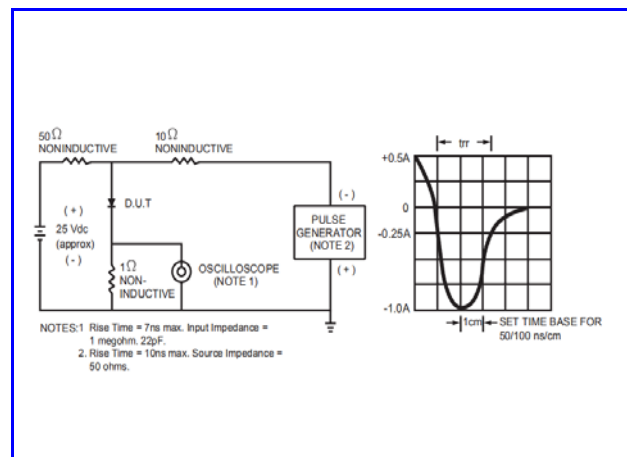


Fig.6- TEST CIRCUIT DIAGRAM AND REVERSE RECOVERY TIME CHARACTERISTIC

RGBU806 THRU RGBU810
FAST RECOVERY BRIDGE RECTIFIERS



OUTLINE DRAWINGS		GBU					
		OUTLINE DIMENSIONS					
		MILLIMETERS			INCHES		
DIM	MIN.	TYP.	MAX.	MIN.	TYP.	MAX.	
A	21.50	-	23.50	0.85	-	0.93	
B	18.30	-	19.10	0.72	-	0.75	
C	10.90	-	11.10	0.43	-	0.44	
D	9.20	-	10.20	0.36	-	0.40	
E	1.90	-	2.70	0.07	-	0.11	
F	-	3.2°/45°	-	-	3.2°/45°	-	
G	5.50	-	5.90	0.22	-	0.23	
H	3.50	-	3.90	0.14	-	0.15	
J	2.00	-	2.40	0.08	-	0.09	
K	0.90	-	1.20	0.04	-	0.05	
L	15.00	15.50	16.00	0.59	0.61	0.63	
M	0.40	-	0.60	0.02	-	0.02	
N	2.30	-	2.70	0.09	-	0.11	
P	4.60	-	5.30	0.18	-	0.21	
T	3.30	-	3.60	0.13	-	0.14	

Packing Information

Package	Pack	Quantity (pcs/box)	Box Size L×W×H (mm)	Carton Size L×W×H (mm)	Quantity (pcs/carton)
GBU	B/P	250	230x110x40	455x245x230	5000

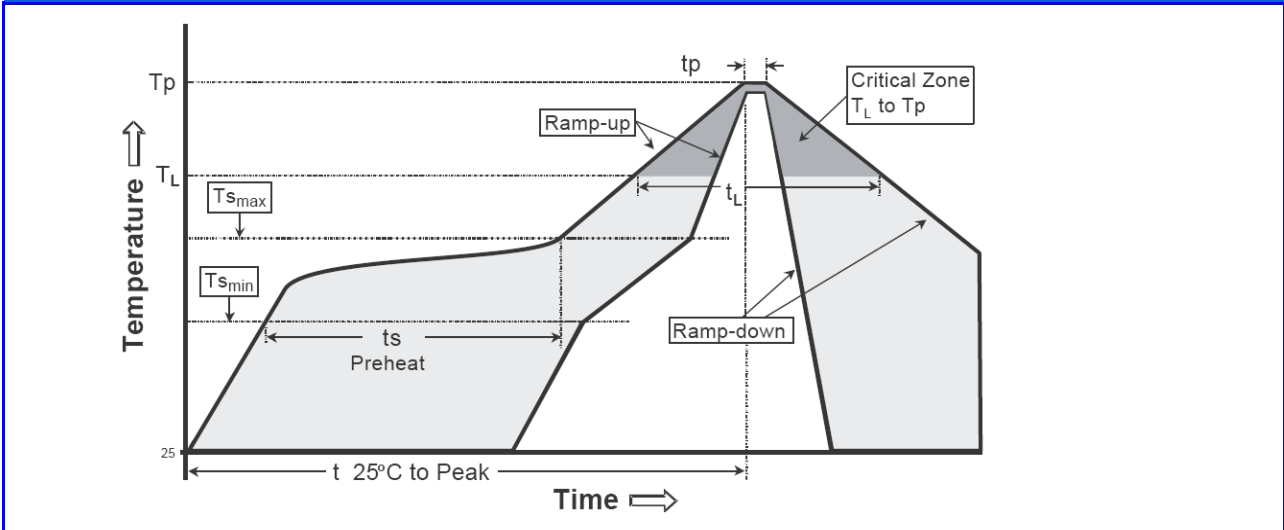
RGBU806 THRU RGBU810
FAST RECOVERY BRIDGE RECTIFIERS



Recommended wave soldering condition

Product	Peak Temperature	Soldering Time
Pb-free devices	260 +0/-5 °C	5 +1/-1 seconds

Recommended temperature profile for IR reflow



Profile feature	Sn-Pb eutectic Assembly	Pb-free Assembly
Average ramp-up rate (Tsmmax to Tp)	3°C/second max.	3°C/second max.
Preheat - Temperature Min(TS min) - Temperature Max(TS max) - Time(ts min to ts max)	100°C 150°C 60-120 seconds	150°C 200°C 60-180 seconds
Time maintained above: - Temperature (TL) - Time (tL)	183°C 60-150 seconds	217°C 60-150 seconds
Peak Temperature(TP)	240 +0/-5 °C	260 +0/-5 °C
Time within 5°C of actual peak temperature(tp)	10-30 seconds	20-40 seconds
Ramp down rate	6°C/second max.	6°C/second max.
Time 25 °C to peak temperature	6 minutes max.	8 minutes max.

Note : All temperatures refer to topside of the package, measured on the package body surface.

RGBU806 THRU RGBU810
FAST RECOVERY BRIDGE RECTIFIERS



Disclaimer

- Reproducing and modifying information of the document is prohibited without permission from niuhang Electronics co., LTD
- Niuhan Electronics co., LTD. reserves the rights to make changes of the content herein the document anytime without notification.
- Niuhan Electronics co., LTD. disclaims any and all liability arising out of the application or use of any product including damages incidentally and consequentially occurred.
- Niuhan Electronics co., LTD. does not assume any and all implied warranties, including warranties of fitness for particular purpose, non-infringement and merchantability.
- Applications shown on the herein document are examples of standard use and operation. Customers are responsible in comprehending the suitable use in particular applications. Niuhan Electronics co., LTD. makes no representation or warranty that such applications will be suitable for the specified use without further testing or modification.
- The products shown herein are not designed and authorized for equipments requiring high level of reliability or relating to human life and for any applications concerning life-saving or life-sustaining, such as medical instruments, transportation equipment, aerospace machinery et cetera. Customers using or selling these products for use in such applications do so at their own risk and agree to fully indemnify Niuhan Electronics co., LTD. for any damages resulting from such improper use or sale.
- When the appearance of the product and chip size does not change, in order to product the customer quality, change the internal structure and the production process Niuhan can not notify

X-ON Electronics

Largest Supplier of Electrical and Electronic Components

Click to view similar products for [Bridge Rectifiers](#) category:

Click to view products by [NH manufacturer](#):

Other Similar products are found below :

[MB252](#) [MB356G](#) [MB358G](#) [GBJ1504-BP](#) [GBU10B-BP](#) [GBU15K-BP](#) [GBU4A-BP](#) [GBU4D-BP](#) [DB101-BP](#) [DF01](#) [DF10SA-E345](#) [KBPC50-10S](#) [RS405GL-BP](#) [GBJ1502-BP](#) [GBU6M](#) [TB102M](#) [MB1510](#) [MB86](#) [TL401G](#) [MDA920A2](#) [TU602](#) [TU810](#) [MP5010W-BP](#) [MP501W-BP](#) [MP502-BP](#) [KBPC25-02](#) [VBO160-12NO7](#) [VS-110MT120KPBF](#) [VS-60MT80KPBF](#) [DB105-BP](#) [DF1510S](#) [VS-40MT160PAPBF](#) [GBU4G-BP](#) [GSIB15A80-E3/45](#) [DB104-BP](#) [D3SB60](#) [TB354](#) [GBJ2504-BP](#) [26MB100A](#) [B1S-G](#) [VS-40MT160KPBF](#) [VUO162-16NO7](#) [ABS10-G](#) [GBU6B-BP](#) [GBJ1508-BP](#) [BR5010-G](#) [ABS6-G](#) [B125C800G-E4/51](#) [MSB15MH-13](#) [LBS10-13](#)