

RS2A THRU RS2M

SURFACE MOUNT FAST RECOVERY RECTIFIERS



VOLTAGE: 50~1000 Volts

CURRENT: 2.0 Amperes

SMB(DO-214AA)

Marking and Polarity

FEATURES

- Glass passivated chip junction
- fast reverse recovery time
- Low Forward Voltage Drop for high efficiency
- Low leakage current for high reliability
- High forward surge capability for high reliability

MECHANICAL DATA

- **Terminals:** Plated Leads Solderable per MIL-STD-202, Method 208
- **Mounting Position:** Any
- **Lead Free:** Lead Free Finish, RoHS Compliant
- **Weight:** App. 0.095 grams (0.0034 ounce)

TYPICAL APPLICATIONS

- For use in high frequency inverters ,AC/DC converters, DC/DC converters,LED driver etc. applications



Remark:

- ①. NH=niuhang trademark
- ②. FF=Product line,According to actual changes;  
YWW=Periodic code,According to actual changes;
- ③. RS2x=Modle,x=A,B,D,G,J,K,M
- ④. White band denotes cathode

Maximum Ratings (Ratings at 25°C ambient temperature unless otherwise specified.)

Parameter	Symbol	RS2A	RS2B	RS2D	RS2G	RS2J	RS2K	RS2M	Unit
Maximum repetitive peak reverse voltage	$V_{RRM}$	50	100	200	400	600	800	1000	V
Maximum RMS voltage	$V_{RMS}$	35	70	140	280	420	560	700	V
Maximum DC blocking voltage	$V_{DC}$	50	100	200	400	600	800	1000	V
Maximum average forward rectified current(see fig.1)	$I_{F(AV)}$	2.0							A
Peak forward surge current 8.3ms single half sine-wave superimposed on rated load (JEDEC method at rated TL)(see fig.5)	$I_{FSM}$	60							A
Current Squared Time Per Diode(t<8.3ms)	$I^2t$	14.94							A <sup>2</sup> sec

Electrical Characteristics (Ratings at 25°C ambient temperature unless otherwise specified).

Parameter	Test Conditions		Symbol	RS2A	RS2B	RS2D	RS2G	RS2J	RS2K	RS2M	Unit
	$T_A=25^\circ C$	$T_A=125^\circ C$									
Maximum instantaneous forward voltage (see fig.2) (Note 1)	$T_A=25^\circ C$	$I_F=2.0 A$	$V_F$	1.30							V
	$T_A=125^\circ C$	$I_F=2.0 A$		1.25							
Maximum instantaneous reverse current at rated DC blocking voltage (see fig.3)(Note 1)	$T_A=25^\circ C$	$V_R=V_{RRM}$	$I_R$	5							uA
	$T_A=125^\circ C$	$V_R=80\%V_{RRM}$		200							
Maximum Reverse Recovery Time	$I_F=0.5A, I_R=1.0A, I_{RR}=0.25A$		$T_{RR}$	150			250	500		ns	
Typical junction capacitance(see fig.4)	4V,1MHz		$C_J$	18			10		pF		

Thermal Characteristics (Ratings at 25°C ambient temperature unless otherwise specified)

Parameter	Symbol	RS2A	RS2B	RS2D	RS2G	RS2J	RS2K	RS2M	Unit
Operating junction	$T_J$	-55 to 150							°C
Storage temperature range	$T_{STG}$	-55 to 150							
Typical thermal resistance (Note 2)	$R_{\theta JA}$	55							°C/W
	$R_{\theta JC}$	17							

Note: 1.Pulse width < 300 uS, Duty cycle < 2%

2.P. C. B mounted with 0.3\*0.3\*(7.62 x 7.62 mm) copper Pad Areas

RS2A THRU RS2M

SURFACE MOUNT FAST RECOVERY RECTIFIERS



RATING AND CHARACTERISTIC CURVES

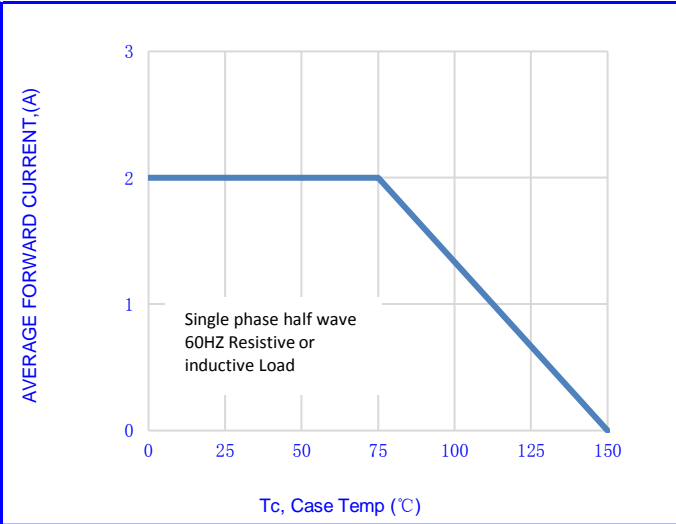


Fig.1- FORWARD CURRENT DERATING CURVE

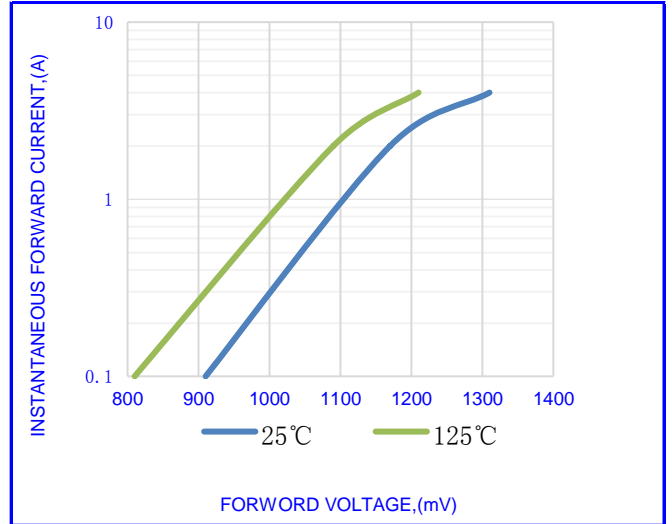


Fig.2-TYPICAL INSTANTANEOUS FORWARD

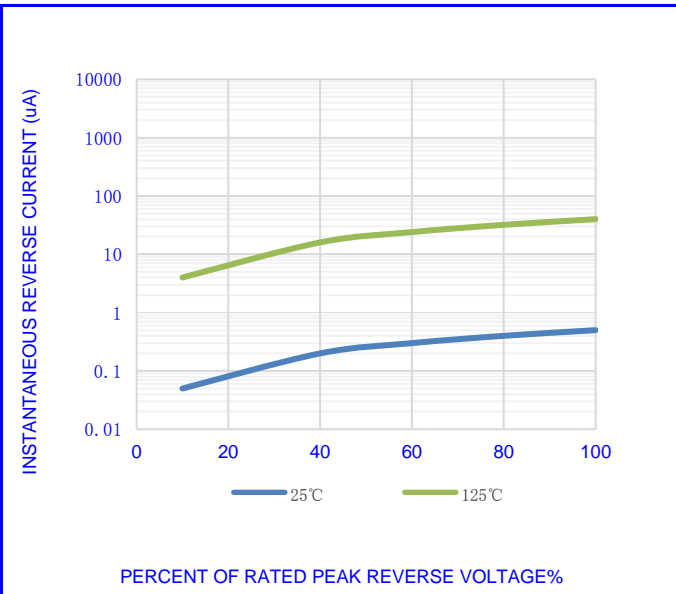


Fig.3-TYPICAL REVERSE CHARACTERISTICS

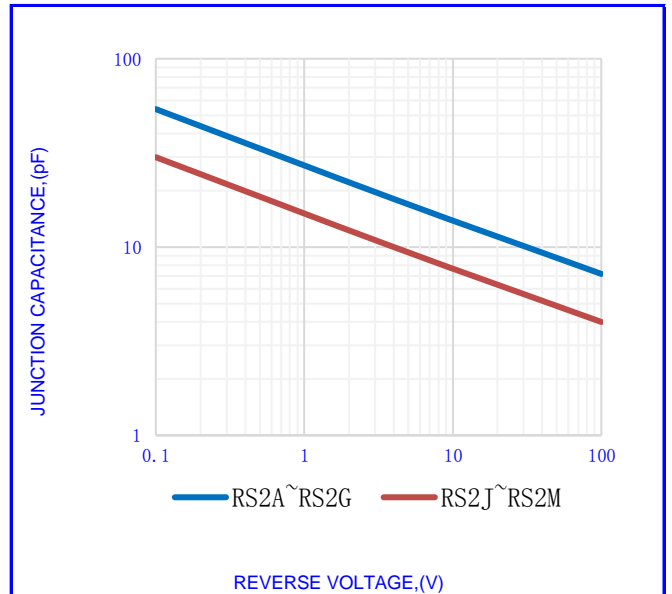


Fig.4- TYPICAL JUNCTION CAPACITANCE

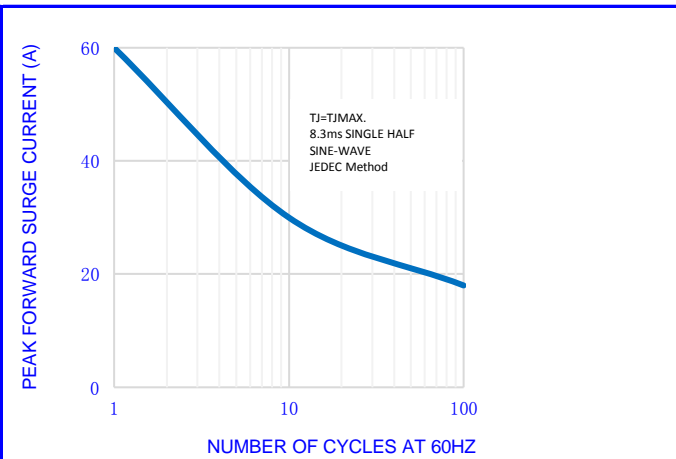


Fig.5-MAX. NON-REPETITIVE SURGE CURRENT

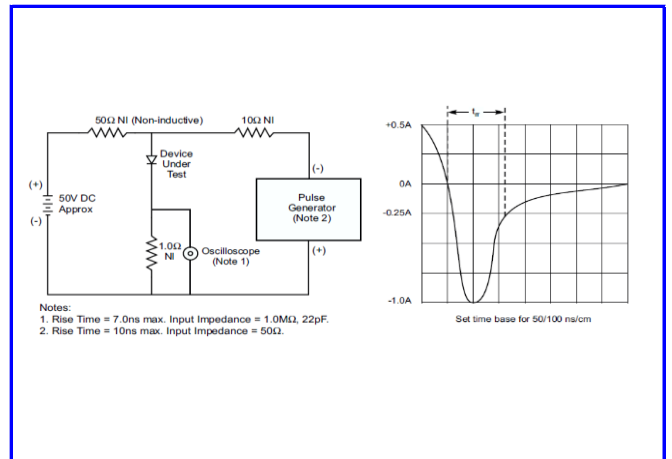


Fig.6-REVERSE RECOVERY TIME CHARACTERISTIC AND TEST CIRCUIT

**RS2A THRU RS2M**  
SURFACE MOUNT FAST RECOVERY RECTIFIERS



OUTLINE DRAWINGS				SMB(DO-214AA)					
				OUTLINE DIMENSIONS					
				Dim.	Millimeters			Inches	
Min.	Typ.	Max.	Min.		Typ.	Max.			
A	4.060	-	4.700	0.160	-	0.185			
B	5.080	-	5.590	0.200	-	0.220			
C	3.300	-	3.940	0.130	-	0.155			
D	2.130	-	2.440	0.083	-	0.096			
E	1.910	-	2.110	0.075	-	0.083			
F	0.760	-	1.270	0.030	-	0.050			
G	0.051	-	0.203	0.002	-	0.008			
H	0.152	-	0.305	0.006	-	0.012			

MOUNTING PAD LAYOUT				SMB(DO-214AA)					
				OUTLINE DIMENSIONS					
				Dim.	Millimeters			Inches	
Min.	Typ.	Max.	Min.		Typ.	Max.			
A	-	6.340	-	-	0.250	-			
B	-	2.720	-	-	0.107	-			
C	-	1.760	-	-	0.069	-			
D	-	2.290	-	-	0.090	-			

PACKING INFORMATION				SMB(DO-214AA)		
Package Method	Reel Size (mm)	Quantity (pcs/reel)	Inner Box Size LxWxH(mm)	Quantity (pcs/Inner Box)	Carton Size LxWxH(mm)	Quantity (pcs/carton)
Tape Reel	Φ330	3000	340x340x45	6000	360x360x470	60000

**RS2A THRU RS2M**

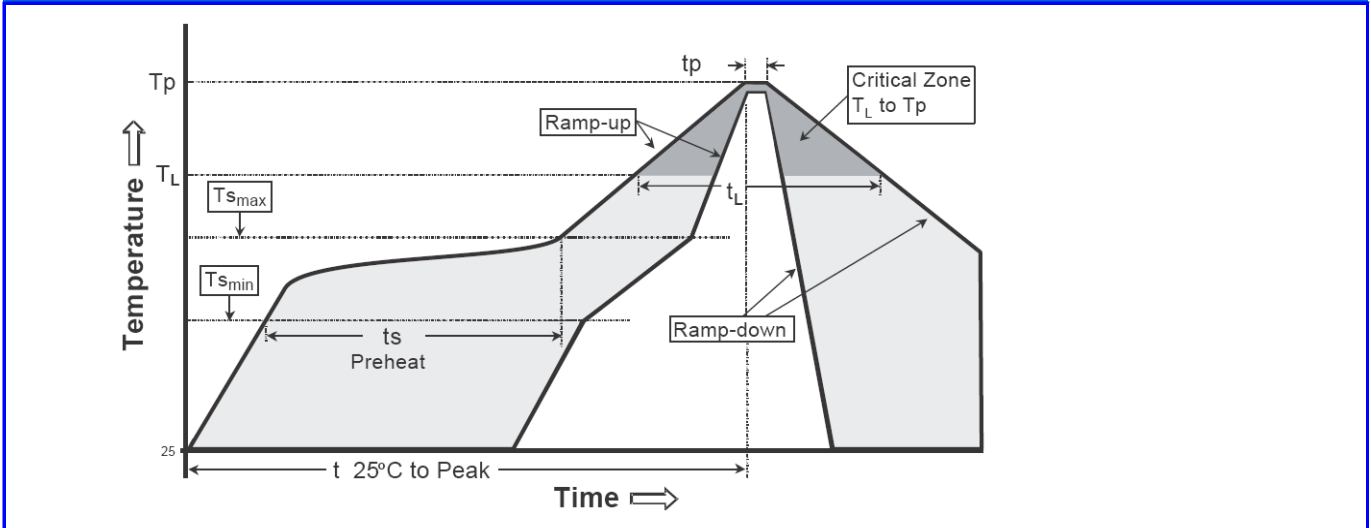
**SURFACE MOUNT FAST RECOVERY RECTIFIERS**



**Recommended wave soldering condition**

Product	Peak Temperature	Soldering Time
Pb-free devices	260 +0/-5 °C	5 +1/-1 seconds

**Recommended temperature profile for IR reflow**



Profile feature	Sn-Pb eutectic Assembly	Pb-free Assembly
Average ramp-up rate (Tsmax to Tp)	3°C/second max.	3°C/second max.
Preheat -Temperature Min(TS min) -Temperature Max(TS max) -Time(ts min to ts max)	100°C 150°C 60-120 seconds	150°C 200°C 60-180 seconds
Time maintained above: -Temperature (TL) - Time (tL)	183°C 60-150 seconds	217°C 60-150 seconds
Peak Temperature(TP)	240 +0/-5 °C	260 +0/-5 °C
Time within 5°C of actual peak temperature(tp)	10-30 seconds	20-40 seconds
Ramp down rate	6°C/second max.	6°C/second max.
Time 25 °C to peak temperature	6 minutes max.	8 minutes max.

Note : All temperatures refer to topside of the package, measured on the package body surface.

RS2A THRU RS2M

SURFACE MOUNT FAST RECOVERY RECTIFIERS



**Disclaimer**

- Reproducing and modifying information of the document is prohibited without permission from niuhang Electronics co., LTD
- Niuhan Electronics co., LTD. reserves the rights to make changes of the content herein the document anytime without notification.
- Niuhan Electronics co., LTD. disclaims any and all liability arising out of the application or use of any product including damages incidentally and consequentially occurred.
- Niuhan Electronics co., LTD. does not assume any and all implied warranties, including warranties of fitness for particular purpose, non-infringement and merchantability.
- Applications shown on the herein document are examples of standard use and operation. Customers are responsible in comprehending the suitable use in particular applications. Niuhan Electronics co., LTD. makes no representation or warranty that such applications will be suitable for the specified use without further testing or modification.
- The products shown herein are not designed and authorized for equipments requiring high level of reliability or relating to human life and for any applications concerning life-saving or life-sustaining, such as medical instruments, transportation equipment, aerospace machinery et cetera. Customers using or selling these products for use in such applications do so at their own risk and agree to fully indemnify Niuhan Electronics co., LTD. for any damages resulting from such improper use or sale.
- When the appearance of the product and chip size does not change, in order to product the customer quality, change the internal structure and the production process Niuhan can not notify

## X-ON Electronics

Largest Supplier of Electrical and Electronic Components

*Click to view similar products for [Rectifiers](#) category:*

*Click to view products by [NH manufacturer](#):*

Other Similar products are found below :

[70HFR40](#) [FR105 R0](#) [RL252-TP](#) [1N5397](#) [1N4005-TR](#) [1N4007-BP](#) [UFS120Je3/TR13](#) [20ETS12S](#) [RRE02VS6SGTR](#) [MS306](#) [A1N5404G-G](#)  
[CRF02\(T5L,TEMQ\)](#) [ACGRB207-HF](#) [CLH07\(TE16L,Q\)](#) [CLH03\(TE16L,Q\)](#) [1N5395-TP](#) [UES1302](#) [ACGRC307-HF](#) [ACEFC304-HF](#) [DZ-](#)  
[1380](#) [85HFR60](#) [40HFR60](#) [70HF120](#) [85HFR80](#) [SCF7500](#) [SM100](#) [ACGRA4001-HF](#) [SKN70/08](#) [NTE5819](#) [NTE5827](#) [NTE5828](#) [NTE5911](#)  
[NTE5915](#) [NTE6104](#) [NTE6163](#) [NTE6164](#) [NTE6165](#) [NTE6364](#) [TSD3G](#) [SET130312](#) [NRVUS110VT3G](#) [UES1106](#) [UES1306](#)  
[NRVUS240VT3G](#) [D5FE60-5063](#) [R4000GPS-TP](#) [D4015L56TP](#) [UES1306HR2](#) [FX20K120](#) [D20XB60-7101](#)