

## RSBL8010

### FAST RECOVERY BRIDGE RECTIFIERS



**VOLTAGE:** 1000 Volts

**CURRENT:** 8.0 Amperes

**SBL**

Marking & Schematic diagram

#### FEATURES

- Glass passivated die construction
- low forward voltage drop
- High surge current capability(IFSM)
- Good soft recovery features are good for EMC
- Small high-temperature leakage current(IR)
- Good consistency in electrical performance

#### MECHANICAL DATA

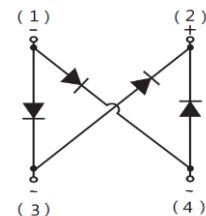
- **Case SBL**  
Molding compound meets UL 94 V-0 flammability rating, RoHS-compliant
- **Mounting Position:** Any
- **Weight:** App. 0.440 grams(0.0155ounce)

#### TYPICAL APPLICATIONS

- Applied to high-frequency power converters such as PD chargers and adapters



PIN	DISCRIPTION
1	Output Cathode(-)
2	Output Anode(+)
3	Input Pin(-)
4	Input Pin(-)



Remark:

- ①. NH=niuhang trademark
- ②. FF=Product line code,According to actual changes  
YWW=Data code,According to actual changes  
EDD=Inernal code,According to actual changes
- ③. RSBL8010=Modle
- ④. "- ~ ~ +"=Polarity mark

Single phase,half wave,60Hz,resistive or inductive load.For capacitive load,derate current by 20%

#### Maximum Ratings (Ratings at 25°C ambient temperature unless otherwise specified )

Parameter	Symbol	RSBL8010	Unit
Maximum Repetitive Peak Reverse Voltage	$V_{RRM}$	1000	V
Maximum RMS Voltag	$V_{RMS}$	700	V
Maximum DC Blocking Voltage	$V_{DC}$	1000	V
Maximum Average Forward Rectified Current @ TC=100°C (see fig.1)	$I_{F(AV)}$	8.0	A
Peak Forward Surge Current 8.3ms Single Half Sine-wave Superimposed On Rate Load (JEDEC Method)	$I_{FSM}$	200	A
Current Squared Time Per Diode( $t < 8.3ms$ )	$I^2 t$	166.00	A <sup>2</sup> sec

#### Electrical Characteristics (Ratings at 25°C ambient temperature unless otherwise specified )

Parameter	Test Conditions	Symbol	RSBL8010			Unit
			Min.	Typ.	Max.	
Maximum Forward Voltage Per Diode (Note 1)	Ta=25°C IF= 4.0 A	$V_{FM}$	--	0.92	1.1	V
Maximum DC Reverse Current at Rated DC Blocking Voltage (Note 1)	Ta=25°C VR= 1000 V	$I_{RRM}$	--	0.80	10	uA
	Ta=125°C VR= 1000 V		--	80	500	
Typical Junction Capacitance Per Diode	IF=0.5A, IR=1.0A, IRR=0.25A	$C_J$	70			pF
Maximum Reverse Recovery Time	4V,1MHz	$T_{RR}$	500			nS

#### Thermal Characteristics (Ratings at 25°C ambient temperature unless otherwise specified )

Parameter	Symbol	RSBL8010	Unit
Operating Junction Temperature Range	$T_J$	-55 to 150	°C
Storage Temperature Range	$T_{STD}$	-55 to 150	
Typical thermal resistance (Note 2)	$R_{\theta JA}$	60.0	°C/W
	$R_{\theta JC}$	10.0	

- Notes: 1. Pulse test: 300  $\mu$ s pulse width,1% duty cycle  
2. Device mounted on Device mounted on 75mm x 45mm x 5.5mm Aluminum Plate Heatsink.

RSBL8010

FAST RECOVERY BRIDGE RECTIFIERS



RATING AND CHARACTERISTIC CURVES

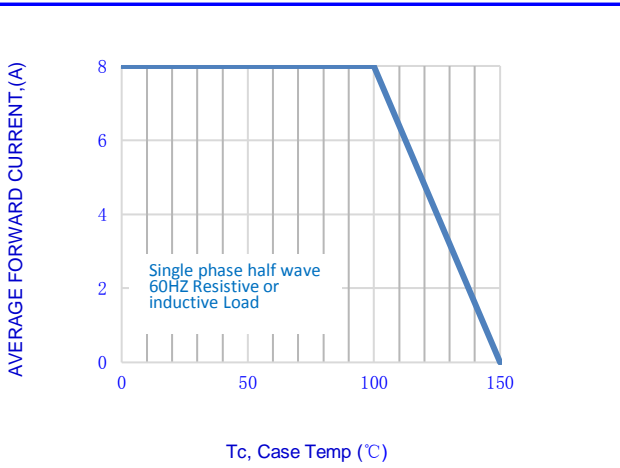


Fig.1-FORWARD CURRENT DERATING CURVE

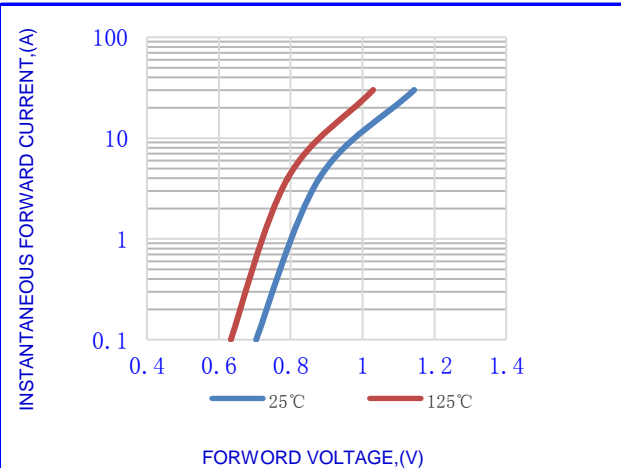


Fig.2- TYPICAL INSTANTANEOUS FORWARD

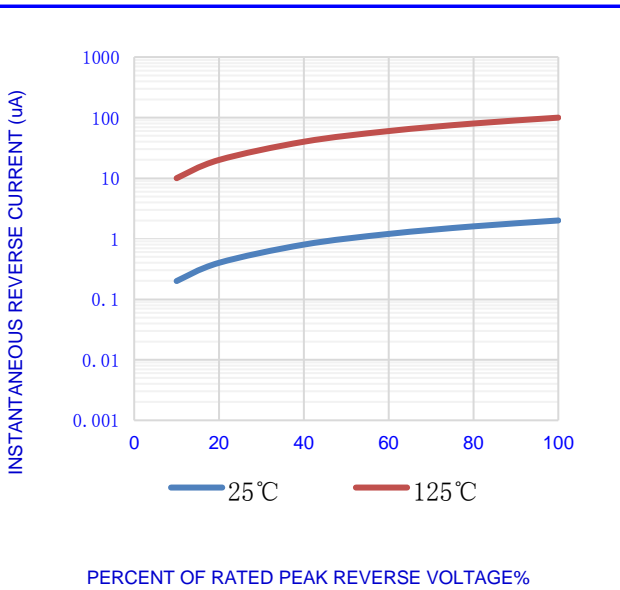


Fig.3- TYPICAL REVERSE CHARACTERISTICS

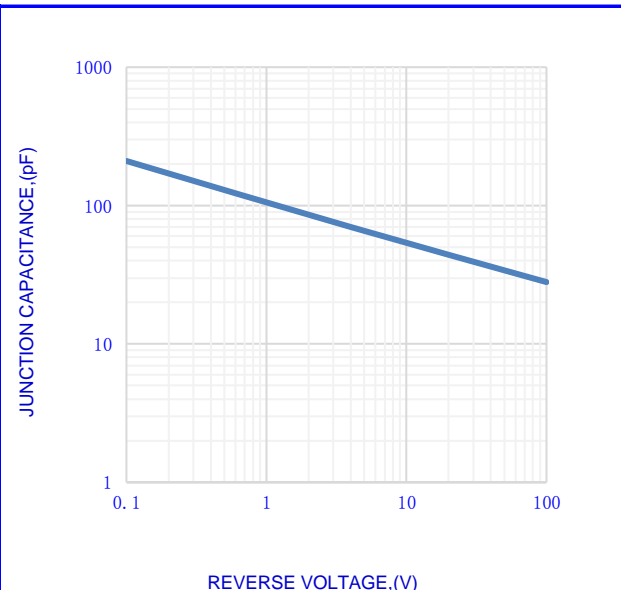


Fig.4- TYPICAL JUNCTION CAPACITANCE

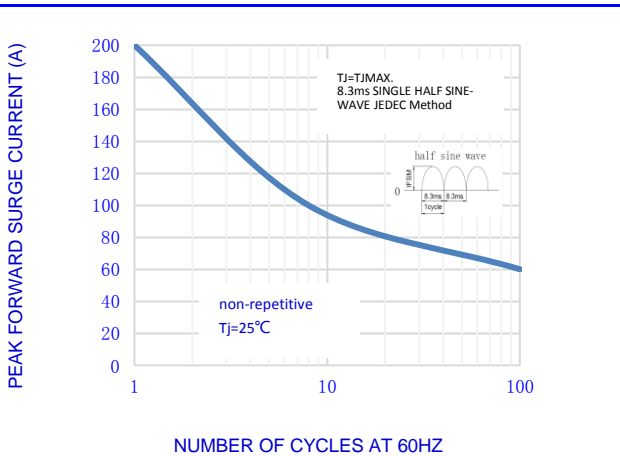


Fig.5-MAX. NON-REPETITIVE SURGE CURRENT

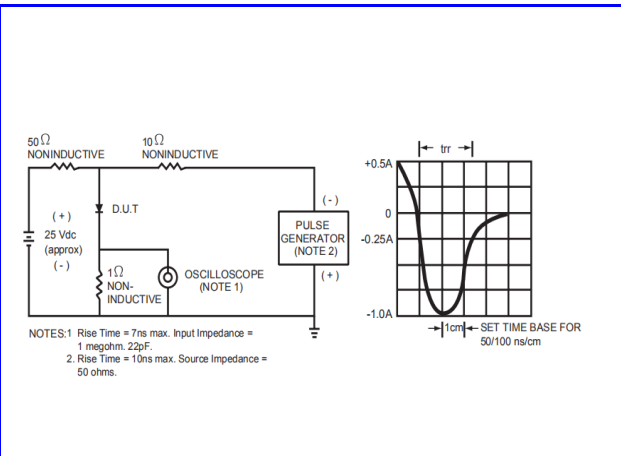


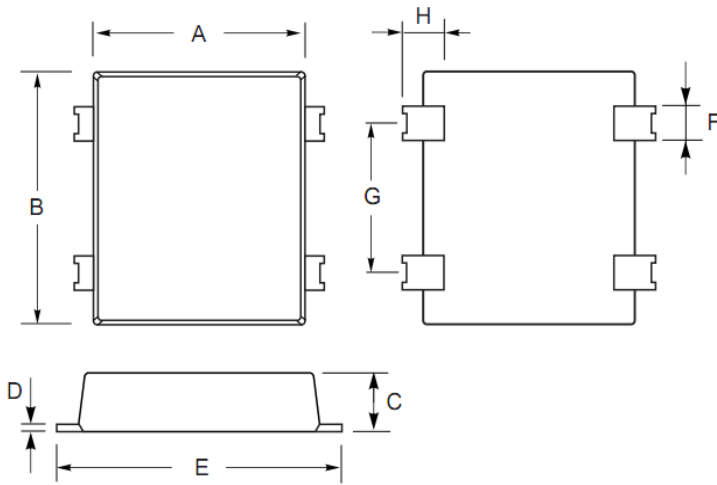
Fig.6- TEST CIRCUIT DIAGRAM AND REVERSE RECOVERY TIME CHARACTERISTIC

RSBL8010

FAST RECOVERY BRIDGE RECTIFIERS



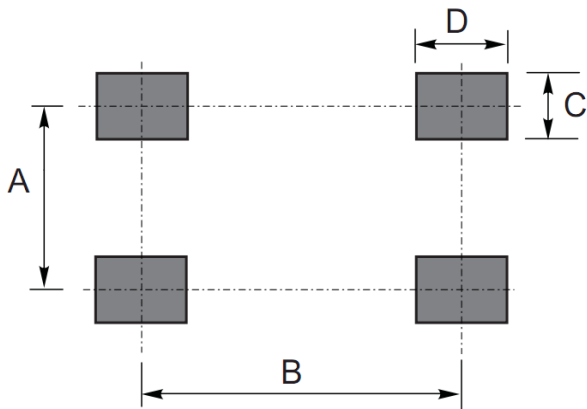
OUTLINE DRAWINGS



SBL

OUTLINE DIMENSIONS						
Dim.	Millimeters			Inches		
	Min.	Typ.	Max.	Min.	Typ.	Max.
A	8.40	-	8.80	0.331	-	0.346
B	9.40	-	9.80	0.370	-	0.386
C	1.35	-	1.75	0.053	-	0.069
D	0.25	-	0.55	0.010	-	0.022
E	9.80	-	10.20	0.386	-	0.402
F	1.25	-	1.55	0.049	-	0.061
G	4.90	-	5.30	0.193	-	0.209
H	0.85	-	1.25	0.033	-	0.049

RECOMMENDED LAYOUT DRAWINGS



SBL

RECOMMENDED LAYOUT DIMENSIONS						
Dim.	Millimeters			Inches		
	Min.	Typ.	Max.	Min.	Typ.	Max.
A	-	5.100	-	-	0.201	
B	-	8.700	-	-	0.343	
C	-	2.100	-	-	0.083	
D	-	1.800	-	-	0.071	

PACKING INFORMATION

SBL

Package Method	Reel Size (mm)	Quantity (pcs/reel)	Inner Box Size LxWxH(mm)	Quantity (pcs/Inner Box)	Carton Size LxWxH(mm)	Quantity (pcs/carton)
Tape Reel	Φ330	3000	340x340x45	6000	360x360x240	30000

RSBL8010

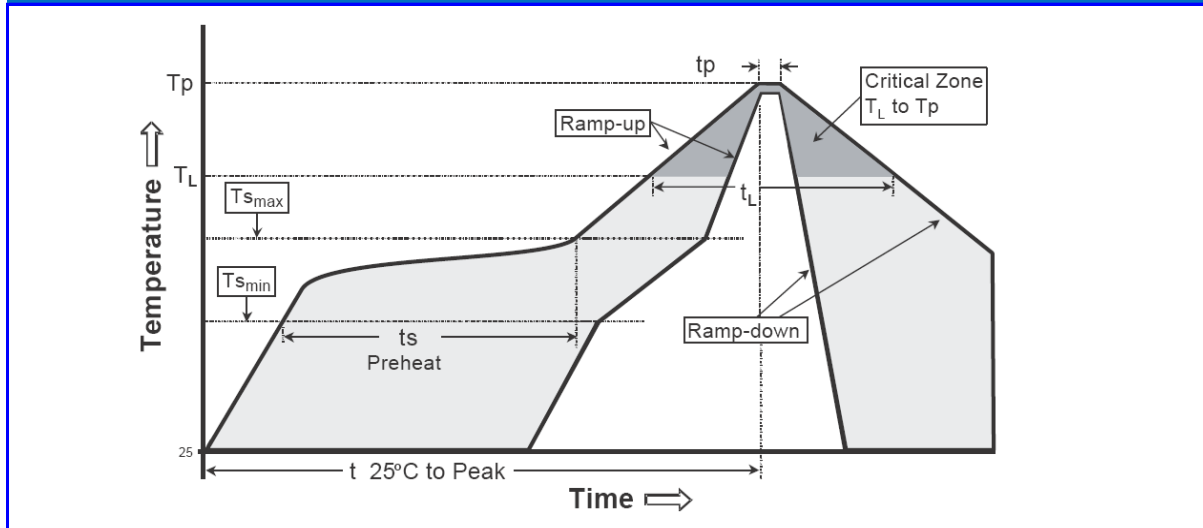


FAST RECOVERY BRIDGE RECTIFIERS

Recommended wave soldering condition

Product	Peak Temperature	Soldering Time
Pb-free devices	260 +0/-5 °C	5 +1/-1 seconds

Recommended temperature profile for IR reflow



Profile feature	Sn-Pb eutectic Assembly	Pb-free Assembly
Average ramp-up rate (Tsmax to TP)	3°C/second max.	3°C/second max.
Preheat -Temperature Min(TS min) -Temperature Max(TS max) -Time(ts min to ts max)	100°C 150°C 60-120 seconds	150°C 200°C 60-180 seconds
Time maintained above: -Temperature (TL) - Time (tL)	183°C 60-150 seconds	217°C 60-150 seconds
Peak Temperature(TP)	240 +0/-5 °C	260 +0/-5 °C
Time within 5°C of actual peak temperature(tp)	10-30 seconds	20-40 seconds
Ramp down rate	6°C/second max.	6°C/second max.
Time 25 °C to peak temperature	6 minutes max.	8 minutes max.

Note : All temperatures refer to topside of the package, measured on the package body surface.

**RSBL8010**

**FAST RECOVERY BRIDGE RECTIFIERS**



**Disclaimer**

- Reproducing and modifying information of the document is prohibited without permission from niuhang Electronics co., LTD
- Niuhan Electronics co., LTD. reserves the rights to make changes of the content herein the document anytime without notification.
- Niuhan Electronics co., LTD. disclaims any and all liability arising out of the application or use of any product including damages incidentally and consequentially occurred.
- Niuhan Electronics co., LTD. does not assume any and all implied warranties, including warranties of fitness for particular purpose, non-infringement and merchantability.
- Applications shown on the herein document are examples of standard use and operation. Customers are responsible in comprehending the suitable use in particular applications. Niuhan Electronics co., LTD. makes no representation or warranty that such applications will be suitable for the specified use without further testing or modification.
- The products shown herein are not designed and authorized for equipments requiring high level of reliability or relating to human life and for any applications concerning life-saving or life-sustaining, such as medical instruments, transportation equipment, aerospace machinery et cetera. Customers using or selling these products for use in such applications do so at their own risk and agree to fully indemnify Niuhan Electronics co., LTD. for any damages resulting from such improper use or sale.
- When the appearance of the product and chip size does not change, in order to product the customer quality, change the internal structure and the production process Niuhan can not notify

## X-ON Electronics

Largest Supplier of Electrical and Electronic Components

*Click to view similar products for [Bridge Rectifiers](#) category:*

*Click to view products by [NH manufacturer](#):*

Other Similar products are found below :

[MB252](#) [MB356G](#) [MB358G](#) [GBJ1504-BP](#) [GBU10B-BP](#) [GBU15K-BP](#) [GBU4A-BP](#) [GBU4D-BP](#) [DB101-BP](#) [DF01](#) [DF10SA-E345](#) [KBPC50-10S](#) [RS405GL-BP](#) [GBJ1502-BP](#) [GBU6M](#) [TB102M](#) [MB1510](#) [MB86](#) [TL401G](#) [MDA920A2](#) [TU602](#) [TU810](#) [MP5010W-BP](#) [MP501W-BP](#) [MP502-BP](#) [KBPC25-02](#) [VBO160-12NO7](#) [VS-110MT120KPBF](#) [VS-60MT80KPBF](#) [DB105-BP](#) [DF1510S](#) [VS-40MT160PAPBF](#) [GBU4G-BP](#) [GSIB15A80-E3/45](#) [DB104-BP](#) [D3SB60](#) [TB354](#) [GBJ2504-BP](#) [26MB100A](#) [B1S-G](#) [VS-40MT160KPBF](#) [VUO162-16NO7](#) [ABS10-G](#) [GBU6B-BP](#) [GBJ1508-BP](#) [BR5010-G](#) [ABS6-G](#) [B125C800G-E4/51](#) [MSB15MH-13](#) [LBS10-13](#)