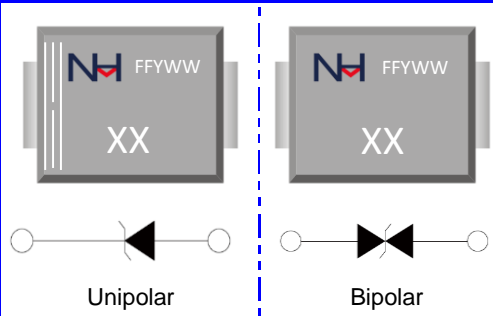


**SMBJ5.0A/CA THRU SMBJ550A/CA**  
TRANSIENT VOLTAGE SUPPRESSOR DIODES



VOLTAGE		POWER		SMB(DO-214AA)		Marking and Polarity	
5.0~550 Volts		600 W					
<b>FEATURES</b>				 <p>Remark:</p> <ol style="list-style-type: none"> <li>①. XX=Module Code, XX=KE/AE~QT/FT</li> <li>②. NH=niuhan trademark</li> <li>③. FF=Product line, According to actual changes YWW=Periodic code, According to actual changes</li> <li>④. White band denotes cathode</li> </ol>			
<ul style="list-style-type: none"> <li>■ For surface mounted applications</li> <li>■ Glass passivated chip</li> <li>■ Low incremental surge resistance, excellent</li> <li>■ clamping capability</li> <li>■ 600W peak pulse power capability with a 10/1000µs wave from, repetition rate (duty cycle):0.01%</li> <li>■ Very fast response time</li> <li>■ High temperature soldering guaranteed:260°C/10 seconds, at terminals</li> </ul>							
<b>MECHANICAL DATA</b>							
<ul style="list-style-type: none"> <li>■ <b>Package:</b> SMB(DO-214AA)</li> <li>■ <b>Epoxy UL:</b> 94V-0</li> <li>■ <b>Mounting position:</b> Any</li> <li>■ <b>Weight:</b> approx. 0.095 grams (0.0036 ounce)</li> </ul>							
<b>Maximum Ratings &amp; Thermal Characteristics</b> (Ratings at 25°C ambient temperature unless otherwise specified.)							
Parameter	Symbol	Value	Unit				
Non-repetitive peak pulse power dissipation with a 10/1000µs waveform (NOTE 1)	P <sub>PP</sub>	600	W				
Peak pulse current 10/1000µs wavefrom (NOTE 1)	I <sub>PP</sub>	See Table1	A				
Power dissipation on infinite heatsink at TL = 75 °C	P <sub>D</sub>	5	W				
Peak forward surge current, 8.3 ms single half sinewave unidirectional only (NOTE 2)	I <sub>FSM</sub>	100	A				
Maximum instantaneous forward voltage at 50 A for unidirectional only(NOTE 3)	V <sub>F</sub>	3.5/6.5	V				
Junction temperature	T <sub>J</sub>	-55~+150	°C				
Storage temperature range	T <sub>STG</sub>	-55~+150	°C				
Thermal Resistance, Junction to Ambient Air	R <sub>θJA</sub>	100	°C/W				
Thermal Resistance, Junction to lead	R <sub>θJL</sub>	20					
<p>Notes: 1. Non-repetitive current pulse per Fig.5 and derated above TA= 25 °C per Fig.1;</p> <p>2. Measured on 8.3 ms single half sine-wave or equivalent square wave, duty cycle = 4 pulses per minute maximum;</p> <p>3. VF&lt;3.5V for devices of VBR&lt;200V and VF&lt;6.5V for devices of VBR&gt;201V.</p>							

**SMBJ5.0A/CA THRU SMBJ550A/CA**  
 TRANSIENT VOLTAGE SUPPRESSOR DIODES

**Electrical Characteristic (Rating at 25°C ambient temperature unless otherwise specified).**
**Table 1**

Part Number		Device Marking Code		Reverse Stand-off Voltage	Breakdown Voltage VBR @ I <sub>T</sub>		Test Current	Max. Clamping Voltage @ I <sub>PP</sub>	Max. Peak Pulse Current	Max. Reverse Leakage @ V <sub>RWM</sub>
UNI-POLAR	BI-POLAR	UNI	BI	V <sub>RWM</sub> (V)	Min.(V)	Max.(V)	I <sub>T</sub> (mA)	V <sub>C MAX.</sub> (V)	I <sub>PP</sub> (A)	I <sub>R</sub> ( $\mu$ A)
SMBJ5.0A	SMBJ5.0CA	KE	AE	5.0	6.40	7.00	10	9.2	65.3	800
SMBJ6.0A	SMBJ6.0CA	KG	AG	6.0	6.67	7.37	10	10.3	58.3	800
SMBJ6.5A	SMBJ6.5CA	KK	AK	6.5	7.22	7.98	10	11.2	53.6	500
SMBJ7.0A	SMBJ7.0CA	KM	AM	7.0	7.78	8.60	10	12.0	50.0	200
SMBJ7.5A	SMBJ7.5CA	KP	AP	7.5	8.33	9.21	1	12.9	46.6	100
SMBJ8.0A	SMBJ8.0CA	KR	AR	8.0	8.89	9.83	1	13.6	44.2	50
SMBJ8.5A	SMBJ8.5CA	KT	AT	8.5	9.44	10.40	1	14.4	41.7	20
SMBJ9.0A	SMBJ9.0CA	KV	AV	9.0	10.00	11.10	1	15.4	39.0	10
SMBJ10A	SMBJ10CA	KX	AX	10.0	11.10	12.30	1	17.0	35.3	5
SMBJ11A	SMBJ11CA	KZ	AZ	11.0	12.20	13.50	1	18.2	33.0	1
SMBJ12A	SMBJ12CA	LE	BE	12.0	13.30	14.70	1	19.9	30.2	1
SMBJ13A	SMBJ13CA	LG	BG	13.0	14.40	15.90	1	21.5	28.0	1
SMBJ14A	SMBJ14CA	LK	BK	14.0	15.60	17.20	1	23.2	25.9	1
SMBJ15A	SMBJ15CA	LM	BM	15.0	16.70	18.50	1	24.4	24.6	1
SMBJ16A	SMBJ16CA	LP	BP	16.0	17.80	19.70	1	26.0	23.1	1
SMBJ17A	SMBJ17CA	LR	BR	17.0	18.90	20.90	1	27.6	21.8	1
SMBJ18A	SMBJ18CA	LT	BT	18.0	20.00	22.10	1	29.2	20.6	1
SMBJ20A	SMBJ20CA	LV	BV	20.0	22.20	24.50	1	32.4	18.6	1
SMBJ22A	SMBJ22CA	LX	BX	22.0	24.40	26.90	1	35.5	16.9	1
SMBJ24A	SMBJ24CA	LZ	BZ	24.0	26.70	29.50	1	38.9	15.5	1
SMBJ26A	SMBJ26CA	MK	CE	26.0	28.90	31.90	1	42.1	14.3	1
SMBJ28A	SMBJ28CA	MG	CG	28.0	31.10	34.40	1	45.4	13.3	1
SMBJ30A	SMBJ30CA	MK	CK	30.0	33.50	36.80	1	48.4	12.4	1
SMBJ33A	SMBJ33CA	MM	CM	33.0	36.70	40.60	1	53.3	11.3	1
SMBJ36A	SMBJ36CA	MP	CP	36.0	40.00	44.20	1	58.1	10.4	1
SMBJ40A	SMBJ40CA	MR	CR	40.0	44.40	49.10	1	64.5	9.3	1
SMBJ43A	SMBJ43CA	MT	CT	43.0	47.80	52.80	1	69.4	8.7	1
SMBJ45A	SMBJ45CA	MV	CV	45.0	50.00	55.30	1	72.7	8.3	1
SMBJ48A	SMBJ48CA	MX	CX	48.0	53.30	58.90	1	77.4	7.8	1
SMBJ51A	SMBJ51CA	MZ	CZ	51.0	56.70	62.70	1	82.4	7.3	1
SMBJ54A	SMBJ54CA	NE	DE	54.0	60.00	66.30	1	87.1	6.9	1

**SMBJ5.0A/CA THRU SMBJ550A/CA**  
 TRANSIENT VOLTAGE SUPPRESSOR DIODES

**Electrical Characteristic (Rating at 25°C ambient temperature unless otherwise specified). Table 1**

Part Number		Device Marking Code		Reverse Stand-off Voltage	Breakdown Voltage VBR @ I <sub>T</sub>		Test Current	Max. Clamping Voltage @ I <sub>PP</sub>	Max. Peak Pulse Current	Max. Reverse Leakage @ V <sub>RWM</sub>
UNI-POLAR	BI-POLAR	UNI	BI	V <sub>RWM</sub> (V)	Min.(V)	Max.(V)	I <sub>T</sub> (mA)	V <sub>C MAX</sub> (V)	I <sub>PP</sub> (A)	I <sub>R</sub> ( $\mu$ A)
SMBJ58A	SMBJ58CA	NG	DG	58.0	64.40	71.20	1	93.6	6.5	1
SMBJ60A	SMBJ60CA	NK	DK	60.0	66.70	73.70	1	96.8	6.2	1
SMBJ64A	SMBJ64CA	NM	DM	64.0	71.10	78.60	1	103.0	5.9	1
SMBJ70A	SMBJ70CA	NP	DP	70.0	77.80	86.00	1	113.0	5.3	1
SMBJ75A	SMBJ75CA	NR	DR	75.0	83.30	92.10	1	121.0	5.0	1
SMBJ78A	SMBJ78CA	NT	DT	78.0	86.70	95.80	1	126.0	4.8	1
SMBJ85A	SMBJ85CA	NV	DV	85.0	94.40	104.00	1	137.0	4.4	1
SMBJ90A	SMBJ90CA	NX	DX	90.0	100.00	111.00	1	146.0	4.1	1
SMBJ100A	SMBJ100CA	NZ	DZ	100.0	111.00	123.00	1	162.0	3.7	1
SMBJ110A	SMBJ110CA	PE	EE	110.0	122.00	135.00	1	177.0	3.4	1
SMBJ120A	SMBJ120CA	PG	EG	120.0	133.00	147.00	1	193.0	3.1	1
SMBJ130A	SMBJ130CA	PK	EK	130.0	144.00	159.00	1	209.0	2.9	1
SMBJ150A	SMBJ150CA	PM	EM	150.0	167.00	185.00	1	243.0	2.5	1
SMBJ160A	SMBJ160CA	PP	EP	160.0	178.00	197.00	1	259.0	2.3	1
SMBJ170A	SMBJ170CA	PR	ER	170.0	189.00	209.00	1	275.0	2.2	1
SMBJ180A	SMBJ180CA	PT	ET	180.0	201.00	222.00	1	292.0	2.1	1
SMBJ190A	SMBJ190CA	PA	EA	190.0	209.00	243.00	1	308.0	2.0	1
SMBJ200A	SMBJ200CA	PV	EV	200.0	224.00	247.00	1	324.0	1.9	1
SMBJ210A	SMBJ210CA	PB	EB	210.0	231.00	268.00	1	340.0	1.8	1
SMBJ220A	SMBJ220CA	PX	EX	220.0	246.00	272.00	1	356.0	1.7	1
SMBJ250A	SMBJ250CA	PZ	EZ	250.0	279.00	309.00	1	405.0	1.5	1
SMBJ300A	SMBJ300CA	QE	FE	300.0	335.00	371.00	1	486.0	1.3	1
SMBJ350A	SMBJ350CA	QG	FG	350.0	391.00	432.00	1	567.0	1.1	1
SMBJ400A	SMBJ400CA	QK	FK	400.0	447.00	494.00	1	648.0	0.9	1
SMBJ440A	SMBJ440CA	QM	FM	440.0	492.00	543.00	1	713.0	0.9	1
SMBJ480A	SMBJ480CA	QP	FP	480.0	536.00	593.00	1	750.0	0.8	1
SMBJ500A	SMBJ500CA	QV	FV	500.0	558.00	618.00	1	762.0	0.8	1
SMBJ510A	SMBJ510CA	QX	FX	510.0	570.00	630.00	1	762.0	0.8	1
SMBJ520A	SMBJ520CA	QR	FR	520.0	578.00	640.00	1	762.0	0.8	1
SMBJ550A	SMBJ550CA	QT	FT	550.0	615.00	680.00	1	860.0	0.7	1

**SMBJ5.0A/CA THRU SMBJ550A/CA**  
TRANSIENT VOLTAGE SUPPRESSOR DIODES



**RATING AND CHARACTERISTIC CURVES**

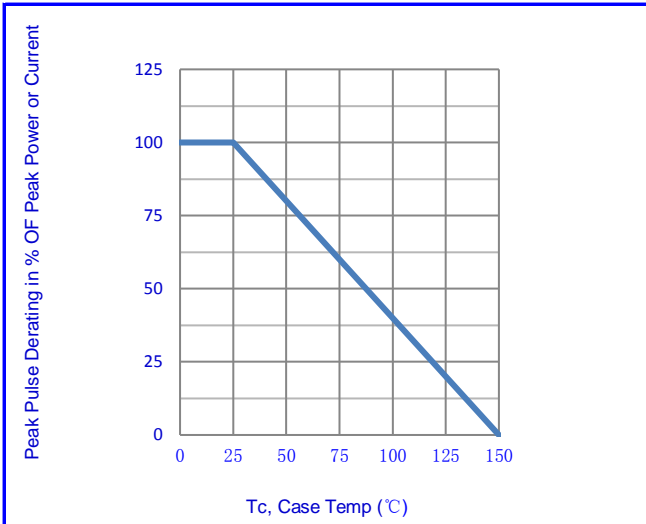


Fig.1-Pulse Derating Curve

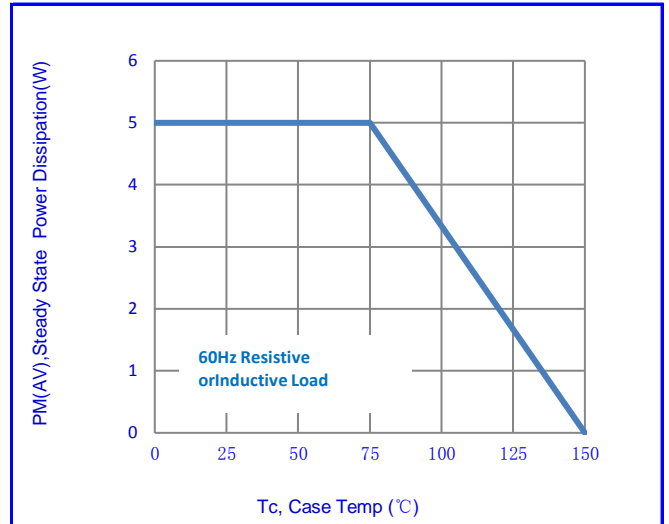


Fig.2- Steady State Power Derating Curve

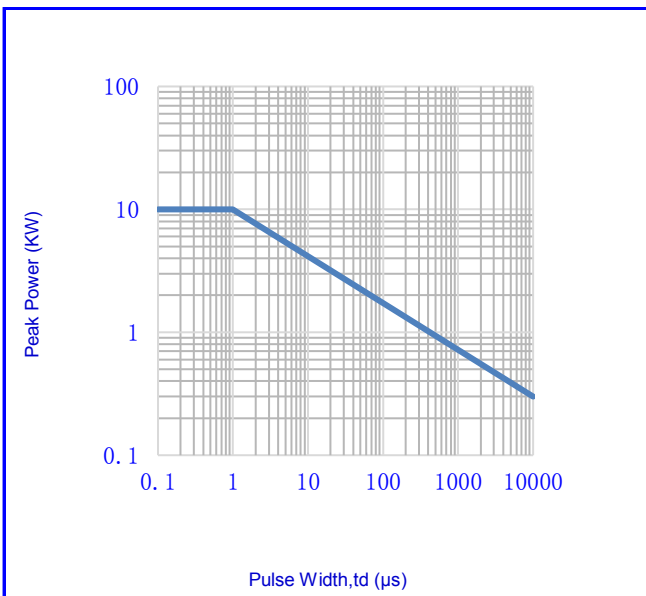


Fig.3- Peak Pulse Power Rating Curve

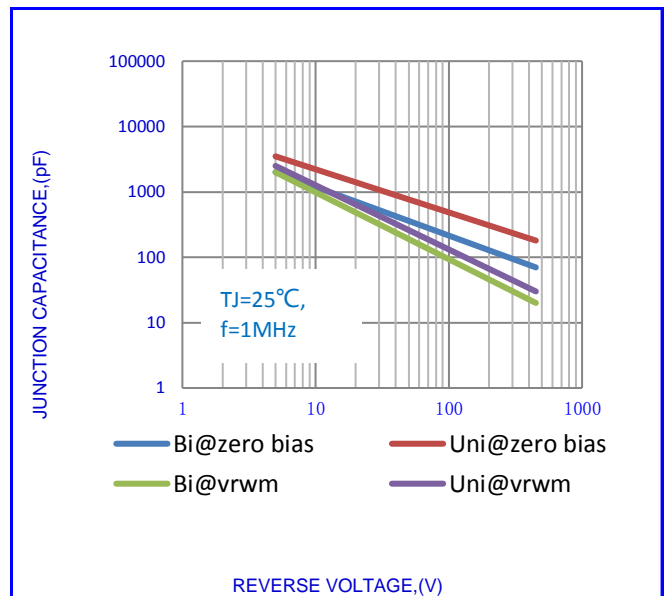


Fig.4-TYPICAL JUNCTION CAPACITANCE

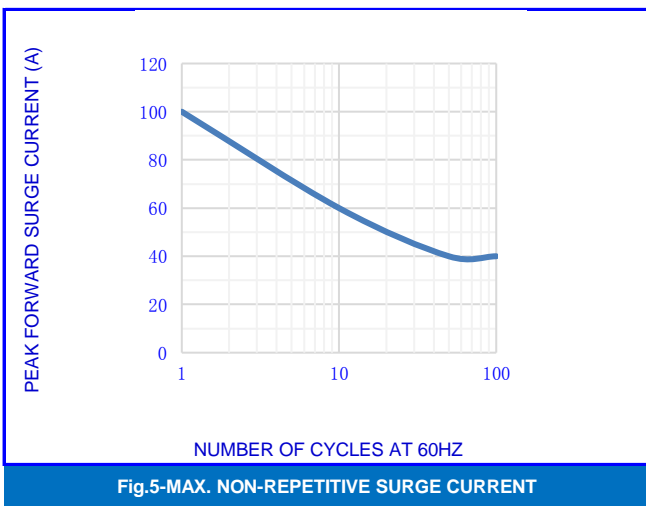


Fig.5-MAX. NON-REPETITIVE SURGE CURRENT

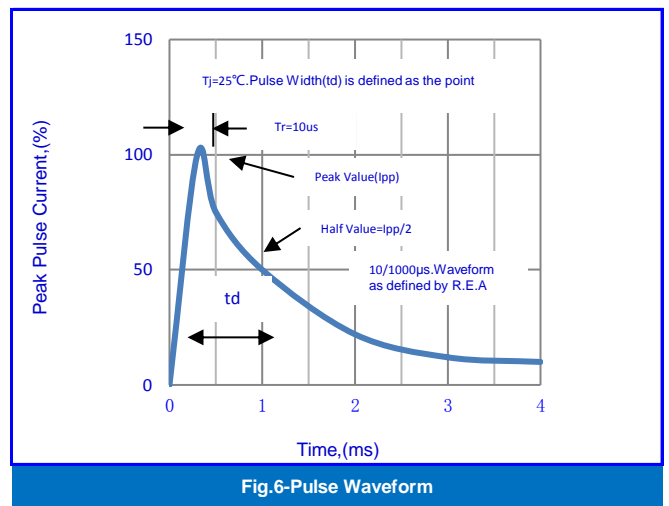
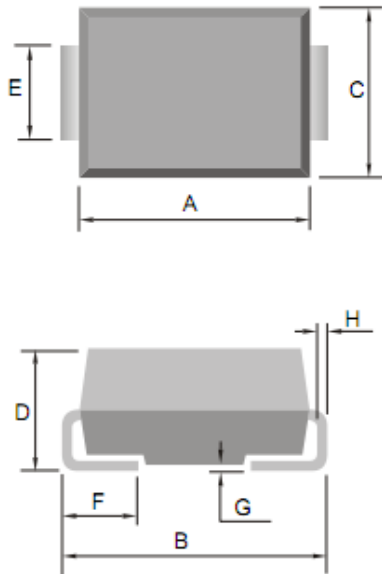


Fig.6-Pulse Waveform

**SMBJ5.0A/CA THRU SMBJ550A/CA**  
TRANSIENT VOLTAGE SUPPRESSOR DIODES



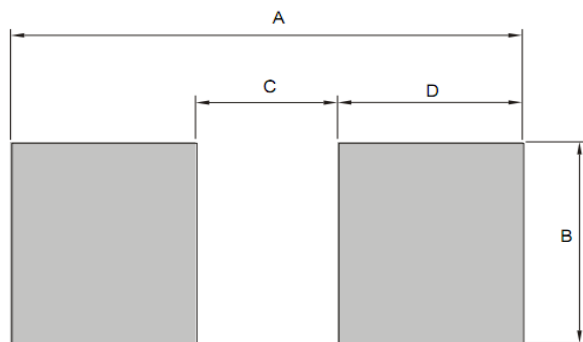
**OUTLINE DRAWINGS**



**SMB(DO-214AA)**

OUTLINE DIMENSIONS						
Dim.	Millimeters			Inches		
	Min.	Typ.	Max.	Min.	Typ.	Max.
A	4.060	-	4.700	1.598	-	1.850
B	5.080	-	5.590	2.000	-	2.201
C	3.300	-	3.940	1.299	-	1.551
D	2.130	-	2.440	0.839	-	0.961
E	1.910	-	2.110	0.752	-	0.831
F	0.760	-	1.270	0.299	-	0.500
G	0.051	-	0.203	0.020	-	0.080
H	0.152	-	0.305	0.060	-	0.120

**MOUNTING PAD LAYOUT**



**SMB(DO-214AA)**

OUTLINE DIMENSIONS						
Dim.	Millimeters			Inches		
	Min.	Typ.	Max.	Min.	Typ.	Max.
A	-	6.340	-	-	2.496	-
B	-	2.720	-	-	1.071	-
C	-	1.760	-	-	0.693	-
D	-	2.290	-	-	0.902	-

**Packing Information**

Package	Pack	Reel Size (mm)	Quantity (pcs/reel)	Inner Box Size LxWxH(mm)	Carton Size LxWxH(mm)	Quantity (Inner Box/carton)
SMB(DO-214AA)	T/R	Φ180	3000	337*337*40	360*360*240	8

**SMBJ5.0A/CA THRU SMBJ550A/CA**

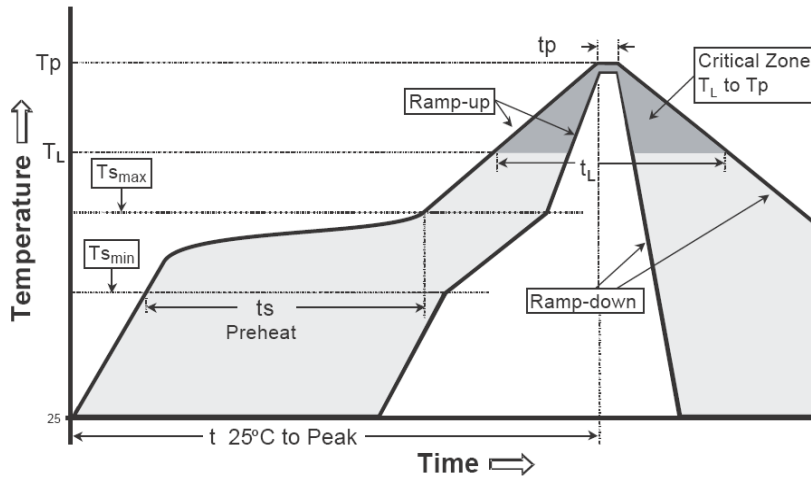
**TRANSIENT VOLTAGE SUPPRESSOR DIODES**



**Recommended wave soldering condition**

Product	Peak Temperature	Soldering Time
Pb-free devices	260 +0/-5 °C	5 +1/-1 seconds

**Recommended temperature profile for IR reflow**



Profile feature	Sn-Pb eutectic Assembly	Pb-free Assembly
Average ramp-up rate (Tsmmax to Tp)	3°C/second max.	3°C/second max.
Preheat -Temperature Min(TS min) -Temperature Max(TS max) -Time(ts min to ts max)	100°C 150°C 60-120 seconds	150°C 200°C 60-180 seconds
Time maintained above: -Temperature (TL) - Time (tL)	183°C 60-150 seconds	217°C 60-150 seconds
Peak Temperature(TP)	240 +0/-5 °C	260 +0/-5 °C
Time within 5°C of actual peak temperature(tp)	10-30 seconds	20-40 seconds
Ramp down rate	6°C/second max.	6°C/second max.
Time 25 °C to peak temperature	6 minutes max.	8 minutes max.

Note : All temperatures refer to topside of the package, measured on the package body surface.

**SMBJ5.0A/CA THRU SMBJ550A/CA**  
TRANSIENT VOLTAGE SUPPRESSOR DIODES



**Disclaimer**

- Reproducing and modifying information of the document is prohibited without permission from niuhang electronics co., LTD.
- Niuhan Electronics co., LTD. reserves the rights to make changes of the content herein the document anytime without notification.
- Niuhan Electronics co., LTD. disclaims any and all liability arising out of the application or use of any product including damages incidentally and consequentially occurred.
- Niuhan Electronics co., LTD. does not assume any and all implied warranties, including warranties of fitness for particular purpose, non-infringement and merchantability.
- Applications shown on the herein document are examples of standard use and operation. Customers are responsible in comprehending the suitable use in particular applications. Niuhan Electronics co., LTD. makes no representation or warranty that such applications will be suitable for the specified use without further testing or modification.
- The products shown herein are not designed and authorized for equipments requiring high level of reliability or relating to human life and for any applications concerning life-saving or life-sustaining, such as medical instruments, transportation equipment, aerospace machinery et cetera. Customers using or selling these products for use in such applications do so at their own risk and agree to fully indemnify Niuhan Electronics co., LTD. for any damages resulting from such improper use or sale.
- When the appearance of the product and chip size does not change, in order to product the customer. quality, change the internal structure and the production process niuhang can not notify

## X-ON Electronics

Largest Supplier of Electrical and Electronic Components

*Click to view similar products for [ESD Suppressors / TVS Diodes](#) category:*

*Click to view products by [NH manufacturer](#):*

Other Similar products are found below :

[60KS200C](#) [D18V0L1B2LP-7B](#) [D5V0F4U5P5-7](#) [NTE4902](#) [P4KE27CA](#) [P6KE11CA](#) [P6KE8.2A](#) [SA60CA](#) [SA64CA](#) [SMBJ12CATR](#)  
[SMBJ33CATR](#) [SMBJ6.5A](#) [SMBJ8.0A](#) [ESD101-B1-02ELS E6327](#) [ESD112-B1-02EL E6327](#) [ESD7451N2T5G](#) [19180-510](#) [CPDT-5V0USP-](#)  
[HF](#) [3.0SMCJ33CA-F](#) [3.0SMCJ36A-F](#) [HSPC16701B02TP](#) [JANTX1N6126A](#) [D3V3Q1B2DLP3-7](#) [D55V0M1B2WS-7](#) [SCM1293A-04SO](#)  
[ESD200-B1-CSP0201 E6327](#) [SM12-7](#) [CEN955 W/DATA](#) [VESD12A1A-HD1-GS08](#) [CPDQC5V0-HF](#) [D1213A-01LP4-7B](#) [ESD101-B1-02EL](#)  
[E6327](#) [AOZ8808DI-03](#) [5KP15A](#) [5KP48A](#) [5KP90A](#) [ESD3V3D7-TP](#) [15KPA36A-LF](#) [P4KE56CA](#) [P4KE68A](#) [P4KE91CATR](#) [P6KE120A](#)  
[P6KE13CA](#) [P6KE43CA](#) [P6KE6.8CA](#) [P6KE8.2](#) [P6SMBJ20CA](#) [JANTX1N6072A](#) [SR2835ESKG](#) [SA90CA](#)