

**SMF5.0A/CA THRU SMF440A/CA**  
TRANSIENT VOLTAGE SUPPRESSOR DIODES

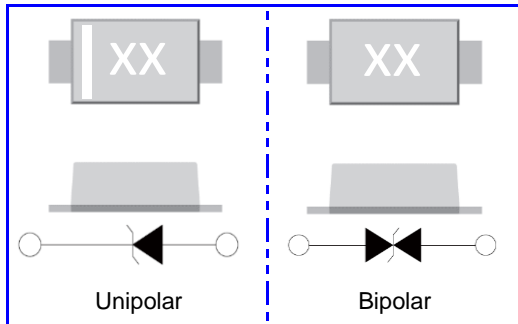


**VOLTAGE:** 5.0~440 Volts    **CURRENT:** 200.0 W

**SOD-123FL**    **Marking and Polarity**

**FEATURES**

- For surface mounted applications
- Glass passivated chip
- Low incremental surge resistance,excellent
- clamping capability
- 200W peak pulse power capability with a 10/1000μs wave from,repitition rate (duty cycle):0.01%
- Very fast response time
- High temperature soldering guaranteed:260℃/10 seconds, at terminals



**Remark:**

- ①. XX=Modle Code,XX=KE/AE~QR/FE
- ②. White band denotes cathode

**MECHANICAL DATA**

- **Package:** SOD-123FL
- **Epoxy UL:** 94V-0
- **Mounting position:** Any
- **Weight:**App. 0.0161 grams (0.0006 ounce)

**Maximum Ratings & Thermal Characteristics** (Ratings at 25℃ ambient temperature unless otherwise specified.)

Parameter	Symbol	Value	Unit
Non-repetitive peak pulse power dissipation with a 10/1000μs waveform (NOTE 1)	<b>P<sub>PP</sub></b>	200	<b>W</b>
Peak pulse current 10/1000μs wavefrom (NOTE 1)	<b>I<sub>PP</sub></b>	See Table1	<b>A</b>
Power dissipation on infinite heatsink at TL = 75 °C	<b>P<sub>D</sub></b>	1	<b>W</b>
Peak forward surge current, 8.3 ms single half sinewave unidirectional only (NOTE 2)	<b>I<sub>FSM</sub></b>	30	<b>A</b>
Maximum instantaneous forward voltage at 50 A for unidirectional only(NOTE 3)	<b>V<sub>F</sub></b>	3.5/6.5	<b>V</b>
Junction temperature	<b>T<sub>J</sub></b>	-55~+150	<b>℃</b>
Storage temperature range	<b>T<sub>STG</sub></b>	-55~+150	<b>℃</b>
Thermal Resistance, Junction to Ambient Air	<b>R<sub>θJA</sub></b>	100	<b>℃/W</b>
Thermal Resistance, Junction to lead	<b>R<sub>θJL</sub></b>	20	

Notes: 1.Non-repetitive current pulse per Fig.5 and derated above TA= 25 °C per Fig.1;

2.Measured on 8.3 ms single half sine-wave or equivalent square wave, duty cycle = 4 pulses per minute maximum;

3.VF<3.5V for devices of VBR<200V and VF<6.5V for devices of VBR>201V.

**SMF5.0A/CA THRU SMF440A/CA**  
 TRANSIENT VOLTAGE SUPPRESSOR DIODES

**Electrical Characteristic (Rating at 25°C ambient temperature unless otherwise specified).**
**Table 1**

Part Number		Device Marking Code		Reverse Stand-off Voltage	Breakdown Voltage VBR @ I <sub>T</sub>		Test Current	Max. Clamping Voltage @ I <sub>PP</sub>	Max. Peak Pulse Current	Max. Reverse Leakage @ V <sub>RWM</sub>
UNI-POLAR	BI-POLAR	UNI	BI	V <sub>RWM</sub> (V)	Min.(V)	Max.(V)	I <sub>T</sub> (mA)	V <sub>C MAX.</sub> (V)	I <sub>PP</sub> (A)	I <sub>R</sub> ( $\mu$ A)
SMF5.0A	SMF5.0CA	KE	AE	5.0	6.40	7.00	10	9.2	21.7	800
SMF6.0A	SMF6.0CA	KG	AG	6.0	6.67	7.37	10	10.3	19.4	800
SMF6.5A	SMF6.5CA	KK	AK	6.5	7.22	7.98	10	11.2	17.8	500
SMF7.0A	SMF7.0CA	KM	AM	7.0	7.78	8.60	10	12.0	16.6	200
SMF7.5A	SMF7.5CA	KP	AP	7.5	8.33	9.21	1	12.9	15.5	100
SMF8.0A	SMF8.0CA	KR	AR	8.0	8.89	9.83	1	13.6	14.7	50
SMF8.5A	SMF8.5CA	KT	AT	8.5	9.44	10.40	1	14.4	13.9	20
SMF9.0A	SMF9.0CA	KV	AV	9.0	10.00	11.10	1	15.4	13.0	10
SMF10A	SMF10CA	KX	AX	10.0	11.10	12.30	1	17.0	11.7	5
SMF11A	SMF11CA	KZ	AZ	11.0	12.20	13.50	1	18.2	11.0	1
SMF12A	SMF12CA	LE	BE	12.0	13.30	14.70	1	19.9	10.0	1
SMF13A	SMF13CA	LG	BG	13.0	14.40	15.90	1	21.5	9.3	1
SMF14A	SMF14CA	LK	BK	14.0	15.60	17.20	1	23.2	8.6	1
SMF15A	SMF15CA	LM	BM	15.0	16.70	18.50	1	24.4	8.2	1
SMF16A	SMF16CA	LP	BP	16.0	17.80	19.70	1	26.0	7.7	1
SMF17A	SMF17CA	LR	BR	17.0	18.90	20.90	1	27.6	7.2	1
SMF18A	SMF18CA	LT	BT	18.0	20.00	22.10	1	29.2	6.8	1
SMF20A	SMF20CA	LV	BV	20.0	22.20	24.50	1	32.4	6.1	1
SMF22A	SMF22CA	LX	BX	22.0	24.40	26.90	1	35.5	5.6	1
SMF24A	SMF24CA	LZ	BZ	24.0	26.70	29.50	1	38.9	5.1	1
SMF26A	SMF26CA	ME	CE	26.0	28.90	31.90	1	42.1	4.7	1
SMF28A	SMF28CA	MG	CG	28.0	31.10	34.40	1	45.4	4.4	1
SMF30A	SMF30CA	MK	CK	30.0	33.50	36.80	1	48.4	4.1	1
SMF33A	SMF33CA	MM	CM	33.0	36.70	40.60	1	53.3	3.7	1
SMF36A	SMF36CA	MP	CP	36.0	40.00	44.20	1	58.1	3.4	1
SMF40A	SMF40CA	MR	CR	40.0	44.40	49.10	1	64.5	3.1	1
SMF43A	SMF43CA	MT	CT	43.0	47.80	52.80	1	69.4	2.9	1
SMF45A	SMF45CA	MV	CV	45.0	50.00	55.30	1	72.7	2.7	1
SMF48A	SMF48CA	MX	CX	48.0	53.30	58.90	1	77.4	2.6	1
SMF51A	SMF51CA	MZ	CZ	51.0	56.70	62.70	1	82.4	2.4	1
SMF54A	SMF54CA	NE	DE	54.0	60.00	66.30	1	87.1	2.3	1

**SMF5.0A/CA THRU SMF440A/CA**  
 TRANSIENT VOLTAGE SUPPRESSOR DIODES

**Electrical Characteristic (Rating at 25°C ambient temperature unless otherwise specified).**
**Table 1**

Part Number		Device Marking Code		Reverse Stand-off Voltage	Breakdown Voltage VBR @ I <sub>T</sub>		Test Current	Max. Clamping Voltage @ I <sub>PP</sub>	Max. Peak Pulse Current	Max. Reverse Leakage @ V <sub>RWM</sub>
UNI-POLAR	BI-POLAR	UNI	BI	V <sub>RWM</sub> (V)	Min.(V)	Max.(V)	I <sub>T</sub> (mA)	V <sub>C MAX.</sub> (V)	I <sub>PP</sub> (A)	I <sub>R</sub> ( $\mu$ A)
SMF58A	SMF58CA	NG	DG	58.0	64.40	71.20	1	93.6	2.1	1
SMF60A	SMF60CA	NK	DK	60.0	66.70	73.70	1	96.8	2.0	1
SMF64A	SMF64CA	NM	DM	64.0	71.10	78.60	1	103.0	1.9	1
SMF70A	SMF70CA	NP	DP	70.0	77.80	86.00	1	113.0	1.7	1
SMF75A	SMF75CA	NR	DR	75.0	83.30	92.10	1	121.0	1.6	1
SMF78A	SMF78CA	NT	DT	78.0	86.70	95.80	1	126.0	1.5	1
SMF85A	SMF85CA	NV	DV	85.0	94.40	104.00	1	137.0	1.4	1
SMF90A	SMF90CA	NX	DX	90.0	100.00	111.00	1	146.0	1.3	1
SMF100A	SMF100CA	NZ	DZ	100.0	111.00	123.00	1	162.0	1.2	1
SMF110A	SMF110CA	PE	EE	110.0	122.00	135.00	1	177.0	1.1	1
SMF120A	SMF120CA	PG	EG	120.0	133.00	147.00	1	193.0	1.0	1
SMF130A	SMF130CA	PK	EK	130.0	144.00	159.00	1	209.0	0.9	1
SMF150A	SMF150CA	PM	EM	150.0	167.00	185.00	1	243.0	0.8	1
SMF160A	SMF160CA	PP	EP	160.0	178.00	197.00	1	259.0	0.7	1
SMF170A	SMF170CA	PR	ER	170.0	189.00	209.00	1	275.0	0.7	1
SMF180A	SMF180CA	PT	ET	180.0	201.00	222.00	1	292.0	0.7	1
SMF190A	SMF190CA	PV	EV	190.0	209.00	243.00	1	308.0	0.6	1
SMF200A	SMF200CA	PX	EX	200.0	224.00	247.00	1	324.0	0.6	1
SMF210A	SMF210CA	PZ	EZ	210.0	231.00	268.00	1	340.0	0.6	1
SMF220A	SMF220CA	QE	FE	220.0	246.00	272.00	1	356.0	0.5	1
SMF250A		QG		250.0	279.00	309.00	1	405.0	0.5	1
SMF300A		QK		300.0	335.00	371.00	1	486.0	0.4	1
SMF350A		QM		350.0	391.00	432.00	1	567.0	0.3	1
SMF400A		QP		400.0	447.00	494.00	1	648.0	0.3	1
SMF440A		QR		440.0	492.00	543.00	1	713.0	0.3	1

**SMF5.0A/CA THRU SMF440A/CA**  
TRANSIENT VOLTAGE SUPPRESSOR DIODES



**RATING AND CHARACTERISTIC CURVES**

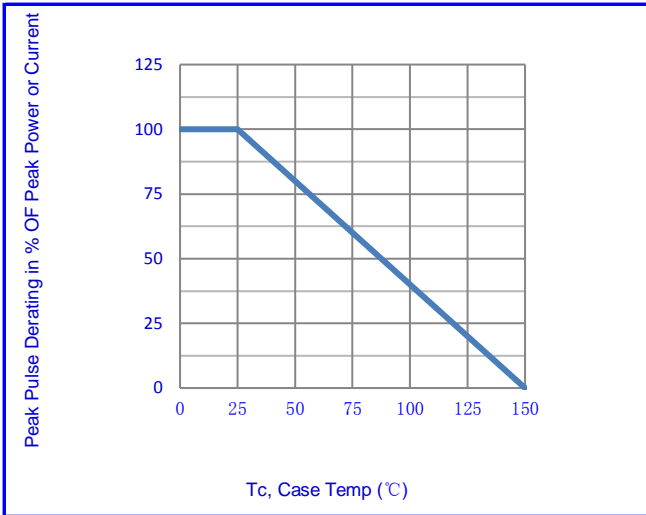


Fig.1-Pulse Derating Curve

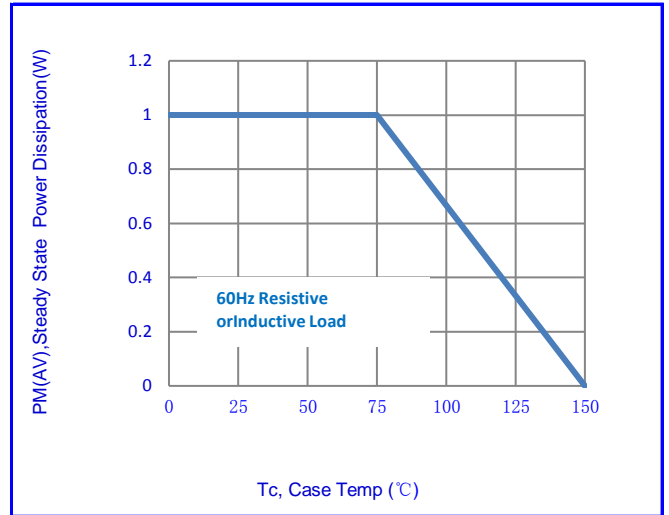


Fig.2- Steady State Power Derating Curve

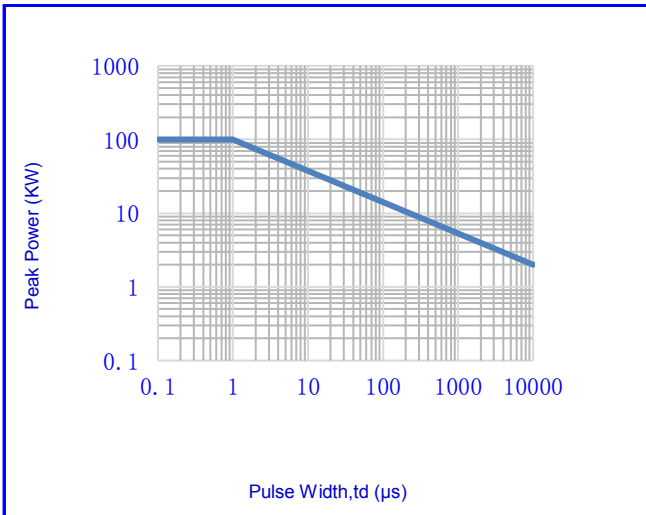


Fig.3- Peak Pulse Power Rating Curve

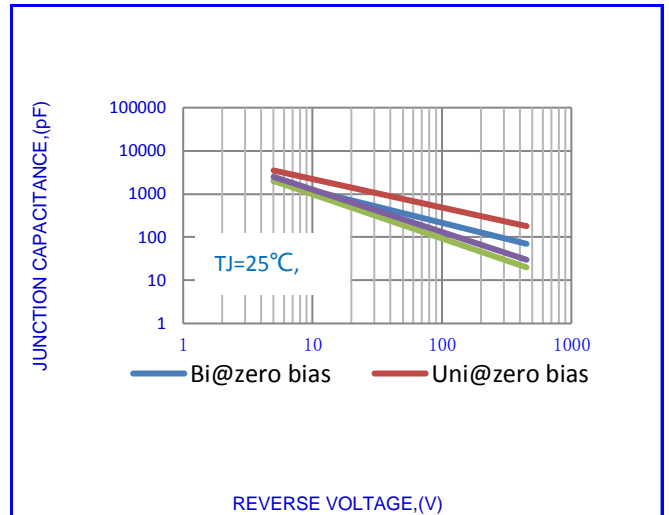


Fig.4-TYPICAL JUNCTION CAPACITANCE

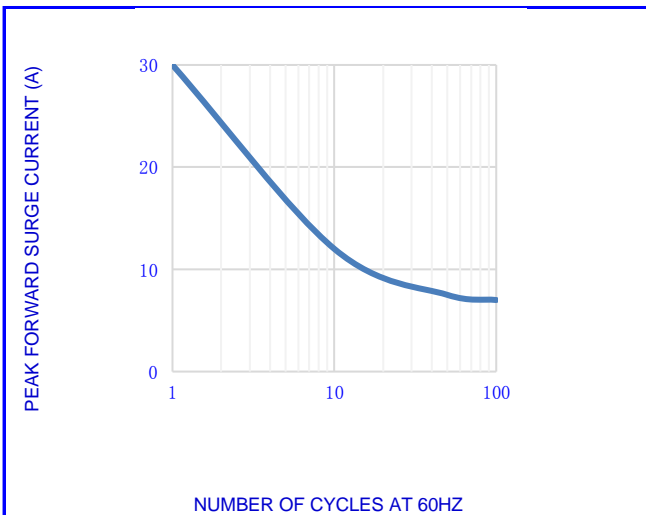


Fig.5-MAX. NON-REPETITIVE SURGE CURRENT

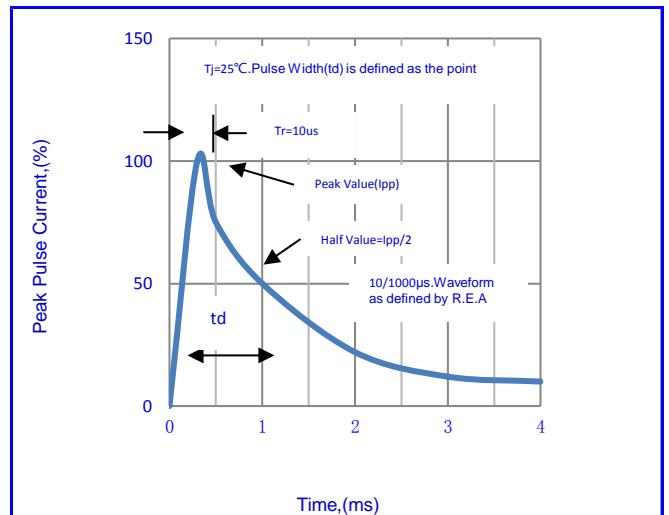
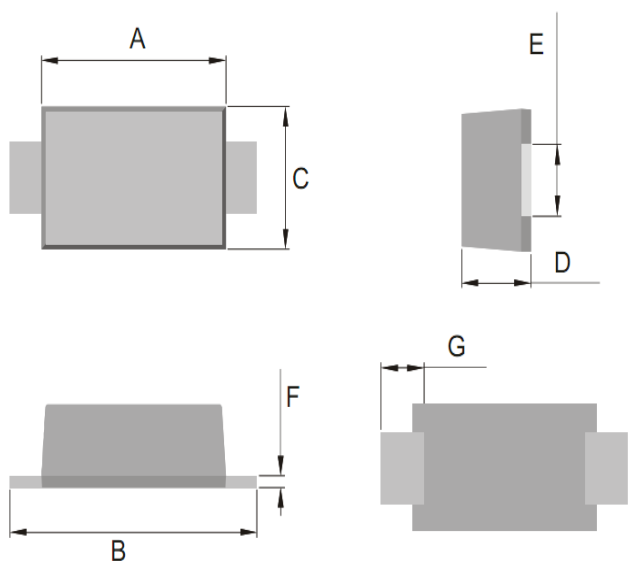
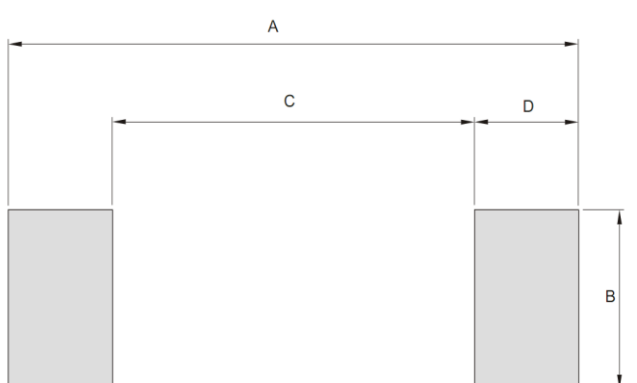


Fig.6-Pulse Waveform

**SMF5.0A/CA THRU SMF440A/CA**  
TRANSIENT VOLTAGE SUPPRESSOR DIODES



OUTLINE DRAWINGS				SOD-123FL																																																																							
				<table border="1"> <thead> <tr> <th colspan="7">OUTLINE DIMENSIONS</th> </tr> <tr> <th rowspan="2">Dim.</th> <th colspan="3">Millimeters</th> <th colspan="3">Inches</th> </tr> <tr> <th>Min.</th> <th>Typ.</th> <th>Max.</th> <th>Min.</th> <th>Typ.</th> <th>Max.</th> </tr> </thead> <tbody> <tr> <td>A</td> <td>2.650</td> <td>-</td> <td>2.900</td> <td>0.106</td> <td>-</td> <td>0.115</td> </tr> <tr> <td>B</td> <td>3.500</td> <td>-</td> <td>3.700</td> <td>0.137</td> <td>-</td> <td>0.145</td> </tr> <tr> <td>C</td> <td>1.700</td> <td>-</td> <td>1.900</td> <td>0.067</td> <td>-</td> <td>0.075</td> </tr> <tr> <td>D</td> <td>0.900</td> <td>-</td> <td>1.100</td> <td>0.035</td> <td>-</td> <td>0.043</td> </tr> <tr> <td>E</td> <td>0.900</td> <td>-</td> <td>1.100</td> <td>0.035</td> <td>-</td> <td>0.043</td> </tr> <tr> <td>F</td> <td>0.100</td> <td>-</td> <td>0.250</td> <td>0.004</td> <td>-</td> <td>0.100</td> </tr> <tr> <td>G</td> <td>0.450</td> <td>-</td> <td>0.750</td> <td>0.017</td> <td>-</td> <td>0.030</td> </tr> </tbody> </table>			OUTLINE DIMENSIONS							Dim.	Millimeters			Inches			Min.	Typ.	Max.	Min.	Typ.	Max.	A	2.650	-	2.900	0.106	-	0.115	B	3.500	-	3.700	0.137	-	0.145	C	1.700	-	1.900	0.067	-	0.075	D	0.900	-	1.100	0.035	-	0.043	E	0.900	-	1.100	0.035	-	0.043	F	0.100	-	0.250	0.004	-	0.100	G	0.450	-	0.750	0.017	-	0.030
OUTLINE DIMENSIONS																																																																											
Dim.	Millimeters			Inches																																																																							
	Min.	Typ.	Max.	Min.	Typ.	Max.																																																																					
A	2.650	-	2.900	0.106	-	0.115																																																																					
B	3.500	-	3.700	0.137	-	0.145																																																																					
C	1.700	-	1.900	0.067	-	0.075																																																																					
D	0.900	-	1.100	0.035	-	0.043																																																																					
E	0.900	-	1.100	0.035	-	0.043																																																																					
F	0.100	-	0.250	0.004	-	0.100																																																																					
G	0.450	-	0.750	0.017	-	0.030																																																																					

MOUNTING PAD LAYOUT				SOD-123FL																																																		
				<table border="1"> <thead> <tr> <th colspan="7">OUTLINE DIMENSIONS</th> </tr> <tr> <th rowspan="2">Dim.</th> <th colspan="3">Millimeters</th> <th colspan="3">Inches</th> </tr> <tr> <th>Min.</th> <th>Typ.</th> <th>Max.</th> <th>Min.</th> <th>Typ.</th> <th>Max.</th> </tr> </thead> <tbody> <tr> <td>A</td> <td>-</td> <td>4.250</td> <td>-</td> <td>-</td> <td>0.167</td> <td>-</td> </tr> <tr> <td>B</td> <td>-</td> <td>1.220</td> <td>-</td> <td>-</td> <td>0.048</td> <td>-</td> </tr> <tr> <td>C</td> <td>-</td> <td>2.700</td> <td>-</td> <td>-</td> <td>0.106</td> <td>-</td> </tr> <tr> <td>D</td> <td>-</td> <td>0.780</td> <td>-</td> <td>-</td> <td>0.031</td> <td>-</td> </tr> </tbody> </table>			OUTLINE DIMENSIONS							Dim.	Millimeters			Inches			Min.	Typ.	Max.	Min.	Typ.	Max.	A	-	4.250	-	-	0.167	-	B	-	1.220	-	-	0.048	-	C	-	2.700	-	-	0.106	-	D	-	0.780	-	-	0.031	-
OUTLINE DIMENSIONS																																																						
Dim.	Millimeters			Inches																																																		
	Min.	Typ.	Max.	Min.	Typ.	Max.																																																
A	-	4.250	-	-	0.167	-																																																
B	-	1.220	-	-	0.048	-																																																
C	-	2.700	-	-	0.106	-																																																
D	-	0.780	-	-	0.031	-																																																

PACKING INFORMATION				SOD-123FL		
Package Method	Reel Size (mm)	Quantity (pcs/reel)	Inner Box Size LxWxH(mm)	Quantity (pcs/Inner Box)	Carton Size LxWxH(mm)	Quantity (pcs/carton)
Tape Reel	Φ180	3000	185x185x90	21000	400x400x300	252000

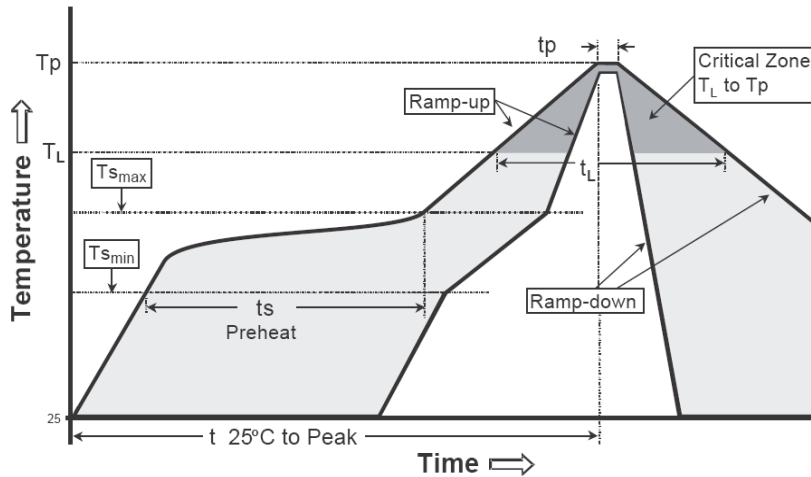
**SMF5.0A/CA THRU SMF440A/CA**  
TRANSIENT VOLTAGE SUPPRESSOR DIODES



**Recommended wave soldering condition**

Product	Peak Temperature	Soldering Time
Pb-free devices	260 +0/-5 °C	5 +1/-1 seconds

**Recommended temperature profile for IR reflow**



Profile feature	Sn-Pb eutectic Assembly	Pb-free Assembly
Average ramp-up rate (Tsmmax to Tp)	3°C/second max.	3°C/second max.
Preheat -Temperature Min(TS min) -Temperature Max(TS max) -Time(ts min to ts max)	100°C 150°C 60-120 seconds	150°C 200°C 60-180 seconds
Time maintained above: -Temperature (TL) - Time (tL)	183°C 60-150 seconds	217°C 60-150 seconds
Peak Temperature(TP)	240 +0/-5 °C	260 +0/-5 °C
Time within 5°C of actual peak temperature(tp)	10-30 seconds	20-40 seconds
Ramp down rate	6°C/second max.	6°C/second max.
Time 25 °C to peak temperature	6 minutes max.	8 minutes max.

Note : All temperatures refer to topside of the package, measured on the package body surface.

**SMF5.0A/CA THRU SMF440A/CA**  
TRANSIENT VOLTAGE SUPPRESSOR DIODES



**Disclaimer**

- Reproducing and modifying information of the document is prohibited without permission from niuhang electronics co., LTD.
- Niuhan Electronics co., LTD. reserves the rights to make changes of the content herein the document anytime without notification.
- Niuhan Electronics co., LTD. disclaims any and all liability arising out of the application or use of any product including damages incidentally and consequentially occurred.
- Niuhan Electronics co., LTD. does not assume any and all implied warranties, including warranties of fitness for particular purpose, non-infringement and merchantability.
- Applications shown on the herein document are examples of standard use and operation. Customers are responsible in comprehending the suitable use in particular applications. Niuhan Electronics co., LTD. makes no representation or warranty that such applications will be suitable for the specified use without further testing or modification.
- The products shown herein are not designed and authorized for equipments requiring high level of reliability or relating to human life and for any applications concerning life-saving or life-sustaining, such as medical instruments, transportation equipment, aerospace machinery et cetera. Customers using or selling these products for use in such applications do so at their own risk and agree to fully indemnify Niuhan Electronics co., LTD. for any damages resulting from such improper use or sale.
- When the appearance of the product and chip size does not change, in order to product the customer. quality, change the internal structure and the production process niuhang can not notify

## X-ON Electronics

Largest Supplier of Electrical and Electronic Components

*Click to view similar products for [ESD Suppressors / TVS Diodes](#) category:*

*Click to view products by [NH manufacturer](#):*

Other Similar products are found below :

[60KS200C](#) [D18V0L1B2LP-7B](#) [D5V0F4U5P5-7](#) [NTE4902](#) [P4KE27CA](#) [P6KE11CA](#) [P6KE8.2A](#) [SA60CA](#) [SA64CA](#) [SMBJ12CATR](#)  
[SMBJ33CATR](#) [SMBJ6.5A](#) [SMBJ8.0A](#) [ESD101-B1-02ELS E6327](#) [ESD112-B1-02EL E6327](#) [ESD7451N2T5G](#) [19180-510](#) [CPDT-5V0USP-](#)  
[HF](#) [3.0SMCJ33CA-F](#) [3.0SMCJ36A-F](#) [HSPC16701B02TP](#) [JANTX1N6126A](#) [D3V3Q1B2DLP3-7](#) [D55V0M1B2WS-7](#) [SCM1293A-04SO](#)  
[ESD200-B1-CSP0201 E6327](#) [SM12-7](#) [CEN955 W/DATA](#) [VESD12A1A-HD1-GS08](#) [CPDQC5V0-HF](#) [D1213A-01LP4-7B](#) [ESD101-B1-02EL](#)  
[E6327](#) [AOZ8808DI-03](#) [5KP15A](#) [5KP48A](#) [5KP90A](#) [ESD3V3D7-TP](#) [15KPA36A-LF](#) [P4KE56CA](#) [P4KE68A](#) [P4KE91CATR](#) [P6KE120A](#)  
[P6KE13CA](#) [P6KE43CA](#) [P6KE6.8CA](#) [P6KE8.2](#) [P6SMBJ20CA](#) [JANTX1N6072A](#) [SR2835ESKG](#) [SA90CA](#)