

SR320 THRU SR3200
SCHOTTKY RECTIFIERS



VOLTAGE: 20-200 Volts

CURRENT: 3.0 Amperes

DO-27(DO-201AD) Marking and Polarity

FEATURES

- Plastic package has Underwriters Laboratory Flammability Classification 94V-0
- Metal silicon junction ,majority carrier conduction
- Guard ring for overvoltage protection
- Low power loss ,high efficiency
- High current capability ,ultra low forward voltage drop
- High surge capability
- High temperature soldering guaranteed:260°C/10 seconds at terminals
- Component in accordance to RoHS 2011/65/EU

MECHANICAL DATA

- Case: JEDEC DO-201AD molded plastic body
- Terminals: Plated axial leads, solderable per MIL-STD-750,method 2026
- Polarity: color band denotes cathode end
- Mounting Position: Any
- Weight: 1.05 grams

TYPICAL APPLICATIONS

- For use in low voltage ,high frequency inverters ,DC/DC converters, free wheeling ,and polarity protection applications

SR3xxx
NH FFYMM

Remark:
 ①. SR3xxx=Model,xxx=20,30,40,45,60,80,100,150,200
 ②. NH=niuhang trademark
 ③. FFDDK=Internal control code,According to actual changes
 ④. White band denotes cathode

Maximum Ratings and Electrical Characteristics(Ratings at 25°C ambient temperature unless otherwise specified)

Parameter	Symbol	SR 320	SR 330	SR 340	SR 345	SR 360	SR 380	SR 3100	SR 3150	SR 3200	Unit
Maximum repetitive peak reverse voltage	V_{RRM}	20	30	40	45	60	80	100	150	200	V
Maximum RMS voltage	V_{RMS}	14	21	28	32	42	56	70	105	140	V
Maximum DC blocking voltage	V_{DC}	20	30	40	45	60	80	100	150	200	V
Maximum average forward rectified current(see fig.1)	$I_{F(AV)}$	3.0									A
Peak forward surge current 8.3ms single half sine-wave superimposed on rated load (JEDEC method at rated TL)	I_{FSM}	80									A

Electrical Characteristics (Ratings at 25°C ambient temperature unless otherwise specified).

Parameter	Symbol	SR 320	SR 330	SR 340	SR 345	SR 360	SR 380	SR 3100	SR 3150	SR 3200	Unit
Maximum instantaneous forward voltage (Note 1) @ 3.0 A	V_F	0.55			0.70	0.85			0.95	V	
Maximum instantaneous reverse current at rated DC blocking voltage (Note 1)	I_{RRM}	50			10						µA
		20			10			2			mA
Typical junction capacitance (Note 2)	C_J	500			400						pF
Operating junction and Storage temperature range	T_J	-65 to +125			-65 to +150			-65 to +175			°C
Storage temperature range	T_{STG}	-65 to +125			-65 to +150			-65 to +175			

Thermal Characteristics (Ratings at 25°C ambient temperature unless otherwise specified)

Parameter	Symbol	SR 320	SR 330	SR 340	SR 345	SR 360	SR 380	SR 3100	SR 3150	SR 3200	Unit
Typical thermal resistance (Note 3)	$R_{\theta JA}$	25									°C/W
	$R_{\theta JL}$	8									

- Note:
- 1.Pulse width < 300 uS, Duty cycle < 2%
 - 2.Measured at 1MHz and applied reverse voltage of 4.0V D.C.
 - 3.Thermal resistance from junction to lead vertical P.C.B. mounted , 0.375"(9.5mm)lead length,Polymide PCB, 2 oz Copper.
 - 4.Cathode pad dimensions 18.8x14.4mm , Anode pad dimensions- (5.6x14.4mm)

SR320 THRU SR3200
SCHOTTKY RECTIFIERS



RATING AND CHARACTERISTIC CURVES

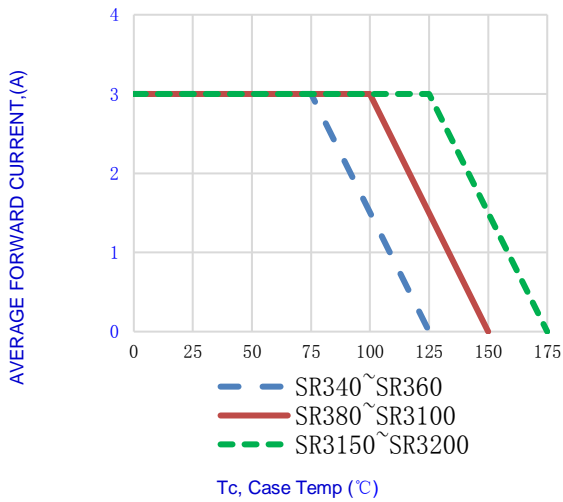


Fig.1-FORWARD CURRENT DERATING CURVE

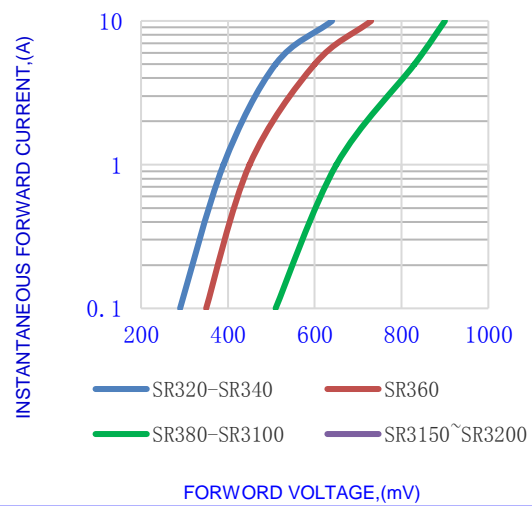


Fig.2- TYPICAL INSTANTANEOUS FORWARD

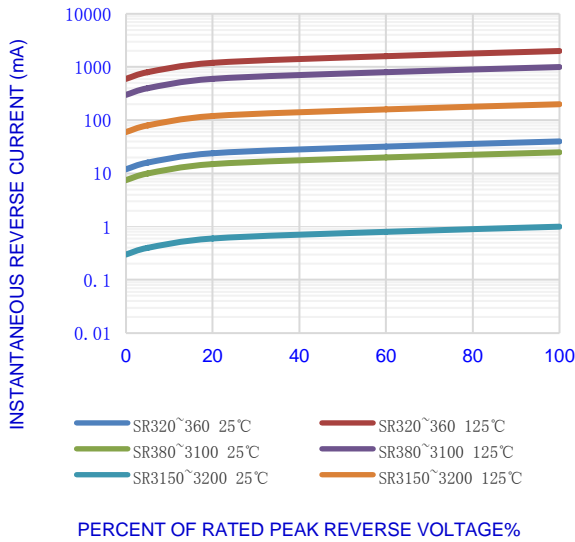


Fig.3- TYPICAL REVERSE CHARACTERISTICS

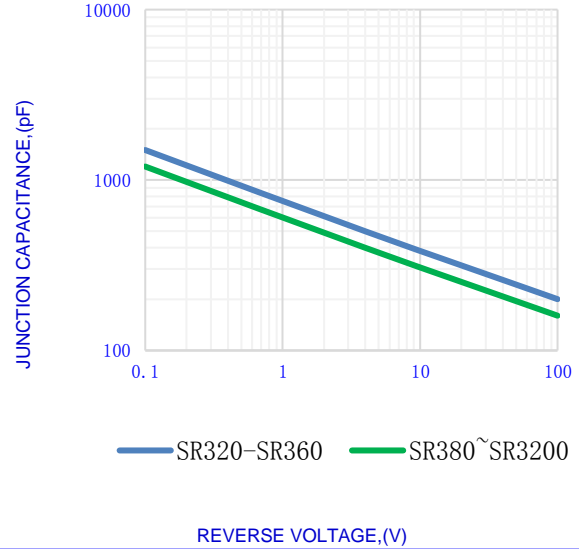


Fig.4-TYPICAL JUNCTION CAPACITANCE

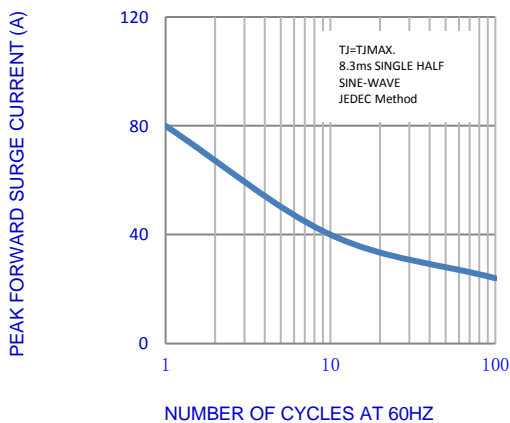


Fig.5-MAX. NON-REPETITIVE SURGE CURRENT

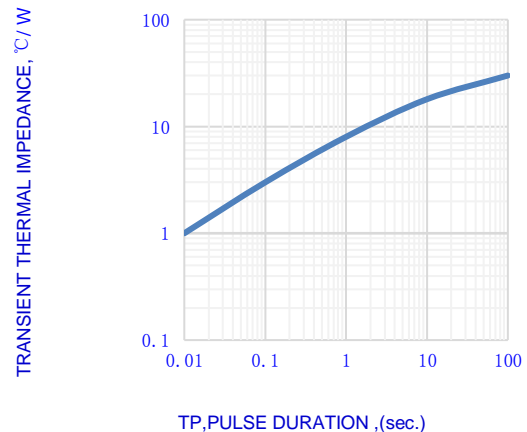


FIG.6-TYPICAL TRANSIENT THERMAL IMPEDANCE

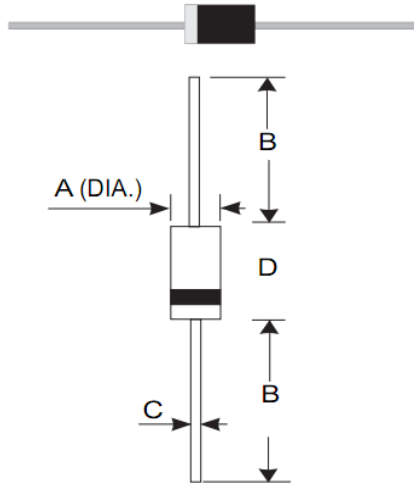


SR320 THRU SR3200
SCHOTTKY RECTIFIERS



OUTLINE DRAWINGS

DO-27(DO-201AD)



OUTLINE DIMENSIONS						
DIM	MILLIMETERS			INCHES		
	Min.	Typ.	Max.	Min.	Typ.	Max.
A	4.9	-	5.6	0.193	-	0.220
B	24.5	-	26.4	0.965	-	1.039
C	0.9	-	1.3	0.035	-	0.051
D	7.2	-	9.5	0.285	-	0.374

Packing Information

Package	Pack	Box Size LxWxH(mm)	Quantity (pcs/box)	Carton Size LxWxH(mm)	Quantity (pcs/carton)
DO-27(DO-201AD)	B/G	250*75*140	1250	420*280*310	12500

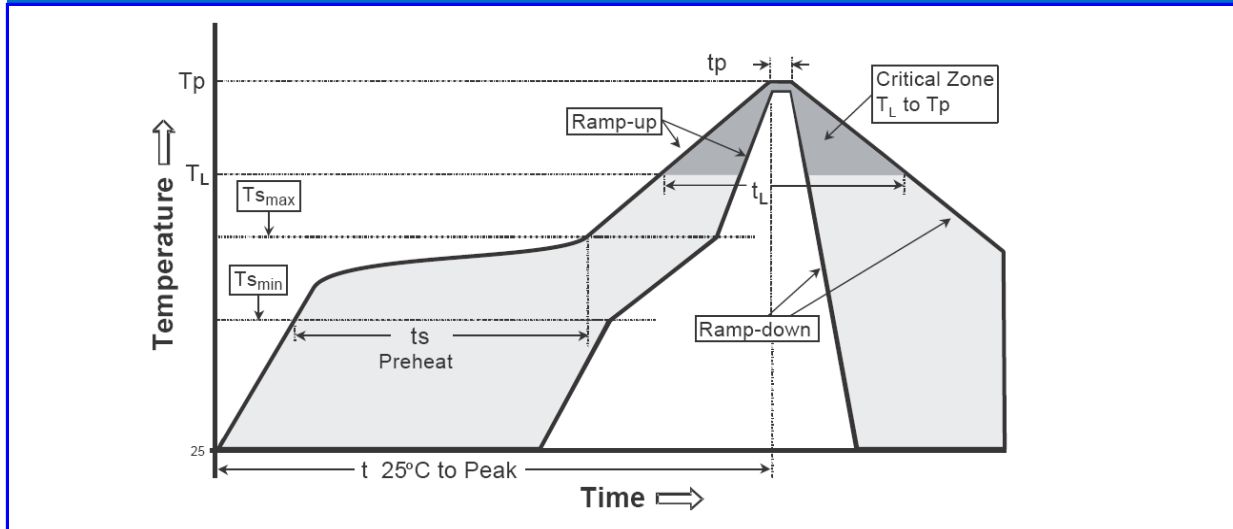
SR320 THRU SR3200
SCHOTTKY RECTIFIERS



Recommended wave soldering condition

Product	Peak Temperature	Soldering Time
Pb-free devices	260 +0/-5 °C	5 +1/-1 seconds

Recommended temperature profile for IR reflow



Profile feature	Sn-Pb eutectic Assembly	Pb-free Assembly
Average ramp-up rate (Tsmax to Tp)	3°C/second max.	3°C/second max.
Preheat -Temperature Min(TS min) -Temperature Max(TS max) -Time(ts min to ts max)	100°C 150°C 60-120 seconds	150°C 200°C 60-180 seconds
Time maintained above: -Temperature (TL) - Time (tL)	183°C 60-150 seconds	217°C 60-150 seconds
Peak Temperature(TP)	240 +0/-5 °C	260 +0/-5 °C
Time within 5°C of actual peak temperature(tp)	10-30 seconds	20-40 seconds
Ramp down rate	6°C/second max.	6°C/second max.
Time 25 °C to peak temperature	6 minutes max.	8 minutes max.

Note : All temperatures refer to topside of the package, measured on the package body surface.

SR320 THRU SR3200
SCHOTTKY RECTIFIERS



Disclaimer

- Reproducing and modifying information of the document is prohibited without permission from niuhang Electronics co., LTD
- Niuhan Electronics co., LTD. reserves the rights to make changes of the content herein the document anytime without notification.
- Niuhan Electronics co., LTD. disclaims any and all liability arising out of the application or use of any product including damages incidentally and consequentially occurred.
- Niuhan Electronics co., LTD. does not assume any and all implied warranties, including warranties of fitness for particular purpose, non-infringement and merchantability.
- Applications shown on the herein document are examples of standard use and operation. Customers are responsible in comprehending the suitable use in particular applications. Niuhan Electronics co., LTD. makes no representation or warranty that such applications will be suitable for the specified use without further testing or modification.
- The products shown herein are not designed and authorized for equipments requiring high level of reliability or relating to human life and for any applications concerning life-saving or life-sustaining, such as medical instruments, transportation equipment, aerospace machinery et cetera. Customers using or selling these products for use in such applications do so at their own risk and agree to fully indemnify Niuhan Electronics co., LTD. for any damages resulting from such improper use or sale.
- When the appearance of the product and chip size does not change, in order to product the customer quality, change the internal structure and the production process Niuhan can not notify

X-ON Electronics

Largest Supplier of Electrical and Electronic Components

Click to view similar products for [Schottky Diodes & Rectifiers](#) category:

Click to view products by [NH manufacturer](#):

Other Similar products are found below :

[MA4E2039](#) [MMBD301M3T5G](#) [RB160M-50TR](#) [D83C](#) [BAS16E6433HTMA1](#) [BAS 3010S-02LRH E6327](#) [BAT 54-02LRH E6327](#)
[NRVBAF360T3G](#) [NSR05F40QNXT5G](#) [NTE555](#) [JANS1N6640](#) [SS3003CH-TL-E](#) [GA01SHT18](#) [CRS10I30A\(TE85L,QM](#) [MBRA140TRPBF](#)
[MBRB30H30CT-1G](#) [BAT 15-04R E6152](#) [JANTX1N5712-1](#) [DMJ3940-000](#) [SB007-03C-TB-E](#) [NRVBB20100CTT4G](#) [NRVBM120LT1G](#)
[NTSB30U100CT-1G](#) [CRG04\(T5L,TEMQ\)](#) [ACDBA1100LR-HF](#) [ACDBA1200-HF](#) [ACDBA240-HF](#) [ACDBA3100-HF](#) [CDBQC0530L-HF](#)
[ACDBA260LR-HF](#) [ACDBA1100-HF](#) [10BQ015-M3/5BT](#) [NRVBM120ET1G](#) [SDM8M100P5-13](#) [VSSB410S-M3/5BT](#) [1N5819T-G](#)
[PDS1040Q-13](#) [B160BQ-13-F](#) [SDM05U20CSP-7](#) [BAS 70-07 E6433](#) [B140S1F-7](#) [HSM560Je3/TR13](#) [DDB2265-000](#) [ZHCS506QTA](#)
[HSM190Je3/TR13](#) [B330AF-13](#) [ACDBUC0230-HF](#) [SDM1U100S1F-7](#) [MBR10200CTF-G1](#) [CDLL5712](#)