

FEATURES

- RUGGED CONSTRUCTION IN STANDARD EIA SIZES
- EFFECTIVE EM/RFI SUPPRESSION UP TO 1 Ghz
- CURRENT RATINGS UP TO 5 AMPS (STYLE 2)
- HIGH IMPEDANCE OVER A WIDE FREQUENCY RANGE
- COMPATIBLE WITH AUTOMATIC PICK AND PLACE EQUIPMENT
- BOTH FLOW AND REFLOW SOLDERING APPLICABLE
- OPERATING TEMPERATURE RANGE: -40°C TO +125°C

**RoHS
Compliant**

*See Part Number System on 4th page of datasheet for details



STANDARD VALUES AND CASE SIZES (mm)

EIA Size	NIC Part Number	Impedance at 100MHz Ω ($\pm 25\%$ Tol.)	DC Resistance Max. (Ω)	DC Current Max. (mA)	Style Code	A (mm)	B (mm)	C (mm)	D (mm)
0402	NCB0402P060TRF	6	0.05	500	1	1.0 \pm 0.5	0.50 \pm 0.15	0.5 \pm 0.15	0.25 \pm 0.15
	NCB0402P100TRF	10	0.05	500					
	NCB0402P400TRF	40	0.3	300					
	NCB0402P600TRF	60	0.25	300					
	NCB0402P800TRF	80	0.4	200					
	NCB0402P121TRF	120	0.5	200					
	NCB0402P151TRF	151	0.5	200					
	NCB0402P221TRF	220	0.4	100					
	NCB0402P241TRF	240	0.5	200					
	NCB0402P301TRF	300	0.5	100					
	NCB0402P481TRF	480	0.8	100					
NCB0402P601TRF	600	1.0	100						
0603	NCB0603R300TRF	30	0.2	200	1	1.6 \pm 0.2	0.8 \pm 0.15	0.8 \pm 0.15	0.4 \pm 0.2
	NCB0603R600TRF	60	0.25	400					
	NCB0603R800TRF	80	0.3	200					
	NCB0603R121TRF	120	0.3	200					
	NCB0603R141TRF	140	0.3	200					
	NCB0603R221TRF	220	0.5	100					
	NCB0603R301TRF	300	0.6	100					
	NCB0603R451TRF	450	0.7	100					
	NCB0603R471TRF	470	0.5	200					
	NCB0603R601TRF	600	0.8	100					
	NCB0603R751TRF	750	0.7	200					
NCB0603R152TRF	1500	0.85	100						
0805	NCB0805A110TRF	11	0.1	600	1	2.0 \pm 0.2	1.25 \pm 0.2	0.9 \pm 0.2	0.5 \pm 0.3
	NCB0805A170TRF	17	0.1	500					
	NCB0805A320TRF	32	0.3	500					
	NCB0805A600TRF	60	0.15	500					
	NCB0805A800TRF	80	0.4	400					
	NCB0805A900TRF	90	0.1	600					
	NCB0805A121TRF	120	0.4	200					
	NCB0805A151TRF	150	0.5	200					
	NCB0805A221TRF	220	0.6	200					
	NCB0805A301TRF	300	0.9	200					
	NCB0805A401TRF	400	0.9	200					
	NCB0805A601TRF	600	1	200					
	NCB0805A102TRF	1000	1	100					
	NCB0805A222TRF	2200	0.75	100					

For Impedance (Z) over Frequency curves see www.RFpassives.com

STANDARD VALUES AND CASE SIZES (mm)

EIA Size	NIC P/N	Impedance at 100MHz Ω ($\pm 25\%$ Tol.)	DC Resistance Max. (Ω)	DC Current Max. (mA)	Style Code	A (mm)	B (mm)	C (mm)	D (mm)
1206	NCB1206B190TRF	19	0.15	500	1	3.2 ± 0.2	1.6 ± 0.2	1.1 ± 0.2	0.5 ± 0.3
	NCB1206B260TRF	26	0.15	500					
	NCB1206B320TRF	32	0.15	500					
	NCB1206B500TRF	50	0.2	400					
	NCB1206B600TRF	60	0.2	400					
	NCB1206B700TRF	70	0.3	400					
	NCB1206B900TRF	90	0.3	400					
	NCB1206B121TRF	120	0.4	400					
	NCB1206B151TRF	150	0.5	200					
	NCB1206B201TRF	200	0.5	200					
	NCB1206B401TRF	400	0.5	200					
	NCB1206B501TRF	500	0.5	200					
	NCB1206B601TRF	600	0.5	200					
	NCB1206B122TRF	1200	1	100					
	NCB1206B202TRF	2000	1.5	100					
1210	NCB1206E600TRF	60	0.5	200	1	3.2 ± 0.2	1.6 ± 0.2	1.6 ± 0.2	0.5 ± 0.3
	NCB1210C320TRF	32	0.3	400					
	NCB1210C600TRF	60	0.3	400					
	NCB1210C800TRF	80	0.3	400					
	NCB1210C900TRF	90	0.3	400					
NCB1210C202TRF	2000	1.5	100						
1806	NCB1806E600TRF	60	0.3	400	1	4.5 ± 0.25	1.6 ± 0.2	1.6 ± 0.2	0.5 ± 0.3
	NCB1806E800TRF	80	0.3	400					
	NCB1806E101TRF	100	0.4	300					
	NCB1806E151TRF	150	0.5	200					
1812	NCB1812D700TRF	70	0.4	300	1	4.5 ± 0.25	3.2 ± 0.2	1.5 ± 0.2	0.5 ± 0.3
	NCB1812D800TRF	80	0.4	300					
	NCB1812D121TRF	120	0.3	500					

For Impedance (**Z**) over Frequency curves see www.RFpassives.com

FEATURES

- STANDARD EIA 0603 ~ 1812 CASE SIZES
- EFFECTIVE EM/RFI SUPPRESSION UP TO 1 Ghz
- CURRENT RATINGS UP TO 6 AMPS
- HIGH IMPEDANCE OVER A WIDE FREQUENCY RANGE *See Part Number System for Details
- COMPATIBLE WITH AUTOMATIC PICK AND PLACE EQUIPMENT
- BOTH FLOW AND REFLOW SOLDERING APPLICABLE

**RoHS
Compliant**



OPERATING TEMPERATURE RANGE: -40°C TO +125°C*

EIA Size	NIC P/N	Impedance at 100MHz Ω ($\pm 25\%$ Tol.)	DC Resistance Max. (Ω)	DC Current Max. (mA)	Style Code	A (mm)	B (mm)	C (mm)	D (mm)
0603	NCB-H0603R100TRF	10	0.020	4000	1	1.6 \pm 0.2	0.8 \pm 0.15	0.8 \pm 0.15	0.4 \pm 0.2
	NCB-H0603R270TRF	27	0.030	4000					
	NCB-H0603R300TRF	30	0.035	3000					
	NCB-H0603R500TRF	50	0.040	2500					
	NCB-H0603R680TRF	68	0.100	1000					
	NCB-H0603R101TRF	100	0.100	2000					
	NCB-H0603R121TRF	120	0.100	2000					
	NCB-H0603R151TRF	150	0.100	2000					
	NCB-H0603R221TRF	220	0.100	2000					
	NCB-H0603R301TRF	300	0.200	1000					
	NCB-H0603R471TRF	470	0.200	1000					
NCB-H0603R601TRF	600	0.200	1000						
0805	NCB-H0805A300TRF	30	0.020	4000	1	2.0 \pm 0.2	1/25 \pm 0.2	0.9 \pm 0.2	0.5 \pm 0.3
	NCB-H0805A600TRF	60	0.025	3000					
	NCB-H0805A800TRF	80	0.040	3000					
	NCB-H0805A121TRF	120	0.100	2000					
	NCB-H0805A151TRF	150	0.100	2000					
	NCB-H0805A221TRF	220	0.100	2000					
	NCB-H0805A301TRF	300	0.200	1000					
	NCB-H0805A471TRF	470	0.200	1000					
	NCB-H0805A601TRF	600	0.200	1000					
1206	NCB-H1206B320TRF	32	0.020	5000	1	3.2 \pm 0.2	1.6 \pm 0.2	1.1 \pm 0.2	0.5 \pm 0.3
	NCB-H1206B500TRF	50	0.020	4000					
	NCB-H1206B680TRF	68	0.012	3000					
	NCB-H1206B800TRF	80	0.040	3000					
	NCB-H1206B121TRF	120	0.100	2000					
	NCB-H1206B151TRF	150	0.100	2000					
	NCB-H1206B301TRF	300	0.200	1000					
	NCB-H1206B471TRF	470	0.200	1000					
	NCB-H1206B501TRF	500	0.040	3000					
	NCB-H1206B601TRF	600	0.100	2000					
1806	NCB-H1805E600TRF	60	0.010	6000	1	4.5 \pm 0.25	1.6 \pm 0.2	1.6 \pm 0.2	0.5 \pm 0.3
	NCB-H1805E800TRF	80	0.040	3000					
1812	NCB-H1812D800TRF	80	0.010	6000	1	4.5 \pm 0.25	3.2 \pm 0.2	1.5 \pm 0.2	0.5 \pm 0.3
	NCB-H1812D125TRF	125	0.050	1500					
	NCB-H1812D151TRF	150	0.020	5000					
	NCB-H1812D681TRF	680	0.030	4000					
	NCB-H1812D132TRF	1300	0.060	3000					
1612	NCB1612K480TRF	48	0.001	5000	2*	4.2 \pm 0.4	3.1 \pm 0.2	2.6 \pm 0.2	1.3 \pm 0.3
3312	NCB3312K900TRF	90	0.001	5000		8.6 \pm 0.4	3.2 \pm 0.3	2.6 \pm 0.2	1.3 \pm 0.3
3119	NCB3119L950TRF	95	0.001	5000		7.8 \pm 0.4	4.7 \pm 0.3	2.9 \pm 0.2	1.3 \pm 0.3

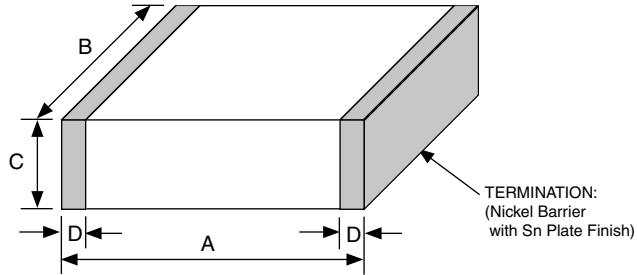
Note: Other values and case sizes available.

*STYLE 2 TYPES, TEMPERATURE RANGE -25°C ~ +85°C

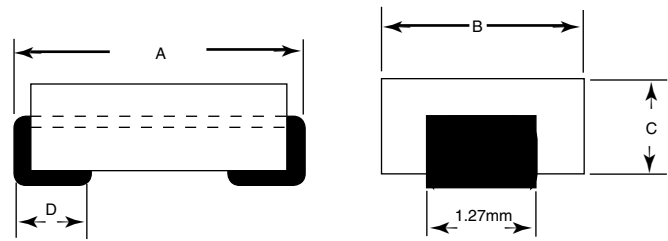
For Impedance (Z) over Frequency curves see www.RFpassives.com



STYLE 1 (EIA Size Chips)



STYLE 2



PART NUMBERING SYSTEM

NCB 0805 A 121 TR F

- NCB: Series
- 0805: Size
- A: Part Thickness Max
- 121: 3 digit code; first two digits are significant third digit is no. of zeros
- TR: Packaging: TR = Tape and Reel
- F: Pb-free/RoHS Compliant

Impedance at 100MHz
 Part Thickness Max; A=1.1mm, B=1.3mm, C=1.5mm, D=1.7mm, E=1.8mm, K=2.8mm, L=3.1mm, R=0.95mm

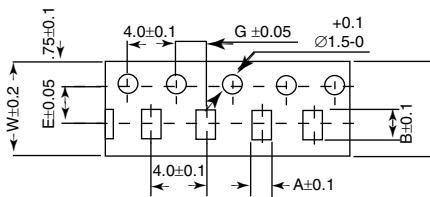


Fig. 1

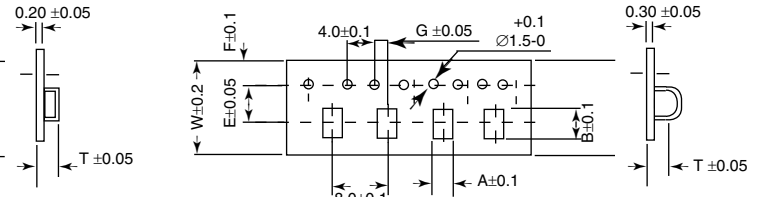


Fig. 2

TAPE DIMENSIONS (mm)

Dimensions	NCB0603R	NCB0805A	NCB1206B	NCB1206E	NCB1210C	NCB1806E	NCB1812D	NCB1612K	NCB3312K	NCB3119L
A	1.14	1.54	1.94	1.94	2.80	1.94	3.64	3.65	3.45	5.25
B	1.75	2.32	3.54	3.64	3.42	4.94	4.94	5.40	9.30	8.75
T	1.15	1.15	1.29	1.90	1.64	1.90	1.80	3.05	3.05	3.70
W	8.0	8.0	8.0	8.0	8.0	12.0	12.0	12.0	16.0	16.0
E	3.5	3.5	3.5	3.5	3.5	5.5	5.5	5.5	7.5	8.0
F	1.75	1.75	1.75	1.75	1.75	1.75	1.75	1.75	2.0	2.0
G	2.0	2.0	2.0	2.0	2.0	2.0	2.0	2.0	4.0	4.0
Chips/Reel	4000	4000	3000	2000	2500	2000	1000	500	500	500
Fig.	1	1	1	1	1	1	2	2	2	2

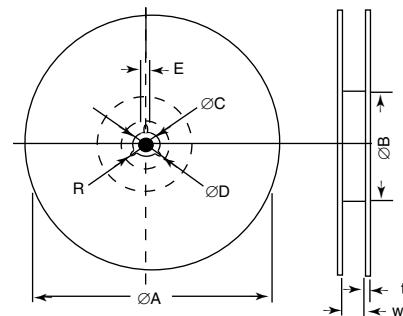
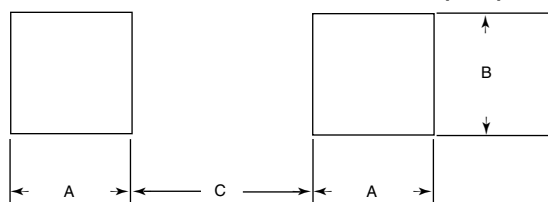
DIMENSIONS (mm)

Size	A	B	C
0603	1.0	0.6	0.8
0805	1.0	1.2	1.2
1206	1.00	1.80	2.00
1210	1.00	2.70	2.00
1806	1.05	1.80	3.30
1812	1.05	3.50	3.30
1612	1.70	2.00	2.20
3312	1.70	2.00	6.60
3119	1.70	2.00	5.80

REEL DIMENSIONS

Dim	Size: 0603, 0805, 1206, 1210	Size: 1806, 1812, 1612	Size: 3312, 3319
A	178 ± 2	178 ± 2	178 ± 2
B	60 ± 1	60 ± 1	60 ± 1
C	13.0 ± 0.5	13.0 ± 0.5	13.0 ± 0.5
D	21.0 ± 0.8	21.0 ± 0.8	21.0 ± 0.8
E	2.0 ± 0.5	2.0 ± 0.5	2.0 ± 0.5
W	10.0 ± 1.0	14.0 ± 1.0	18.0 ± 1.0
t	2.0 ± 0.5	2.0 ± 0.5	2.0 ± 0.5
R	1.0	1.0	1.0

RECOMMENDED LAND PATTERN (mm)



X-ON Electronics

Largest Supplier of Electrical and Electronic Components

Click to view similar products for [EMI Filters](#) / [EMI Suppression](#) category:

Click to view products by [NIC manufacturer](#):

Other Similar products are found below :

[CX0805MRX7R7BB473](#) [CZB1EGTTP700P](#) [CZB1JGTTD101P](#) [CZB1JGTTD151P](#) [CZB1JGTTD152P](#) [CZB1JGTTD601P](#)
[CZB2AFTTD800P](#) [CZB2AGTTD121P](#) [CZB2AGTTD601P](#) [CZB2BFTTE600P](#) [PE-0402FB121ST](#) [EMI0805R-11](#) [BMB1J1000LN2](#)
[BMB2A0430RS2](#) [BMB2A0470LN2](#) [ILAS1206ER102V](#) [SMB2.5-1TR](#) [CZB1EGTTP121P](#) [CZB1JGTTD102P](#) [CZB1JGTTD121P](#)
[CZB1JGTTD221P](#) [CZB2AGTTD301P](#) [CZB2BFTTE301P](#) [CZB2BFTTE601P](#) [4221R-1](#) [432703069121](#) [432703069351](#) [ILAS1206ER121V](#)
[4221R-2](#) [4221R-3](#) [4221R-4](#) [432703041941](#) [432703041971](#) [432703069131](#) [EMI0805R-120](#) [EMI0805R-2000](#) [EMI0805R-600](#) [SBY100505T-](#)
[100Y-N](#) [NCB-GH0402D121TR060F](#) [NCB-H1812D125TR150F](#) [CZB2AGTTD102P](#) [BMB2A0150AN1](#) [NCB0402P301TR005F](#)
[NCB0805A121TR050F](#) [NCB-H0805A102TR150F](#) [NCB0402P300TR030F](#) [NCB0402P601TR030F](#) [NCB-H0603R121TR300F](#) [NCB-](#)
[H0805A220TR600F](#) [432703069091](#)