

CONDUCTIVE POLYMER HYBRID ALUMINUM ELECTROLYTIC CAPACITORS nichicon

GYB

Chip Type, 105°C High Reliability



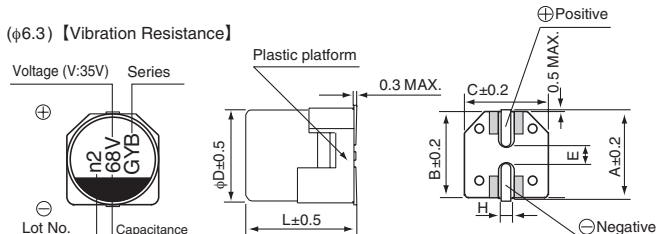
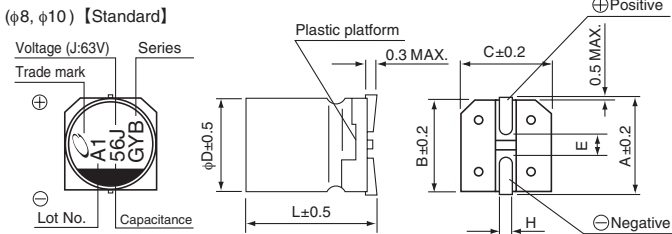
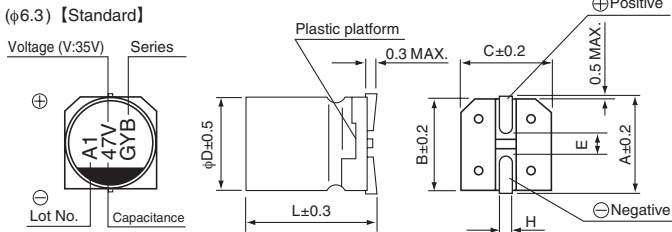
- High Reliability, Low ESR, High ripple current.
- Long life of 10000 hours at 105°C.
- Compliant to the RoHS directive (2011/65/EU, (EU)2015/863).
- AEC-Q200 compliant. Please contact us for details.



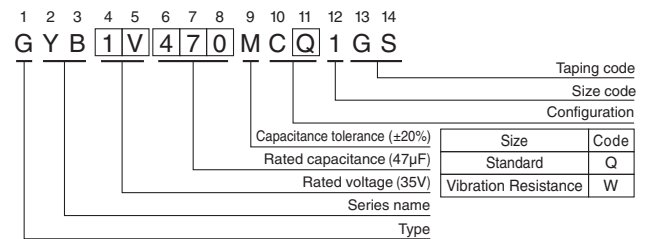
■ Specifications

Item	Performance Characteristics	
Category Temperature Range	-55 to +105°C	
Rated Voltage Range	25 to 63V	
Rated Capacitance Range	10 to 330μF	
Capacitance Tolerance	±20% at 120Hz, 20°C	
Tangent of loss angle (tan δ)	Rated voltage (V)	25 35 50 63
	tan δ (MAX.)	0.14 0.12 0.10 0.08
ESR	Less than or equal to the specified value at 100kHz, 20°C	
Leakage Current	After 2 minutes' application of rated voltage at 20°C, leakage current is not more than 0.01CV(μA).	
Temperature Characteristics (Max.Impedance Ratio)	Z-25°C / Z+20°C ≤ 2	
	Z-55°C / Z+20°C ≤ 2.5 (100kHz)	
Endurance	The specifications listed at right shall be met when the capacitors are restored to 20°C after D.C. bias plus rated ripple current is applied for 10000 hours at 105°C, the peak voltage shall not exceed the rated voltage.	
	Capacitance change	Within ±30% of initial capacitance value
	tan δ	200% or less of the initial specified value
	ESR	200% or less of the initial specified value
	Leakage current	Less than or equal to the initial specified value
Shelf Life	After storing the capacitors under no load at 105°C for 1000 hours and then performing voltage treatment based on JIS C 5101-4 clause 4.1 at 20°C, they shall meet the specified values for the endurance characteristics listed above.	
Damp Heat (Steady State)	The specifications listed at right shall be met when the capacitors are restored to 20°C after the rated voltage is applied for 2000 hours at 85°C, 85% RH.	
	Capacitance change	Within±30% of the initial capacitance value
	Leakage current	Less than or equal to the initial specified value
Resistance to Soldering Heat	The capacitors are kept on a hot plate for 30 seconds, which is maintained at 250°C. The capacitors shall meet the characteristic requirements listed at right when they are removed from the plate and restored to 20°C.	
	Capacitance change	Within±10% of the initial capacitance value
	Leakage current	Less than or equal to the initial specified value
Marking	Black print on the case top.	

■ Dimensions



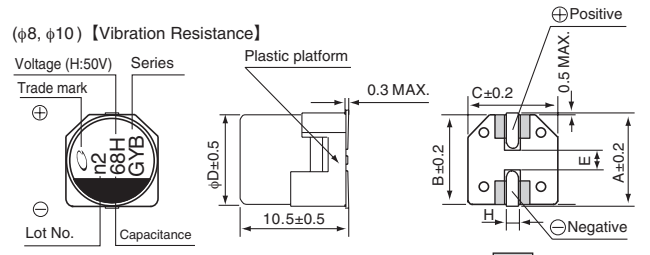
Type numbering system (Example : 35V 47μF)



Standard	(mm)			
	6.3×5.8	6.3×7.7	8×10	10×10
A	7.3	7.3	9.0	11.0
B	6.6	6.6	8.3	10.3
C	6.6	6.6	8.3	10.3
E	2.2	2.2	3.1	4.5
L	5.8	7.7	10.3	10.3
H	0.5 to 0.8	0.5 to 0.8	0.8 to 1.1	0.8 to 1.1

Voltage	Code				
	V	25	35	50	63
E	V	H	J		

Vibration Resistance	(mm)		
	6.3×7.7	8×10	10×10
A	7.3	9.0	11.0
B	6.6	8.3	10.3
C	6.6	8.3	10.3
E	2.2	3.1	4.5
L	7.7	10.5	10.5
H	0.5 to 0.8	1.1 to 1.5	1.1 to 1.5



● Frequency coefficient of rated ripple current

Frequency	120Hz	1kHz	10kHz	100kHz or more
Coefficient	0.15	0.40	0.75	1.00

● Dimension table in next page.



■ Dimensions

Rated Voltage (V) (code)	Rated Capacitance (μF)	Case Size φD×L (mm)	tan δ	Leakage Current (μA) (at 20°C after 2 minutes)	ESR (mΩ) MAX. (20°C/100kHz)	Rated Ripple (mA _{rms}) (105°C/100kHz)	Part Number
25 (1E)	56	6.3×5.8	0.14	14	50	1300	GYB1E560MC□1GS
	100	6.3×7.7	0.14	25	30	2000	GYB1E101MC□1GS
	220	8×10	0.14	55	27	2300	GYB1E221MC□1GS
	330	10×10	0.14	82.5	20	2500	GYB1E331MC□1GS
35 (1V)	47	6.3×5.8	0.12	16.45	60	1300	GYB1V470MC□1GS
	68	6.3×7.7	0.12	23.8	35	2000	GYB1V680MC□1GS
	150	8×10	0.12	52.5	27	2300	GYB1V151MC□1GS
	270	10×10	0.12	94.5	20	2500	GYB1V271MC□1GS
50 (1H)	22	6.3×5.8	0.10	11	80	1100	GYB1H220MC□1GS
	33	6.3×7.7	0.10	16.5	40	1600	GYB1H330MC□1GS
	68	8×10	0.10	34	30	1800	GYB1H680MC□1GS
	100	10×10	0.10	50	28	2000	GYB1H101MC□1GS
63 (1J)	10	6.3×5.8	0.08	6.3	120	1000	GYB1J100MC□1GS
	22	6.3×7.7	0.08	13.86	80	1500	GYB1J220MC□1GS
	33	8×10	0.08	20.79	40	1600	GYB1J330MC□1GS
	56	10×10	0.08	35.28	30	1800	GYB1J560MC□1GS

□ : Enter the appropriate configuration code.

- For taping specifications, recommended land size/soldering by reflow and minimum order quantity, please refer to the Guidelines for Aluminum Electrolytic Capacitors.

X-ON Electronics

Largest Supplier of Electrical and Electronic Components

Click to view similar products for [Aluminium Organic Polymer Capacitors](#) category:

Click to view products by [Nichicon](#) manufacturer:

Other Similar products are found below :

[750-1809](#) [SEAU0A0102G](#) [MAL218497801E3](#) [MAL218297003E3](#) [MAL218497803E3](#) [MAL218397603E3](#) [MAL218297802E3](#)

[MAL218497701E3](#) [MAL218397102E3](#) [MAL218297804E3](#) [MAL218497804E3](#) [MAL218697005E3](#) [MAL218697509E3](#) [MAL218297603E3](#)

[MAL218397604E3](#) [MAL218697106E3](#) [MAL218297005E3](#) [MAL218397106E3](#) [MAL218297103E3](#) [MAL218397104E3](#) [MAL218297604E3](#)

[MAL218697601E3](#) [MAL218697554E3](#) [MAL218697607E3](#) [MAL218397702E3](#) [MAL218497901E3](#) [MAL218497806E3](#) [MAL218697001E3](#)

[PCZ1V181MCL1GS](#) [PCZ1E331MCL1GS](#) [35PZF270MT810X9](#) [HHXD500ARA470MHA0G](#) [APD1012271M035R](#) [APD1012331M035R](#)

[APA0609471M006R](#) [APA0609561M004R](#) [APA0609561M006R](#) [APD0811271M035R](#) [APA0807561M004R](#) [APA0809331M016R](#)

[APA0809561M010R](#) [APA0809821M004R](#) [APA0809821M006R](#) [APA0812471M016R](#) [APA0812561M016R](#) [APA1010122M006R](#)

[APA1012122M010R](#) [APA1012821M016R](#) [SPT1EM101D11OR](#) [SPT0JM101D08ORVZC](#)