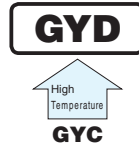


## GYD

Chip Type, 150°C High Reliability



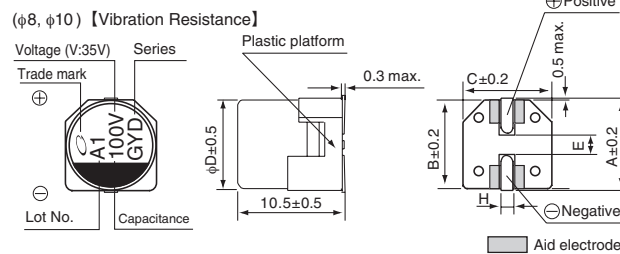
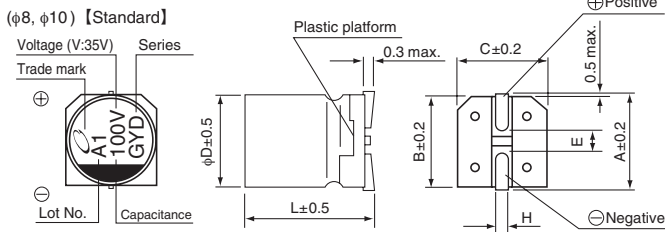
- High Reliability, Low ESR, High ripple current.
- Long life of 1000 hours at 150°C.
- Compliant to the RoHS directive (2011/65/EU, (EU)2015/863).
- AEC-Q200 compliant. Please contact us for details.



### Specifications

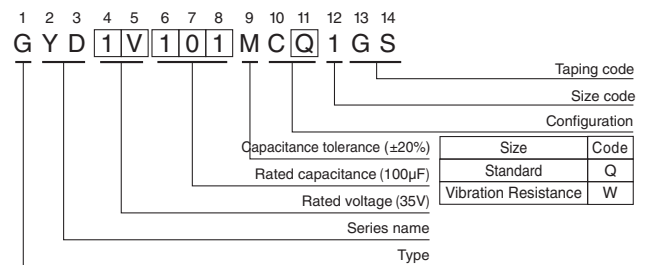
Item	Performance Characteristics	
Category Temperature Range	-55 to +150°C	
Rated Voltage Range	25 to 35V	
Rated Capacitance Range	100 to 270μF	
Capacitance Tolerance	±20% at 120Hz, 20°C	
Tangent of loss angle (tan δ)	Rated voltage (V)	25      35
	tan δ (max.)	0.14    0.12
ESR	Less than or equal to the specified value at 100kHz, 20°C	
Leakage Current ※	After 2 minutes' application of rated voltage at 20°C, leakage current is not more than 0.01CV(μA).	
Temperature Characteristics (Max.Impedance Ratio)	$Z(-25°C) / Z(+20°C) \leq 2$ $Z(-55°C) / Z(+20°C) \leq 2.5$ (100kHz)	
Endurance	The specifications listed at right shall be met when the capacitors are restored to 20°C after D.C. bias plus rated ripple current is applied for 1000 hours at 150°C, the peak voltage shall not exceed the rated voltage.	
	Capacitance change	Within ±30% of initial capacitance value
	tan δ	200% or less of the initial specified value
	ESR	200% or less of the initial specified value
Shelf Life	After storing the capacitors under no load at 150°C for 1000 hours and then performing voltage treatment based on JIS C 5101-4 clause 4.1 at 20°C, they shall meet the specified values for the endurance characteristics listed above.	
	Capacitance change	Within±30% of the initial capacitance value
	tan δ	200% or less of the initial specified value
	Leakage current	Less than or equal to the initial specified value
Damp Heat (Steady State)	The specifications listed at right shall be met when the capacitors are restored to 20°C after the rated voltage is applied for 2000 hours at 85°C, 85% RH.	
	Capacitance change	Within±30% of the initial capacitance value
	tan δ	200% or less of the initial specified value
	Leakage current	Less than or equal to the initial specified value
Resistance to Soldering Heat	The capacitors are kept on a hot plate for 30 seconds, which is maintained at 250°C. The capacitors shall meet the characteristic requirements listed at right when they are removed from the plate and restored to 20°C.	
	Capacitance change	Within±10% of the initial capacitance value
	tan δ	Less than or equal to the initial specified value
	Leakage current	Less than or equal to the initial specified value
Marking	Black print on the case top.	

### Dimensions



※ I : Leakage Current (μA), C : Rated Capacitance (μF), V : Rated Voltage (V)

### Type numbering system (Example : 35V 100μF)



Standard	(mm)		Voltage	Vibration Resistance (mm)		
	φD×L	φD×L		φD×L	φD×L	
A	8 × 10	10 × 10	V 25 35	8 × 10	10 × 10	
B	9.0	11.0		A	9.0	11.0
C	8.3	10.3	Code E V	B	8.3	10.3
E	3.1	4.5		C	8.3	10.3
L	10.3	10.3	L	3.1	4.5	
H	0.8 to 1.1	0.8 to 1.1	H	10.5	10.5	
				H	1.1 to 1.5	1.1 to 1.5

### ● Frequency coefficient of rated ripple current

Frequency	120Hz	1kHz	10kHz	100kHz or more
Coefficient	0.15	0.40	0.75	1.00

● Dimension table in next page.

# GYD

■ Dimensions

Rated Voltage (V) (code)	Rated Capacitance (μF)	Case Size φD×L (mm)	tan δ	Leakage Current (μA) (at 20°C after 2 minutes)	ESR (mΩ) max. (20°C/100kHz)	Rated Ripple (mArms) (150°C/100kHz)	Part Number
25 (1E)	150	8×10	0.14	37.5	27	1400	GYD1E151MC□1GS
	270	10×10	0.14	67.5	20	1800	GYD1E271MC□1GS
35 (1V)	100	8×10	0.12	35.0	27	1400	GYD1V101MC□1GS
	150	10×10	0.12	52.5	20	1800	GYD1V151MC□1GS

□ : Enter the appropriate configuration code.

- For taping specifications, recommended land size/soldering by reflow and minimum order quantity, please refer to the Guidelines for Aluminum Electrolytic Capacitors.

## X-ON Electronics

Largest Supplier of Electrical and Electronic Components

*Click to view similar products for [Aluminium Organic Polymer Capacitors](#) category:*

*Click to view products by [Nichicon](#) manufacturer:*

Other Similar products are found below :

[750-1809](#) [SEAU0A0102G](#) [MAL218497801E3](#) [MAL218297003E3](#) [MAL218497803E3](#) [MAL218397603E3](#) [MAL218297802E3](#)

[MAL218497701E3](#) [MAL218397102E3](#) [MAL218297804E3](#) [MAL218497804E3](#) [MAL218697005E3](#) [MAL218697509E3](#) [MAL218297603E3](#)

[MAL218397604E3](#) [MAL218697106E3](#) [MAL218297005E3](#) [MAL218397106E3](#) [MAL218297103E3](#) [MAL218397104E3](#) [MAL218297604E3](#)

[MAL218697601E3](#) [MAL218697554E3](#) [MAL218697607E3](#) [MAL218397702E3](#) [MAL218497901E3](#) [MAL218497806E3](#) [MAL218697001E3](#)

[PCZ1V181MCL1GS](#) [PCZ1E331MCL1GS](#) [35PZF270MT810X9](#) [HHXD500ARA470MHA0G](#) [APD1012271M035R](#) [APD1012331M035R](#)

[APA0609471M006R](#) [APA0609561M004R](#) [APA0609561M006R](#) [APD0811271M035R](#) [APA0807561M004R](#) [APA0809331M016R](#)

[APA0809561M010R](#) [APA0809821M004R](#) [APA0809821M006R](#) [APA0812471M016R](#) [APA0812561M016R](#) [APA1010122M006R](#)

[APA1012122M010R](#) [APA1012821M016R](#) [SPT1EM101D11OR](#) [SPT0JM101D08ORVZC](#)