


JUW

Radial Lead Type, High Capacitance

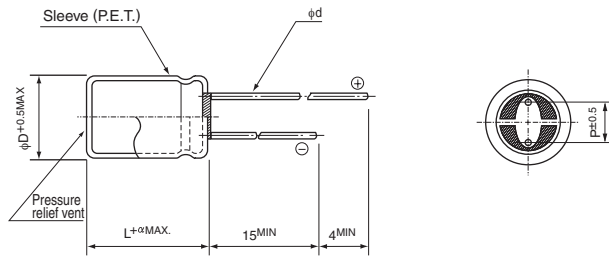
- High Capacitance type (2.7V).
- Higher capacitance than JUM.
- Wide temperature range (−25 to +70°C).
- Compliant to the RoHS directive (2011/65/EU,(EU)2015/863).



Specifications

Item	Performance Characteristics					
Category Temperature Range	−25 to +70°C					
Rated Voltage	2.7V					
Rated Capacitance Range	1 to 82F See Note					
Capacitance Tolerance	±20% , 20°C					
Stability at Low Temperature	Capacitance (−25°C) / Capacitance (+20°C) ×100 ≥ 70% ESR (−25°C) / ESR (+20°C) ≤ 4					
ESR, DCR*	Refer to the table below (20°C). *DC internal resistance					
Endurance	The specifications listed at right shall be met when the capacitors are restored to 20°C after the rated voltage is applied for 1000 hours at 70°C.	<table border="1"> <tr> <td>Capacitance change</td> <td>Within ±30% of the initial capacitance value</td> </tr> <tr> <td>ESR</td> <td>300% or less than the initial specified value</td> </tr> </table>	Capacitance change	Within ±30% of the initial capacitance value	ESR	300% or less than the initial specified value
	Capacitance change	Within ±30% of the initial capacitance value				
ESR	300% or less than the initial specified value					
Shelf Life	The specifications listed at right shall be met when the capacitors are restored to 20°C after storing the capacitors under no load for 1000 hours at 70°C.	<table border="1"> <tr> <td>Capacitance change</td> <td>Within ±30% of the initial capacitance value</td> </tr> <tr> <td>ESR</td> <td>300% or less than the initial specified value</td> </tr> </table>	Capacitance change	Within ±30% of the initial capacitance value	ESR	300% or less than the initial specified value
	Capacitance change	Within ±30% of the initial capacitance value				
ESR	300% or less than the initial specified value					
Humidity Endurance	The specifications listed at right shall be met when the capacitors are restored to 20°C after the rated voltage is applied for 500 hours at 40°C 90%RH.	<table border="1"> <tr> <td>Capacitance change</td> <td>Within ±30% of the initial capacitance value</td> </tr> <tr> <td>ESR</td> <td>300% or less than the initial specified value</td> </tr> </table>	Capacitance change	Within ±30% of the initial capacitance value	ESR	300% or less than the initial specified value
	Capacitance change	Within ±30% of the initial capacitance value				
ESR	300% or less than the initial specified value					
Marking	Printed with white color letter on black sleeve.					

Drawing



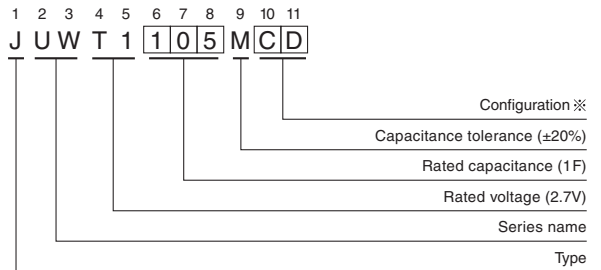
	6.3	8	10	12.5	16	18
φD	6.3	8	10	12.5	16	18
P	2.5	3.5	5.0	5.0	7.5	7.5
φd	0.5	0.6	0.6*	0.6*	0.8	0.8

α	(φD < 10)
	1.5
α	(φD ≥ 10)
	2.0

* In case L>25 for the φ10 and φ12.5 dia unit, lead dia φd=0.8

- Please refer to the Guidelines for Aluminum Electrolytic Capacitors for end seal configuration information.

Type numbering system (Example : 2.7V 1F)



※ Configuration

φ D	Pb-free lead finishing Pb-free PET sleeve
6.3	CD
8 · 10	PD
12.5 to 18	HD

Dimensions

Rated Voltage (Code)	Rated Capacitance (F)	Code	ESR (Ω) (at 1kHz)	DCR※ Typical (Ω)	Case size φ D × L (mm)
2.7V (T1)	1.0	105	1.8	4	6.3 × 9
	1.5	155	1.2	2.5	8 × 11.5
	2.7	275	0.6	1.2	8 × 20
	3.3	335	0.5	1.1	10 × 12.5
	4.7	475	0.4	0.8	10 × 20
	6.8	685	0.3	0.7	12.5 × 20
	12	126	0.3	0.6	10 × 31.5
	22	226	0.2	0.4	12.5 × 31.5
	33	336	0.12	0.28	16 × 31.5
	47	476	0.1	0.22	18 × 31.5
82	826	0.06	0.13	18 × 40	

※ The listed DCR value is typical and therefore not a guaranteed value.

Note :

The capacitance calculated from discharge time (ΔT) with constant current (i) after 30minute charge with rated voltage (2.7V).

The discharge current (i) is 0.01 × rated capacitance (F).

The discharge time (ΔT) measured between 2V and 1V with constant current.

The capacitance calculated below.

$$\text{Capacitance (F)} = i \times \Delta T$$

X-ON Electronics

Largest Supplier of Electrical and Electronic Components

Click to view similar products for [Supercapacitors](#) / [Ultracapacitors](#) category:

Click to view products by [Nichicon](#) manufacturer:

Other Similar products are found below :

[C-TEC1225 P](#) [SCCY73B407SLBLE](#) [CDCL3000C0-002R85STB](#) [MDCM0058C0-0016R0TBZ](#) [FE0H473ZF](#) [MAL223551012E3](#)
[MAL223551014E3](#) [MAL223551015E3](#) [MAL223551016E3](#) [MAL223551006E3](#) [MAL223551007E3](#) [MAL223551001E3](#) [MAL223551008E3](#)
[MAL219612474E3](#) [MAL219632473E3](#) [DRE10/2.5](#) [DRL106S0TI25RRDAP](#) [DRL226S0TK25RR](#) [106DCN2R7M](#) [SCCT30B156SRB](#)
[SCMR14C474MSBA0](#) [SCMR22C155MSBA0](#) [GW209F](#) [TV1020-3R0605-R](#) [SCCX50B207VSB](#) [PAS0815LS2R5105](#) [HVZ0E475NF](#)
[SCMR18F105PSBA0](#) [FT0H565ZF](#) [FE0H224ZF](#) [SCCT30E156SRB](#) [MAL222090006E3](#) [SCCY68B407SSBLE](#) [CPH3225A-2K](#)
[SCMT22C505PRBA0](#) [207DCN2R7M](#) [DB5U307W35050HA](#) [DB5U407W35060HA](#) [DGH505Q5R5](#) [DGH305Q2R7](#) [DGH505Q2R7](#)
[DGH705Q2R7](#) [DGH506Q2R7](#) [DGH335Q2R7](#) [DGH256Q2R7](#) [DGH255Q5R5](#) [DGH207Q2R7](#) [DGH155Q5R5](#) [DGH107Q2R7](#) [107DCN2R7Q](#)