


FPCAP Functional Polymer Aluminum Solid Electrolytic Capacitors

VA & VB & VC series

| | | |
|---------|-------------|-----------------|
| SMD | 7.3×4.3×2.8 | 3mm Height |
| Low ESR | Lead-free | RoHS Compliance |

NEW



Features

- By using Aluminum Functional Polymer.
 - Low ESR at a high frequency range.
 - High ripple current capability.

Applications

- Switching Power Supply and DC/DC Converter.
- Back up Power Supplies of CPU (VRM etc.)
- Miniature high Power Supply.

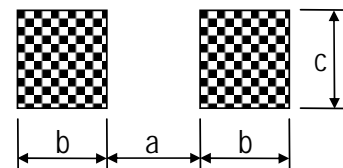
Environmental Correspondence

- Corresponding to Lead-free, RoHS compliance and Halogen-free.
 - The Lead-free of terminal plating.

Specifications

| Items | Characteristic | |
|-----------------------|-----------------------------|---|
| | VA, VB, VC | |
| Operating temp. range | -55 to +105°C | |
| Rated voltage range | 2.0 to 25V-DC | |
| Capacitance range | 15 to 330μF | |
| Capacitance tolerance | ±20% (M) | |
| Endurance | Test condition | 105°C, rated voltage 1000Hrs. |
| | Capacitance | Within ±20% of initial value before test |
| | Leakage current | Not to exceed the initial specified value |
| | tan δ | Not to exceed 150% of initial specified value |
| Damp Heat | Test condition | 60°C, 90~95%RH, No Bias, 500Hrs. |
| | Capacitance | Within +50%-20% of initial value before test |
| | Leakage current | Not to exceed 300% of initial specified value |
| | tan δ | Not to exceed 200% of initial specified value |
| Failure Rate | 0.5% / 1000Hrs. Max (60%CL) | |

Recommended land pattern



[Unit: mm]

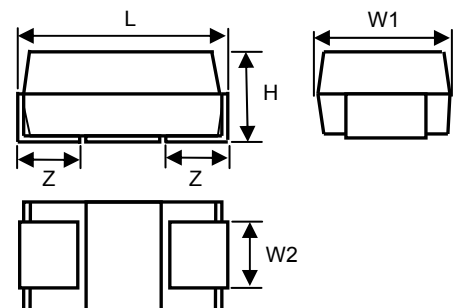
| Size Code L × W × H | a | b | c |
|------------------------|-----|------|-----|
| N 7.3 × 4.3 × 2.8 | 4.1 | 2.05 | 2.9 |

Size Code (ESR) List

[Size Code (mΩ)]

| R.V. (S.V.) Cap. [μF] | 2.0 (2.3) | | 2.5 (2.8) | | 4.0 (4.6) | | 6.3 (7.2) | | 16 (18.4) | 25 (28.7) |
|--------------------------|--------------|----------|--------------|-----------|--------------|-----------|--------------|-----------|--------------|--------------|
| | VB | VC | VA | VB | VA | VB | VA | VB | VA | VA |
| 15 | | | | | | | | | | N (60) |
| 27 | | | | | | | | | N (55) | N (60) |
| 33 | | | | | | | | | N (55) | |
| 47 | | | | | | | | | N (55) | |
| 100 | | | | | | | N (25) | N (20) | | |
| 150 | | | | | N (18) | N (15) | | N (20) | | |
| 220 | | | N (18) | N (15) | | N (15) | | | | |
| 330 | N (15) | N (9) | | | | | | | | |

Dimensions



[Unit: mm]

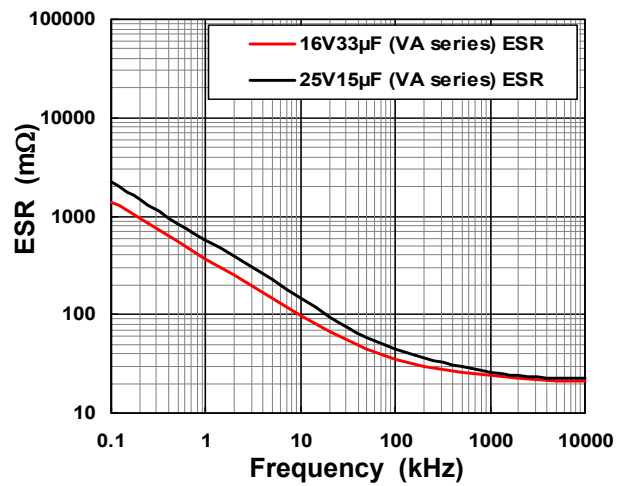
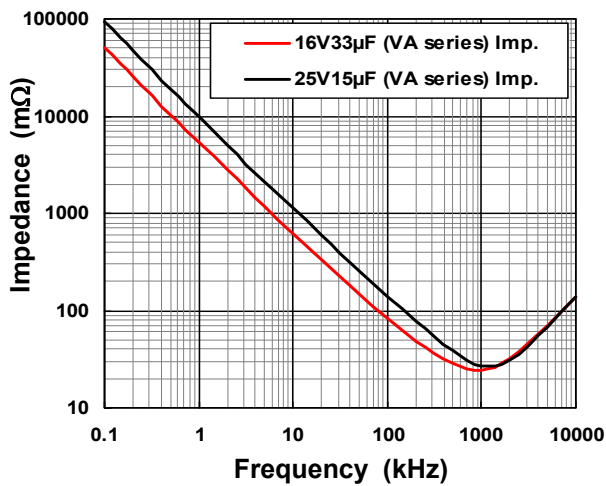
| Size Code L × W × H | L±0.2 | W1±0.2 | W2±0.1 | H±0.2 | Z±0.2 |
|------------------------|-------|--------|--------|-------|-------|
| N 7.3 × 4.3 × 2.8 | 7.3 | 4.3 | 2.4 | 2.8 | 1.3 |

● Part number & Specifications

| Rated Voltage (V) | Rated Capacitance (μF, 120Hz) | Part Number | | Leakage Current* (μA, 2 min) | tanδ (120Hz) | ESR (mΩ, 100kHz) | Rated Ripple Current (mA, r.m.s.) | Size L×W×H(mm) | MSL (J-STD-020D) |
|-------------------|-------------------------------|-------------|------------------|------------------------------|--------------|------------------|-----------------------------------|-----------------|------------------|
| | | NICHICON | FPCAP | | | | | | |
| 2.0 | 330 | RVB0D331MNG | FP-2R0CM331M-VBR | 700 | 0.12 | 15 | 2800 | 7.3 × 4.3 × 2.8 | Level 3 |
| | 330 | RVC0D331MNG | FP-2R0CM331M-VCR | 700 | 0.12 | 9 | 3300 | 7.3 × 4.3 × 2.8 | Level 3 |
| 2.5 | 220 | RVA0E221MNG | FP-2R5CM221M-VAR | 700 | 0.12 | 18 | 2600 | 7.3 × 4.3 × 2.8 | Level 3 |
| | 220 | RVB0E221MNG | FP-2R5CM221M-VBR | 700 | 0.12 | 15 | 2800 | 7.3 × 4.3 × 2.8 | Level 3 |
| 4.0 | 150 | RVA0G151MNG | FP-4R0CM151M-VAR | 700 | 0.12 | 18 | 2600 | 7.3 × 4.3 × 2.8 | Level 3 |
| | 150 | RVB0G151MNG | FP-4R0CM151M-VBR | 700 | 0.12 | 15 | 2800 | 7.3 × 4.3 × 2.8 | Level 3 |
| | 220 | RVB0G221MNG | FP-4R0CM221M-VBR | 1000 | 0.12 | 15 | 2800 | 7.3 × 4.3 × 2.8 | Level 3 |
| 6.3 | 100 | RVA0J101MNG | FP-6R3CM101M-VAR | 700 | 0.12 | 25 | 2000 | 7.3 × 4.3 × 2.8 | Level 3 |
| | 100 | RVB0J101MNG | FP-6R3CM101M-VBR | 700 | 0.12 | 20 | 2400 | 7.3 × 4.3 × 2.8 | Level 3 |
| | 150 | RVB0J151MNG | FP-6R3CM151M-VBR | 1000 | 0.12 | 20 | 2400 | 7.3 × 4.3 × 2.8 | Level 3 |
| 16 | 27 | RVA1C270MNG | FP-016CM270M-VAR | 216 | 0.12 | 55 | 1100 | 7.3 × 4.3 × 2.8 | Level 3 |
| | 33 | RVA1C330MNG | FP-016CM330M-VAR | 264 | 0.12 | 55 | 1100 | 7.3 × 4.3 × 2.8 | Level 3 |
| | 47 | RVA1C470MNG | FP-016CM470M-VAR | 376 | 0.12 | 55 | 1100 | 7.3 × 4.3 × 2.8 | Level 3 |
| 25 | 15 | RVA1E150MNG | FP-025CM150M-VAR | 188 | 0.12 | 60 | 1000 | 7.3 × 4.3 × 2.8 | Level 3 |
| | 27 | RVA1E270MNG | FP-025CM270M-VAR | 337 | 0.12 | 60 | 1000 | 7.3 × 4.3 × 2.8 | Level 3 |

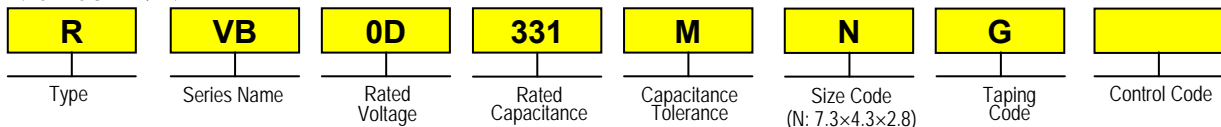
* In case of some doubt about measured values, measure after applying rated voltage for 120 minutes at 105°C.

● Frequency Characteristics

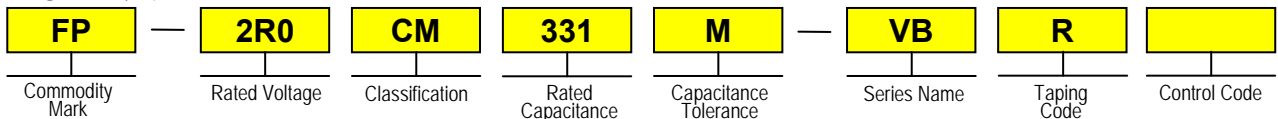


● Part Number (EX) 2.0V, 330μF, VB series

Nichicon P/N



FPCAP P/N



X-ON Electronics

Largest Supplier of Electrical and Electronic Components

Click to view similar products for [Aluminum Organic Polymer Capacitors](#) category:

Click to view products by [Nichicon](#) manufacturer:

Other Similar products are found below :

[D38999/20WJ43SN-LC](#) [750-1809](#) [176P12](#) [SEAU0A0102G](#) [BTM-16-513](#) [MS3470W8-33P L/C](#) [MAL218497801E3](#) [MAL218397005E3](#)
[MAL218297003E3](#) [MAL218397603E3](#) [MAL218497701E3](#) [MAL218697502E3](#) [MAL218397102E3](#) [MAL218497902E3](#) [MAL218497804E3](#)
[MAL218297001E3](#) [MAL218697005E3](#) [MAL218697509E3](#) [MAL218397806E3](#) [MAL218297603E3](#) [MAL218397604E3](#) [MAL218697106E3](#)
[MAL218297005E3](#) [MAL218397106E3](#) [MAL218297103E3](#) [MAL218697108E3](#) [MAL218497903E3](#) [MAL218497703E3](#) [MAL218297701E3](#)
[MAL218297101E3](#) [MAL218397104E3](#) [MAL218397801E3](#) [MAL218297604E3](#) [MAL218697601E3](#) [MAL218697554E3](#) [MAL218697607E3](#)
[MAL218397805E3](#) [MAL218297105E3](#) [MAL218397702E3](#) [MAL218697104E3](#) [MAL218297702E3](#) [MAL218497901E3](#) [MAL218497806E3](#)
[MAL218697001E3](#) [ECASD31A686M040KA0](#) [ECASD40J157M015K00](#) [ECASD41E336M040KA0](#) [ECASD60E477M006K00](#) [40HVH120M](#)
[2SEPC1000MX+S](#)