
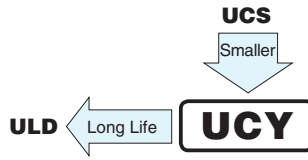


**UCY** Miniature Sized, High Ripple Current,  
High Reliability



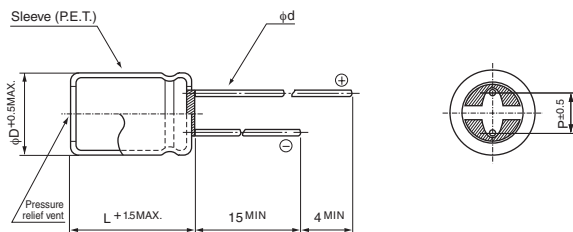
- High ripple current and Long Life product withstanding load life of 10000 to 12000 hours at +105°C.
- Suited for ballast application.
- Compliant to the RoHS directive (2011/65/EU).
- AEC-Q200 compliant. Please contact us for details.



## Specifications

Item	Performance Characteristics																										
Category Temperature Range	-40 to +105°C (160 to 400V), -25 to +105°C (420 to 500V)																										
Rated Voltage Range	160 to 500V																										
Rated Capacitance Range	6.8 to 680µF																										
Capacitance Tolerance	±20% at 120Hz, 20°C																										
Leakage Current	After 1 minute's application of rated voltage at 20°C, leakage current is not more than 0.04CV+100 (µA)																										
Tangent of loss angle (tan δ)	Measurement frequency : 120Hz at 20°C																										
	<table border="1"> <thead> <tr> <th>Rated voltage (V)</th> <th>160</th> <th>200</th> <th>250</th> <th>350</th> <th>400</th> <th>420</th> <th>450</th> <th>500</th> </tr> </thead> <tbody> <tr> <td>tan δ (MAX.)</td> <td>0.20</td> <td>0.20</td> <td>0.20</td> <td>0.24</td> <td>0.24</td> <td>0.24</td> <td>0.24</td> <td>0.24</td> </tr> </tbody> </table>	Rated voltage (V)	160	200	250	350	400	420	450	500	tan δ (MAX.)	0.20	0.20	0.20	0.24	0.24	0.24	0.24	0.24								
Rated voltage (V)	160	200	250	350	400	420	450	500																			
tan δ (MAX.)	0.20	0.20	0.20	0.24	0.24	0.24	0.24	0.24																			
Stability at Low Temperature	Measurement frequency : 120Hz																										
	<table border="1"> <thead> <tr> <th>Rated voltage (V)</th> <th>160</th> <th>200</th> <th>250</th> <th>350</th> <th>400</th> <th>420</th> <th>450</th> <th>500</th> </tr> </thead> <tbody> <tr> <td>Impedance ratio ZT / Z20 (MAX.)</td> <td>Z-25°C / Z+20°C</td> <td>3</td> <td>3</td> <td>3</td> <td>5</td> <td>5</td> <td>6</td> <td>6</td> </tr> <tr> <td></td> <td>Z-40°C / Z+20°C</td> <td>6</td> <td>6</td> <td>6</td> <td>6</td> <td>6</td> <td>-</td> <td>-</td> </tr> </tbody> </table>	Rated voltage (V)	160	200	250	350	400	420	450	500	Impedance ratio ZT / Z20 (MAX.)	Z-25°C / Z+20°C	3	3	3	5	5	6	6		Z-40°C / Z+20°C	6	6	6	6	6	-
Rated voltage (V)	160	200	250	350	400	420	450	500																			
Impedance ratio ZT / Z20 (MAX.)	Z-25°C / Z+20°C	3	3	3	5	5	6	6																			
	Z-40°C / Z+20°C	6	6	6	6	6	-	-																			
Endurance	<p>The specifications listed at right shall be met when the capacitors are restored to 20°C after D.C. bias plus rated ripple current is applied for 12000 hours (10000 hours for 20L or less, 500V) at 105°C, the peak voltage shall not exceed the rated voltage.</p> <table border="1"> <tbody> <tr> <td>Capacitance change</td> <td>Within ±20% of the initial capacitance value</td> </tr> <tr> <td>tan δ</td> <td>200% or less than the initial specified value</td> </tr> <tr> <td>Leakage current</td> <td>Less than or equal to the initial specified value</td> </tr> </tbody> </table>	Capacitance change	Within ±20% of the initial capacitance value	tan δ	200% or less than the initial specified value	Leakage current	Less than or equal to the initial specified value																				
Capacitance change	Within ±20% of the initial capacitance value																										
tan δ	200% or less than the initial specified value																										
Leakage current	Less than or equal to the initial specified value																										
Shelf Life	After storing the capacitors under no load at 105°C for 1000 hours and then performing voltage treatment based on JIS C 5101-4 clause 4.1 at 20°C, they shall meet the specified values for the endurance characteristics listed above.																										
Marking	Printed with white color letter on dark brown sleeve.																										

## Radial Lead Type

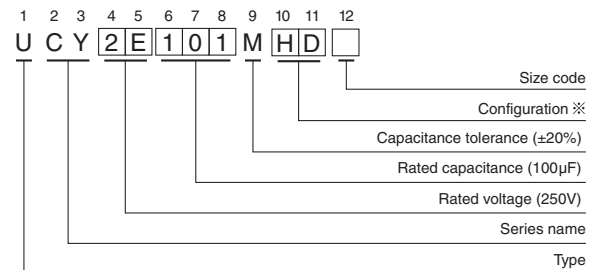


	(mm)			
φD	10	12.5	16	18
P	5.0	5.0	7.5	7.5
φd	0.6	0.6 <sup>※</sup>	0.8	0.8

※ In case L > 25 for the φ12.5 dia. unit, lead dia. φd = 0.8mm.

- Please refer to page 20 about the end seal configuration.

## Type numbering system (Example : 250V 100µF)



### ※ Configuration

φ D	Pb-free leadwire Pb-free PET sleeve
10	PD
12.5 to 18	HD

Please refer to page 20, 21, 22 about the formed or taped product spec.  
Please refer to page 4 for the minimum order quantity.

- Dimension table in next page.

## UCY

### ■ Dimensions

Cap	V	160		200		250		350		400		420		450		500	
		Code	2C	2D	2E	2V	2G	W6	2W	2H							
6.8	6R8									10 × 16	140	10 × 16	105	10 × 16	105		
10	100									10 × 16	150	10 × 20	135	10 × 20	135	12.5 × 20	160
12	120							10 × 16	160	10 × 20	175	10 × 20	150	10 × 20	150		
15	150							10 × 20	180	10 × 20	180	10 × 25	185	10 × 25	185	12.5 × 25	220
18	180							10 × 20	215	10 × 25	235	10 × 31.5	215	10 × 31.5	215	12.5 × 31.5	240
														▲ 12.5 × 20	255	● 16 × 20	240
22	220			10 × 16	225	10 × 16	225	10 × 25	255	10 × 31.5	275	12.5 × 20	285	12.5 × 25	300	12.5 × 35.5	280
						○ 10 × 20	215	▲ 16 × 25	280								
						● 12.5 × 20	325	● 18 × 20	280								
27	270			10 × 16	235	10 × 20	255	10 × 31.5	305	12.5 × 20	360	12.5 × 25	340	12.5 × 25	340	12.5 × 40	310
						○ 10 × 25	255	▲ 16 × 25	310								
33	330	10 × 16	260	10 × 20	305	10 × 20	305	12.5 × 20	380	12.5 × 25	385	12.5 × 31.5	400	12.5 × 31.5	400	16 × 31.5	350
						● 12.5 × 20	400	● 16 × 20	450	● 16 × 20	450	● 16 × 20	385	● 16 × 20	385	● 18 × 25	350
39	390	10 × 16	295	10 × 20	325	10 × 25	345	12.5 × 25	455	12.5 × 31.5	465	12.5 × 31.5	430	12.5 × 35.5	460	16 × 35.5	380
										○ 12.5 × 25	385			● 18 × 20	440		
47	470	10 × 20	375	10 × 20	360	10 × 31.5	405	12.5 × 25	510	16 × 20	520	12.5 × 35.5	505	12.5 × 40	525	16 × 40	440
				● 12.5 × 20	490	○ 10 × 25	345	● 16 × 20	540	▲ 12.5 × 31.5	510	▲ 16 × 25	500	▲ 16 × 25	500	▲ 18 × 31.5	440
						● 12.5 × 20	490			● 18 × 20	590	● 18 × 20	480				
56	560	10 × 20	380	10 × 25	415	12.5 × 20	515	12.5 × 31.5	590	12.5 × 35.5	630	12.5 × 40	570	16 × 31.5	585	18 × 35.5	480
								▲ 16 × 20	565	▲ 16 × 25	585			● 18 × 25	560		
										● 18 × 20	600						
68	680	10 × 25	455	10 × 31.5	485	12.5 × 25	615	12.5 × 35.5	695	12.5 × 40	720	16 × 31.5	645	16 × 35.5	660	18 × 40	525
		● 12.5 × 20	590	● 12.5 × 20	650	● 16 × 20	650	● 16 × 25	700	○ 16 × 25	640	● 18 × 25	615				
								▲ 18 × 20	690	● 18 × 25	735						
82	820	10 × 31.5	534	12.5 × 25	645	12.5 × 31.5	715	16 × 31.5	740	16 × 31.5	805	16 × 35.5	725	16 × 40	750		
		○ 10 × 25	455	○ 12.5 × 20	645	○ 12.5 × 25	615	▲ 12.5 × 40	785								
		● 12.5 × 20	640	● 16 × 20	690	● 16 × 20	690	○ 16 × 25	700	● 18 × 25	765	▲ 18 × 31.5	730	▲ 18 × 31.5	730		
100	101	12.5 × 20	645	12.5 × 25	695	16 × 20	715	16 × 31.5	825	16 × 35.5	850	16 × 40	825	18 × 35.5	835		
				● 16 × 20	710	▲ 12.5 × 35.5	785	● 18 × 25	790	▲ 18 × 31.5	875	▲ 18 × 35.5	835				
120	121			16 × 20	775	16 × 25	845	16 × 35.5	925	18 × 31.5	940	18 × 40	930	18 × 40	930		
		12.5 × 25	760	▲ 12.5 × 31.5	810	○ 12.5 × 35.5	785	▲ 18 × 31.5	940	▲ 16 × 40	950	▲ 18 × 46	945	▲ 18 × 46	945		
						● 12.5 × 40	890			● 18 × 35.5	960						
150	151	12.5 × 31.5	905	12.5 × 35.5	965	18 × 25	970	18 × 35.5	1080								
		○ 12.5 × 25	760	● 16 × 25	945	▲ 12.5 × 40	990	▲ 16 × 40	1000	18 × 40	1030						
		● 16 × 20	945	▲ 18 × 20	910												
180	181	16 × 20	1000	12.5 × 40	1090	16 × 31.5	1110										
		○ 12.5 × 31.5	905	▲ 16 × 25	1035	▲ 18 × 25	1050	18 × 40	1205	18 × 46	1110						
		▲ 12.5 × 35.5	1050	● 18 × 20	910												
220	221	12.5 × 40	1200	16 × 31.5	1230	16 × 40	1295										
		○ 12.5 × 35.5	1050	▲ 12.5 × 40	1090	○ 16 × 35.5	1220	18 × 46	1300								
		● 16 × 25	1185	● 18 × 25	1185	● 18 × 31.5	1160										
		▲ 18 × 20	1105														
270	271	18 × 25	1235	16 × 35.5	1400	18 × 35.5	1450										
		▲ 12.5 × 40	1300	▲ 18 × 31.5	1410	▲ 16 × 40	1350										
330	331	16 × 31.5	1510	16 × 40	1595	18 × 46	1600										
		▲ 18 × 25	1445	▲ 18 × 31.5	1560	○ 18 × 40	1530										
390	391	16 × 40	1730	18 × 40	1780												
		○ 16 × 35.5	1510	○ 18 × 35.5	1690												
		▲ 18 × 31.5	1695														
470	471	18 × 35.5	1920	18 × 40	1850												
		▲ 16 × 40	1730	▲ 18 × 46	1900												
560	561	18 × 40	2130														Case size
680	681	18 × 46	2300														φD × L (mm) ※

### ● Frequency coefficient of rated ripple current

Frequency	50Hz	120Hz	1kHz	10kHz	100kHz or more
Coefficient	0.80	1.00	1.60	1.80	2.00

※ : Rated ripple current (mA rms) at 105°C 120Hz

▲ : In this case, 6 will be put at 12th digit of type numbering system.

● : In this case, 3 will be put at 12th digit of type numbering system.

○ : In this case, 9 will be put at 12th digit of type numbering system.

## X-ON Electronics

Largest Supplier of Electrical and Electronic Components

*Click to view similar products for [Aluminium Electrolytic Capacitors - Radial Leaded](#) category:*

*Click to view products by [Nichicon](#) manufacturer:*

Other Similar products are found below :

[NRELS102M35V16X16C.140LLF](#) [ESRG160ETC100MD07D](#) [227RZS050M](#) [335CKR250M](#) [476CKH100MSA](#) [477CKR100M](#)  
[107CKR010M](#) [107CKH063MSA](#) [RJH-25V222MI9#](#) [RJH-35V221MG5#](#) [B43827A1106M8](#) [RJH-50V221MH6#](#) [EKYA500ELL470MF11D](#)  
[B41022A5686M6](#) [ESRG250ELL101MH09D](#) [EKMA160EC3101MF07D](#) [RJB-10V471MG3#](#) [ESMG160ETD221MF11D](#)  
[EKZH160ETD152MJ20S](#) [RJH-35V122MJ6#](#) [EGXF630ELL621ML20S](#) [RBD-25V100KE3#N](#) [EKMA350ELL100ME07D](#)  
[ESMG160ETD101ME11D](#) [ELXY100ETD102MJ20S](#) [EGXF500ELL561ML15S](#) [EKMG350ETD471MJ16S](#) [35YXA330MEFC10X12.5](#)  
[RXW471M1ESA-0815](#) [ELXZ630ELL221MJ25S](#) [ERR1HM1R0D11OT](#) [LPE681M30060FVA](#) [LPL471M22030FVA](#) [HFE221M25030FVA](#)  
[LKMD1401H221MF](#) [B41888G6108M000](#) [EKMA160ETD470MF07D](#) [UHW1J102MHD6](#) [EKMG500ETD221MJC5S](#) [LKMK2502W101MF](#)  
[LKMD1401H181MF](#) [LKMI2502G820MF](#) [LKMJ2001J122MF](#) [LKML2501C472MF](#) [LKMJ4002C681MF](#) [450MXH330MEFCSN25X45](#)  
[450MXK330MA2RFC22X50](#) [63ZLH560MEFCG412.5X30](#) [ELH2DM331O25KT](#) [ELH2DM471P30KT](#)