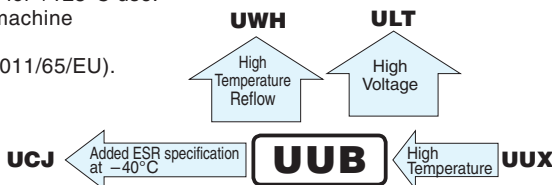


UUB

Chip Type, High Reliability



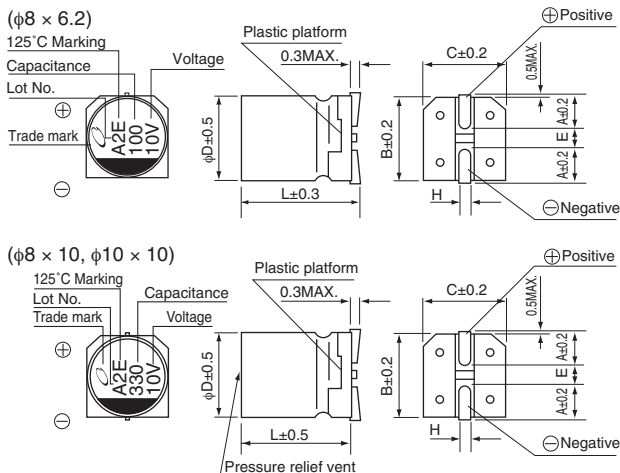
- Chip type, high temperature range, for +125°C use.
- Applicable to automatic mounting machine fed with carrier tape.
- Compliant to the RoHS directive (2011/65/EU).



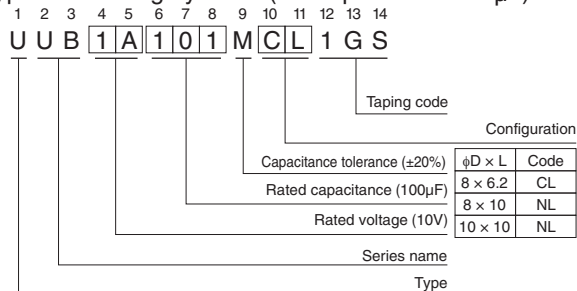
Specifications

Item	Performance Characteristics										
Category Temperature Range	-40 to +125°C										
Rated Voltage Range	10 to 400V										
Rated Capacitance Range	1 to 330μF										
Capacitance Tolerance	±20% at 120Hz, 20°C										
Leakage Current	Rated voltage (V)	10 to 50									
	Leakage Current	After 1 minute's application of rated voltage, leakage current is not more than 0.03CV (μA). I = 0.04CV+100 (μA) max.(1 minute's)									
Tangent of loss angle (tan δ)	Measurement frequency : 120Hz at 20°C										
	Rated voltage (V)	10	16	25	35	50	160	200	250	400	
Stability at Low Temperature	Measurement frequency : 120Hz										
	Rated voltage (V)	10	16	25	35	50	160	200	250	400	
Endurance	Impedance ratio ZT / Z20 (MAX.)	Z-40°C / Z+20°C	12	8	6	4	4	8	8	8	12
	The specifications listed at right shall be met when the capacitors are restored to 20°C after the rated voltage is applied for 2000 hours (1000 hours for φ8 × 6.2) at 125°C.		Capacitance change	Within ±30% of the initial capacitance value							
Shelf Life	After storing the capacitors under no load at 125°C for 1000 hours and then performing voltage treatment based on JIS C 5101-4 clause 4.1 at 20°C, they shall meet the specified values for the endurance characteristics listed above.		tan δ	300% or less than the initial specified value							
	The capacitors are kept on a hot plate for 30 seconds, which is maintained at 250°C. The capacitors shall meet the characteristic requirements listed at right when they are removed from the plate and restored to 20°C.		Leakage current	Less than or equal to the initial specified value							
Resistance to soldering heat	The capacitors are kept on a hot plate for 30 seconds, which is maintained at 250°C. The capacitors shall meet the characteristic requirements listed at right when they are removed from the plate and restored to 20°C.		Capacitance change	Within ±10% of the initial capacitance value							
	Black print on the case top.		tan δ	Less than or equal to the initial specified value							
Marking	Black print on the case top.		Leakage current	Less than or equal to the initial specified value							

Chip Type



Type numbering system (Example : 10V 100μF)



φD × L (mm)	8 × 6.2	8 × 10	10 × 10
A	3.3	2.9	3.2
B	8.3	8.3	10.3
C	8.3	8.3	10.3
E	2.3	3.1	4.5
L	6.2	10	10
H	0.5 to 0.8	0.8 to 1.1	0.8 to 1.1

Dimensions

Cap.(μF)	Code	10		16		25		35		50		
		V	1A	V	1C	V	1E	V	1V	V	1H	
10	100									8 × 6.2	24	
22	220									8 × 6.2	38	
33	330							8 × 6.2	44	8 × 10	46	
47	470						8 × 6.2	48	8 × 10	52	10 × 10	58
100	101	8 × 6.2	58	8 × 10	66	8 × 10	74	10 × 10	80			
220	221	8 × 10	90	10 × 10	102	10 × 10	116			Case size	Rated ripple	
330	331	10 × 10	112							φD × L (mm)		

Cap.(μF)	Code	160		200		250		400	
		V	2C	V	2D	V	2E	V	2G
1	010							8 × 10	26
1.8	1R8							8 × 10	27
2.2	2R2							10 × 10	36
3.3	3R3					8 × 10	28	10 × 10	38
4.7	4R7			8 × 10	36	10 × 10	59		
6.8	6R8	8 × 10	42	10 × 10	59			Case size	Rated ripple
10	100	10 × 10	59	10 × 10	59			φD × L (mm)	

Rated ripple current (mA rms) at 125°C 120Hz

Frequency coefficient of rated ripple current

Frequency	50 Hz	120 Hz	300 Hz	1 kHz	10 kHz or more
Coefficient	0.70	1.00	1.17	1.36	1.50

- Taping specifications are given in page 23.
- Recommended land size, soldering by reflow are given in page 18, 19.
- Please refer to page 3 for the minimum order quantity.

X-ON Electronics

Largest Supplier of Electrical and Electronic Components

Click to view similar products for [Aluminium Electrolytic Capacitors - SMD category](#):

Click to view products by [Nichicon manufacturer](#):

Other Similar products are found below :

[EEV-FK1E332W](#) [CA016M0100RED-0605](#) [22927](#) [MAL214099813E3](#) [HUB1800-S](#) [34610](#) [RYK-50V101MG5TT-FL](#) [107AXZ016MQ5](#)
[UCX1E102MNQ1MS](#) [EMF1EM101E83D00R](#) [EMK1AM221E83D00R](#) [EMK1EM471GB0D00R](#) [EMK1VM101E83D00R](#)
[EMVY350ARA221MHA0G](#) [UV2G3R3M0810VG](#) [EMK1VM101FB0D00R](#) [RVT2A4R7M0605](#) [MAL214097402E3](#) [MAL215375471E3](#)
[MAL224699909E3](#) [MAL224699813E3](#) [MAL215099017E3](#) [MAL215099117E3](#) [MAL215099818E3](#) [HV100M100E077ETR](#)
[RC0J226M04005VR](#) [RC0J476M05005VR](#) [RC1A227M08010VR](#) [RC1V476M6L006VR](#) [MAL214099111E3](#) [EXV107M025A9HAA](#)
[50SEV1M4X5.5](#) [50SKV1M4X5.5](#) [TYEH1A336E55MTR](#) [UCD1V100MCQ1GS](#) [UCX1H471MNQ1MS](#) [35SEV47M6.3X8](#)
[35SGV220M10X10.5](#) [35SLV10M5X6.1](#) [VEJ220M1VTR-0606](#) [VES2R2M1HTR-0405](#) [VZH102M1ATR-1010](#) [50SEV10M6.3X5.5](#)
[50SGV1M4X6.1](#) [107SML016M](#) [EDK226M035A9DAA](#) [EEV-HA1A471UP](#) [SC1C476M05005VR](#) [UCX1H471MNS1MS](#) [VZH331M1ETR-](#)
[0810](#)