

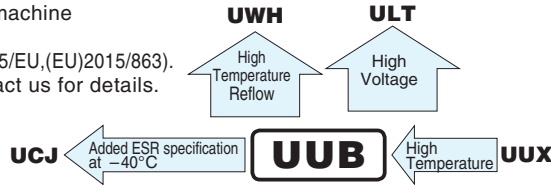
# ALUMINUM ELECTROLYTIC CAPACITORS

# UUB

Chip Type, High Reliability



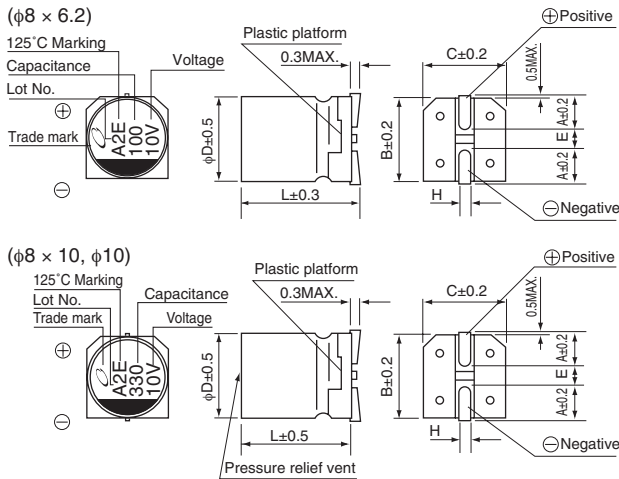
- Chip type, high temperature range, for +125°C use.
- Applicable to automatic mounting machine fed with carrier tape.
- Compliant to the RoHS directive (2011/65/EU,(EU)2015/863).
- AEC-Q200 compliant. Please contact us for details.



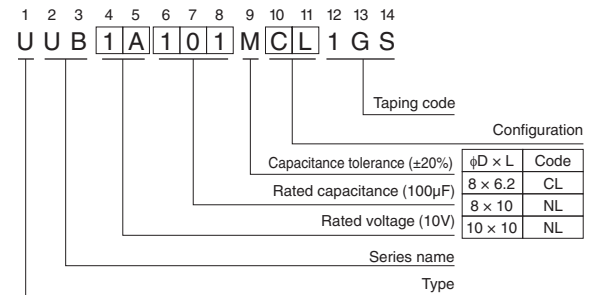
## Specifications

Item	Performance Characteristics										
Category Temperature Range	-40 to +125°C										
Rated Voltage Range	10 to 400V										
Rated Capacitance Range	1 to 330μF										
Capacitance Tolerance	±20% at 120Hz, 20°C										
Leakage Current	Rated voltage (V)	10 to 50									
	Leakage Current	After 1 minute's application of rated voltage at 20°C, leakage current is not more than 0.03CV (μA). I = 0.04CV+100 (μA) max.(1 minute's at 20°C)									
Tangent of loss angle (tan δ)	Measurement frequency : 120Hz at 20°C										
	Rated voltage (V)	10	16	25	35	50	160	200	250	400	
Stability at Low Temperature	Measurement frequency : 120Hz										
	Rated voltage (V)	10	16	25	35	50	160	200	250	400	
Endurance	Impedance ratio ZT / Z20 (MAX.)	Z-40°C / Z+20°C	12	8	6	4	4	8	8	8	12
	The specifications listed at right shall be met when the capacitors are restored to 20°C after the rated voltage is applied for 2000 hours (1000 hours for φ8 × 6.2) at 125°C.		Capacitance change	Within ±30% of the initial capacitance value							
Shelf Life	After storing the capacitors under no load at 125°C for 1000 hours and then performing voltage treatment based on JIS C 5101-4 clause 4.1 at 20°C, they shall meet the specified values for the endurance characteristics listed above.		tan δ	300% or less than the initial specified value							
	The capacitors are kept on a hot plate for 30 seconds, which is maintained at 250°C. The capacitors shall meet the characteristic requirements listed at right when they are removed from the plate and restored to 20°C.		Leakage current	Less than or equal to the initial specified value							
Resistance to soldering heat	The capacitors are kept on a hot plate for 30 seconds, which is maintained at 250°C. The capacitors shall meet the characteristic requirements listed at right when they are removed from the plate and restored to 20°C.		Capacitance change	Within ±10% of the initial capacitance value							
			tan δ	Less than or equal to the initial specified value							
Marking	Black print on the case top.		Leakage current	Less than or equal to the initial specified value							

## Chip Type



## Type numbering system (Example : 10V 100μF)



φD × L	(mm)		
	8 × 6.2	8 × 10	10 × 10
A	3.3	2.9	3.2
B	8.3	8.3	10.3
C	8.3	8.3	10.3
E	2.3	3.1	4.5
L	6.2	10	10
H	0.5 to 0.8	0.8 to 1.1	0.8 to 1.1

## Frequency coefficient of rated ripple current

Frequency	50 Hz	120 Hz	300 Hz	1 kHz	10 kHz or more
Coefficient	0.70	1.00	1.17	1.36	1.50

● Dimension table in next page.

UUB

## ■ Dimensions

Rated Voltage (V) (code)	Rated Capacitance ( $\mu$ F)	Case Size $\phi$ D $\times$ L (mm)	$\tan \delta$	Leakage Current ( $\mu$ A) (at 20°C after 1 minute)	Rated Ripple (mArms) (125°C/120Hz)	Part Number
10 (1A)	100	8 $\times$ 6.2	0.32	30	58	UUB1A101MCL1GS
	220	8 $\times$ 10	0.32	66	90	UUB1A221MNL1GS
	330	10 $\times$ 10	0.32	99	112	UUB1A331MNL1GS
16 (1C)	100	8 $\times$ 10	0.24	48	66	UUB1C101MNL1GS
	220	10 $\times$ 10	0.24	105.6	102	UUB1C221MNL1GS
25 (1E)	47	8 $\times$ 6.2	0.21	35.25	48	UUB1E470MCL1GS
	100	8 $\times$ 10	0.21	75	74	UUB1E101MNL1GS
	220	10 $\times$ 10	0.21	165	116	UUB1E221MNL1GS
35 (1V)	33	8 $\times$ 6.2	0.18	34.65	44	UUB1V330MCL1GS
	47	8 $\times$ 10	0.18	49.35	52	UUB1V470MNL1GS
	100	10 $\times$ 10	0.18	105	80	UUB1V101MNL1GS
50 (1H)	10	8 $\times$ 6.2	0.18	15	24	UUB1H100MCL1GS
	22	8 $\times$ 6.2	0.18	33	38	UUB1H220MCL1GS
	33	8 $\times$ 10	0.18	49.5	46	UUB1H330MNL1GS
	47	10 $\times$ 10	0.18	70.5	58	UUB1H470MNL1GS
160 (2C)	6.8	8 $\times$ 10	0.30	143.52	42	UUB2C6R8MNL1GS
	10	10 $\times$ 10	0.30	164	59	UUB2C100MNL1GS
200 (2D)	4.7	8 $\times$ 10	0.30	137.6	36	UUB2D4R7MNL1GS
	6.8	10 $\times$ 10	0.30	154.4	59	UUB2D6R8MNL1GS
	10	10 $\times$ 10	0.30	180	59	UUB2D100MNL1GS
250 (2E)	3.3	8 $\times$ 10	0.30	133	28	UUB2E3R3MNL1GS
	4.7	10 $\times$ 10	0.30	147	59	UUB2E4R7MNL1GS
400 (2G)	1	8 $\times$ 10	0.30	116	26	UUB2G010MNL1GS
	1.8	8 $\times$ 10	0.30	128.8	27	UUB2G1R8MNL1GS
	2.2	10 $\times$ 10	0.30	135.2	36	UUB2G2R2MNL1GS
	3.3	10 $\times$ 10	0.30	152.8	38	UUB2G3R3MNL1GS

- Taping specifications are given in page 20.
- Recommended land size, soldering by reflow are given in page 16, 17.
- Please refer to page 3 for the minimum order quantity.

## X-ON Electronics

Largest Supplier of Electrical and Electronic Components

*Click to view similar products for [Aluminium Electrolytic Capacitors - SMD category](#):*

*Click to view products by [Nichicon manufacturer](#):*

Other Similar products are found below :

[EEV-FK1E332W](#) [22927](#) [MAL214099813E3](#) [HUB1800-S](#) [34610](#) [RYK-50V101MG5TT-FL](#) [107AXZ016MQ5](#) [UCX1E102MNQ1MS](#)  
[EMF1EM101E83D00R](#) [EMK1AM221E83D00R](#) [EMK1EM471GB0D00R](#) [EMK1VM101E83D00R](#) [EMVY350ARA221MHA0G](#)  
[UV2G3R3M0810VG](#) [EMK1VM101FB0D00R](#) [RVT2A4R7M0605](#) [MAL214097402E3](#) [MAL215375471E3](#) [MAL224699909E3](#)  
[MAL224699813E3](#) [MAL215099014E3](#) [MAL215099017E3](#) [MAL215099117E3](#) [MAL215099818E3](#) [HV100M100E077ETR](#)  
[RC0J226M04005VR](#) [RC0J476M05005VR](#) [RC1A227M08010VR](#) [RC1V476M6L006VR](#) [MAL214099111E3](#) [EXV107M025A9HAA](#)  
[50SEV1M4X5.5](#) [50SKV1M4X5.5](#) [TYEH1A336E55MTR](#) [UCD1V100MCQ1GS](#) [UCX1H471MNQ1MS](#) [35SEV47M6.3X8](#)  
[35SGV220M10X10.5](#) [35SLV10M5X6.1](#) [VEJ220M1VTR-0606](#) [VES2R2M1HTR-0405](#) [50SEV10M6.3X5.5](#) [50SGV1M4X6.1](#) [107SML016M](#)  
[EDK226M035A9DAA](#) [EEV-HA1A471UP](#) [SC1C476M05005VR](#) [UCX1H471MNS1MS](#) [VZH331M1ETR-0810](#) [VES101M1CTR-0605](#)