
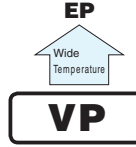




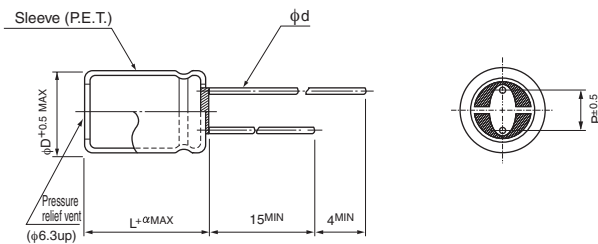
- Standard bi-polarized series for entertainment electronics.
- Compliant to the RoHS directive (2011/65/EU).



## Specifications

Item	Performance Characteristics																											
Category Temperature Range	-40 to +85°C																											
Rated Voltage Range	6.3 to 100V																											
Rated Capacitance Range	0.47 to 6800µF																											
Capacitance Tolerance	±20% at 120Hz, 20°C																											
Leakage Current	After 5 minutes' application of rated voltage at 20°C, leakage current is not more than 0.03CV or 3 (µA), whichever is greater.																											
Tangent of loss angle (tan δ)	For capacitance of more than 1000µF, add 0.02 for every increase of 1000µF. Measurement frequency : 120Hz at 20°C <table border="1"> <tr> <td>Rated voltage (V)</td> <td>6.3</td> <td>10</td> <td>16</td> <td>25</td> <td>35</td> <td>50</td> <td>63</td> <td>100</td> </tr> <tr> <td>tan δ (MAX.)</td> <td>0.26</td> <td>0.24</td> <td>0.22</td> <td>0.20</td> <td>0.16</td> <td>0.14</td> <td>0.12</td> <td>0.10</td> </tr> </table>	Rated voltage (V)	6.3	10	16	25	35	50	63	100	tan δ (MAX.)	0.26	0.24	0.22	0.20	0.16	0.14	0.12	0.10									
Rated voltage (V)	6.3	10	16	25	35	50	63	100																				
tan δ (MAX.)	0.26	0.24	0.22	0.20	0.16	0.14	0.12	0.10																				
Stability at Low Temperature	Measurement frequency : 120Hz <table border="1"> <tr> <td>Rated voltage (V)</td> <td>6.3</td> <td>10</td> <td>16</td> <td>25</td> <td>35</td> <td>50</td> <td>63</td> <td>100</td> </tr> <tr> <td>Impedance ratio Z-25°C / Z+20°C</td> <td>4</td> <td>3</td> <td>2</td> <td>2</td> <td>2</td> <td>2</td> <td>2</td> <td>2</td> </tr> <tr> <td>ZT / Z20 (MAX.)</td> <td>10</td> <td>8</td> <td>6</td> <td>5</td> <td>4</td> <td>4</td> <td>3</td> <td>3</td> </tr> </table>	Rated voltage (V)	6.3	10	16	25	35	50	63	100	Impedance ratio Z-25°C / Z+20°C	4	3	2	2	2	2	2	2	ZT / Z20 (MAX.)	10	8	6	5	4	4	3	3
Rated voltage (V)	6.3	10	16	25	35	50	63	100																				
Impedance ratio Z-25°C / Z+20°C	4	3	2	2	2	2	2	2																				
ZT / Z20 (MAX.)	10	8	6	5	4	4	3	3																				
Endurance	The specifications listed at right shall be met when the capacitors are restored to 20°C after the rated voltage is applied for 2000 hours at 85°C with the polarity inverted every 250 hours. <table border="1"> <tr> <td>Capacitance change</td> <td>Within ±20% of the initial capacitance value</td> </tr> <tr> <td>tan δ</td> <td>200% or less than the initial specified value</td> </tr> <tr> <td>Leakage current</td> <td>Less than or equal to the initial specified value</td> </tr> </table>	Capacitance change	Within ±20% of the initial capacitance value	tan δ	200% or less than the initial specified value	Leakage current	Less than or equal to the initial specified value																					
Capacitance change	Within ±20% of the initial capacitance value																											
tan δ	200% or less than the initial specified value																											
Leakage current	Less than or equal to the initial specified value																											
Shelf Life	After storing the capacitors under no load at 85°C for 1000 hours and then performing voltage treatment based on JIS C 5101-4 clause 4.1 at 20°C, they shall meet the specified values for the endurance characteristics listed above.																											
Marking	Printed with white color letter on black sleeve.																											

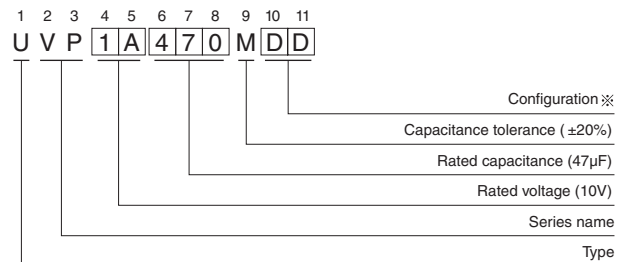
## Radial Lead Type



α	(L < 20)		(L ≥ 20)				
	1.5	2.0	2.0	2.0			
φD	5	6.3	8	10	12.5	16	18
P	2.0	2.5	3.5	5.0	5.0	7.5	7.5
φd	0.5	0.5	0.6	0.6	0.6	0.8	0.8

• Please refer to page 20 about the end seal configuration.

## Type numbering system (Example : 10V 47µF)



※ Configuration

φ D	Pb-free leadwire Pb-free PET sleeve
5	DD
6.3	ED
8 · 10	PD
12.5 to 18	HD

Please refer to page 20, 21, 22 about the formed or taped product spec.  
Please refer to page 4 for the minimum order quantity.

● Dimension table in next page.

## ■ Dimensions

Cap. (μF)	V Code	6.3		10		16		25		35		50		63		100		
		0J		1A		1C		1E		1V		1H		1J		2A		
0.47	R47											5 × 11	11			5 × 11	14	
1	010											5 × 11	17			5 × 11	21	
2.2	2R2											5 × 11	25			6.3 × 11	34	
3.3	3R3											5 × 11	27	5 × 11	28	6.3 × 11	39	
4.7	4R7										5 × 11	34	5 × 11	34	6.3 × 11	34	6.3 × 11	47
10	100					5 × 11	42	5 × 11	42	5 × 11	43	6.3 × 11	52	6.3 × 11	57	8 × 11.5	71	
22	220			5 × 11	57	5 × 11	57	6.3 × 11	65	6.3 × 11	73	8 × 11.5	89	8 × 11.5	95	10 × 16	135	
33	330	5 × 11	64	5 × 11	64	5 × 11	70	6.3 × 11	80	8 × 11.5	100	8 × 11.5	105	10 × 12.5	135	12.5 × 20	220	
47	470	5 × 11	76	5 × 11	76	6.3 × 11	95	6.3 × 11	95	8 × 11.5	120	10 × 12.5	150	10 × 16	180	12.5 × 20	240	
100	101	6.3 × 11	125	6.3 × 11	125	8 × 11.5	160	8 × 11.5	160	10 × 16	230	10 × 20	265	12.5 × 20	320	16 × 25	425	
220	221	8 × 11.5	215	8 × 11.5	215	10 × 12.5	275	10 × 16	305	12.5 × 20	410	12.5 × 25	480	16 × 25	575	18 × 35.5	720	
330	331	8 × 11.5	265	10 × 16	345	10 × 16	375	12.5 × 20	450	12.5 × 20	505	16 × 25	650	16 × 31.5	655			
470	471	10 × 12.5	370	10 × 16	410	10 × 20	485	12.5 × 20	540	12.5 × 25	655	16 × 31.5	835	18 × 35.5	965			
1000	102	10 × 20	650	12.5 × 20	720	12.5 × 25	855	16 × 25	950	16 × 31.5	1140							
2200	222	12.5 × 25	1160	16 × 25	1280	16 × 31.5	1510	18 × 35.5	1620									
3300	332	16 × 25	1570	16 × 31.5	1690	18 × 35.5	1980											
4700	472	16 × 31.5	2020	18 × 35.5	2160													
6800	682	18 × 35.5	2600														Case size φD × L (mm)	Rated ripple

Rated ripple current (mA<sub>rms</sub>) at 85°C 120Hz

## ● Frequency coefficient of rated ripple current

Cap. (μF)	Frequency	50 Hz	120 Hz	300 Hz	1 kHz	10 kHz or more
0.47 to 47		0.75	1.00	1.35	1.57	2.00
100 to 470		0.80	1.00	1.23	1.34	1.50
1000 to 6800		0.85	1.00	1.10	1.13	1.15

## X-ON Electronics

Largest Supplier of Electrical and Electronic Components

*Click to view similar products for [Aluminum Electrolytic Capacitors - Leaded](#) category:*

*Click to view products by [Nichicon](#) manufacturer:*

Other Similar products are found below :

[LXY50VB4.7M-5X11](#) [MAL203125221E3](#) [MAL204216159E3](#) [ESMG101ETD100MF11S](#) [RBC-25V-10UF-4X7](#) [RE3-35V222MJ6#](#) [RFO-100V471MJ7P#](#) [B41041A2687M8](#) [B41041A7226M8](#) [B41044A7157M6](#) [EKRG250ELL100MD07D](#) [EKXG201EC3101ML20S](#)  
[EKXG351ETD6R8MJ16S](#) [EKZM160ETD471MHB5D](#) [EPA-201ELL151MM25S](#) [NCD681K10KVY5PF](#) [NRLF103M25V35X20F](#)  
[KM4700/16](#) [KME50VB100M-8X11.5](#) [RXJ222M1EBK-1625](#) [SG220M1CSA-0407](#) [ES5107M016AE1DA](#) [ESX472M16B](#) [MAL211929479E3](#)  
[40D506F050DF5A](#) [TE1202E](#) [36DA273F050BB2A](#) [KME25VB100M-6.3X11](#) [511D336M250EK5D](#) [511D337M035CG4D](#)  
[515D477M035CG8PE3](#) [052687X](#) [EKMA500ELL4R7ME07D](#) [EKRG100ETC221MF09D](#) [NRE-S560M16V6.3X7TBSTF](#)  
[ERZA630VHN182UP54N](#) [MAL214099813E3](#) [MAL211990518E3](#) [MAL204281229E3](#) [NEV680M35EF](#) [686KXM050M](#) [ERS1VM222L30OT](#)  
[EGW2GM150W16OT](#) [EGS2GM6R8G12OC](#) [EHS2GM220W20OT](#) [ERF1VM222L30OT](#) [ERF1KM151G20OT](#) [EKZE500ELL101MHB5D](#)  
[EKMM251VSN221MP25S](#) [RGA221M1HBK-1016G](#)