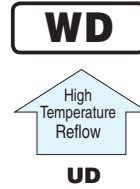


# ALUMINUM ELECTROLYTIC CAPACITORS

**WD** Chip Type, Low Impedance  
High Temperature (260°C) Reflow  
series



- Corresponding with 260°C peak reflow soldering  
Recommended reflow condition : 260°C peak 5 sec. 230°C over 60 sec.  
2 times ( $\phi 10 \times 10 : 1$  time)
- Chip type, low impedance temperature range up to +105°C.
- Designed for surface mounting on high density PC board.
- Applicable to automatic mounting machine fed with carrier tape.
- Compliant to the RoHS directive (2011/65/EU).

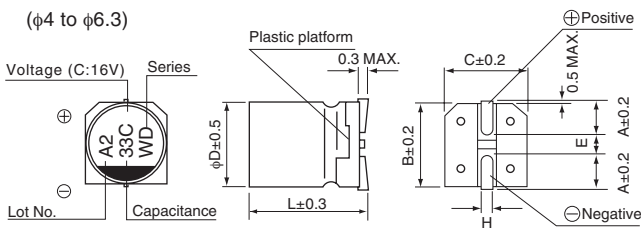


## Specifications

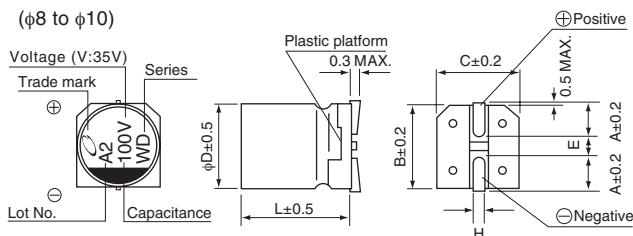
Item	Performance Characteristics							
Category Temperature Range	-55 to +105°C							
Rated Voltage Range	6.3 to 50V							
Rated Capacitance Range	1 to 1500 $\mu$ F							
Capacitance Tolerance	$\pm 20\%$ at 120Hz, 20°C							
Leakage Current	After 2 minutes' application of rated voltage, leakage current is not more than 0.01 CV or 3 ( $\mu$ A), whichever is greater.							
Tangent of loss angle (tan $\delta$ )	Measurement frequency : 120Hz at 20°C							( ) is $\phi 8$ over
	Rated voltage (V)	6.3	10	16	25	35	50	
Stability at Low Temperature	Measurement frequency : 120Hz							
	Rated voltage (V)	6.3	10	16	25	35	50	
Endurance	The specifications listed at right shall be met when the capacitors are restored to 20°C after the rated voltage is applied for 5000 hours (2000 hours for $\phi D = 4, 5$ and 6.3) at 105°C.							
	Capacitance change	Within $\pm 30\%$ of the initial capacitance value						
Shelf Life	After storing the capacitors under no load at 105°C for 1000 hours and then performing voltage treatment based on JIS C 5101-4 clause 4.1 at 20°C, they shall meet the specified values for the endurance characteristics listed above.							
	tan $\delta$	200% or less than the initial specified value						
Resistance to soldering heat	The capacitors are kept on a hot plate for 30 seconds, which is maintained at 250°C. The capacitors shall meet the characteristic requirements listed at right when they are removed from the plate and restored to 20°C.							
	Leakage current	Less than or equal to the initial specified value						
Marking	Black print on the case top.							

## Chip Type

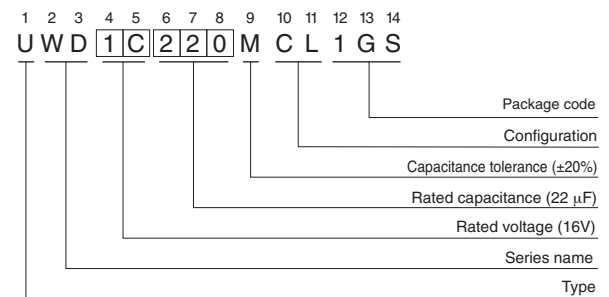
( $\phi 4$  to  $\phi 6.3$ )



( $\phi 8$  to  $\phi 10$ )



## Type numbering system (Example : 16V 22 $\mu$ F)



$\phi D \times L$	4 x 5.8	5 x 5.8	6.3 x 5.8	6.3 x 7.7	8 x 10	10 x 10
A	1.8	2.1	2.4	2.4	2.9	3.2
B	4.3	5.3	6.6	6.6	8.3	10.3
C	4.3	5.3	6.6	6.6	8.3	10.3
E	1.0	1.3	2.2	2.2	3.1	4.5
L	5.8	5.8	5.8	7.7	10	10
H	0.5 to 0.8	0.5 to 0.8	0.5 to 0.8	0.5 to 0.8	0.8 to 1.1	0.8 to 1.1

## Voltage

V	6.3	10	16	25	35	50
Code	j	A	C	E	V	H

● Dimension table in next page.



## ■ Dimensions

Cap. ( $\mu$ F)	V Code	6.3			10			16			25			35			50		
		0J			1A			1C			1E			1V			1H		
1	010																4 × 5.8	5.00	30
2.2	2R2																4 × 5.8	5.00	30
3.3	3R3																4 × 5.8	5.00	30
4.7	4R7													4 × 5.8	1.80	80	5 × 5.8	1.52	85
10	100										4 × 5.8	1.80	80	5 × 5.8	0.76	150	6.3 × 5.8	0.88	165
15	150							4 × 5.8	1.80	80	5 × 5.8	0.76	150	5 × 5.8	0.76	150	6.3 × 5.8	0.88	165
22	220				4 × 5.8	1.80	80	5 × 5.8	0.76	150	5 × 5.8	0.76	150	5 × 5.8	0.76	150	6.3 × 5.8	0.88	165
27	270	4 × 5.8	1.80	80	5 × 5.8	0.76	150	5 × 5.8	0.76	150	6.3 × 5.8	0.44	230	6.3 × 5.8	0.44	230	6.3 × 7.7	0.68	185
33	330	5 × 5.8	0.76	150	5 × 5.8	0.76	150	6.3 × 5.8	0.44	230	6.3 × 5.8	0.44	230	6.3 × 5.8	0.44	230	6.3 × 7.7	0.68	185
47	470	5 × 5.8	0.76	150	6.3 × 5.8	0.44	230	6.3 × 5.8	0.44	230	6.3 × 5.8	0.44	230	6.3 × 5.8	0.44	230	6.3 × 7.7	0.68	185
56	560	5 × 5.8	0.76	150	6.3 × 5.8	0.44	230	6.3 × 5.8	0.44	230	6.3 × 5.8	0.44	230	6.3 × 7.7	0.34	280	8 × 10	0.34	300
68	680	6.3 × 5.8	0.44	230	6.3 × 5.8	0.44	230	6.3 × 5.8	0.44	230	6.3 × 5.8	0.44	230	6.3 × 7.7	0.34	280	8 × 10	0.34	300
100	101	6.3 × 5.8	0.44	230	6.3 × 5.8	0.44	230	6.3 × 5.8	0.44	230	6.3 × 7.7	0.34	280	8 × 10	0.17	450	8 × 10	0.34	300
150	151	6.3 × 5.8	0.44	230	6.3 × 5.8	0.44	230	6.3 × 7.7	0.34	280	8 × 10	0.17	450	8 × 10	0.17	450	10 × 10	0.18	670
220	221	6.3 × 5.8	0.44	230	6.3 × 7.7	0.34	280	6.3 × 7.7	0.34	280	8 × 10	0.17	450	10 × 10	0.09	670	10 × 10	0.18	670
330	331	6.3 × 7.7	0.34	280	8 × 10	0.17	450	8 × 10	0.17	450	10 × 10	0.09	670	10 × 10	0.09	670			
470	471	8 × 10	0.17	450	8 × 10	0.17	450	8 × 10	0.17	450	10 × 10	0.09	670						
680	681	8 × 10	0.17	450	10 × 10	0.09	670	10 × 10	0.09	670									
1000	102	10 × 10	0.09	670	10 × 10	0.09	670												
1500	152	10 × 10	0.09	670															

Max. Impedance ( $\Omega$ ) at 20°C 100kHz,  
Rated ripple current (mA<sub>rms</sub>) at 105°C 100kHz

## ● Frequency coefficient of rated ripple current

Frequency	50 Hz	120 Hz	300 Hz	1 kHz	10 kHz or more
Coefficient	0.35	0.50	0.64	0.83	1.00

- Taping specifications are given in page 23.
- Recommended land size, soldering by reflow are given in page 18, 19.
- Please refer to page 3 for the minimum order quantity.

## X-ON Electronics

Largest Supplier of Electrical and Electronic Components

*Click to view similar products for [Aluminium Electrolytic Capacitors - SMD category](#):*

*Click to view products by [Nichicon manufacturer](#):*

Other Similar products are found below :

[EEV-FK1E332W](#) [22927](#) [MAL214099813E3](#) [HUB1800-S](#) [34610](#) [RYK-50V101MG5TT-FL](#) [107AXZ016MQ5](#) [UCX1E102MNQ1MS](#)  
[EMF1EM101E83D00R](#) [EMK1AM221E83D00R](#) [EMK1EM471GB0D00R](#) [EMK1VM101E83D00R](#) [EMVY350ARA221MHA0G](#)  
[UV2G3R3M0810VG](#) [EMK1VM101FB0D00R](#) [RVT2A4R7M0605](#) [MAL214097402E3](#) [MAL215375471E3](#) [MAL224699909E3](#)  
[MAL224699813E3](#) [MAL215099014E3](#) [MAL215099017E3](#) [MAL215099117E3](#) [MAL215099818E3](#) [HV100M100E077ETR](#)  
[RC0J226M04005VR](#) [RC0J476M05005VR](#) [RC1A227M08010VR](#) [RC1V476M6L006VR](#) [MAL214099111E3](#) [EXV107M025A9HAA](#)  
[50SEV1M4X5.5](#) [50SKV1M4X5.5](#) [TYEH1A336E55MTR](#) [UCD1V100MCQ1GS](#) [UCX1H471MNQ1MS](#) [35SEV47M6.3X8](#)  
[35SGV220M10X10.5](#) [35SLV10M5X6.1](#) [VEJ220M1VTR-0606](#) [VES2R2M1HTR-0405](#) [50SEV10M6.3X5.5](#) [50SGV1M4X6.1](#) [107SML016M](#)  
[EDK226M035A9DAA](#) [EEV-HA1A471UP](#) [SC1C476M05005VR](#) [UCX1H471MNS1MS](#) [VZH331M1ETR-0810](#) [VES101M1CTR-0605](#)