

ALUMINUM ELECTROLYTIC CAPACITORS

UWS

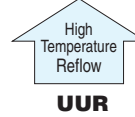
Chip Type, High CV
High Temperature (260°C) Reflow



- Corresponding with 260°C peak reflow soldering
Recommended reflow condition : 260°C peak 5 sec. 230°C over 60 sec. 2 times (φ8 × 6.2, φ10 × 10 : 1 time)
- Chip type higher capacitance in large case size.
- Applicable to automatic mounting machine fed with carrier tape.
- Compliant to the RoHS directive (2011/65/EU).

Products which are scheduled to be discontinued.
Not recommended for new designs

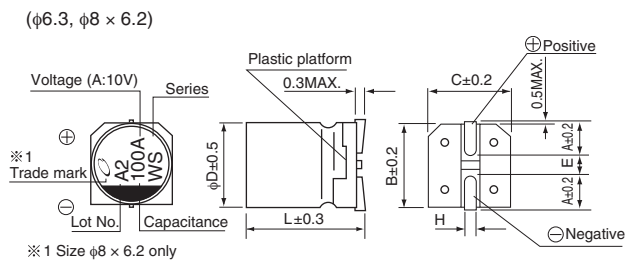
UWS



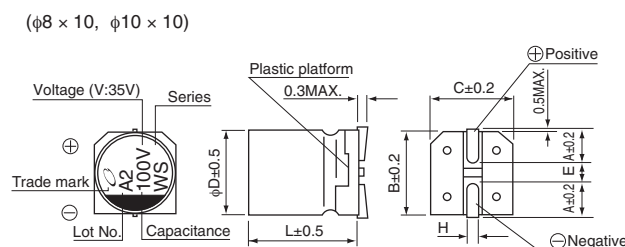
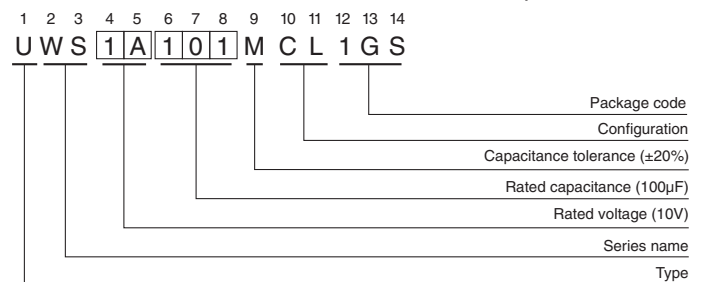
Specifications

Item	Performance Characteristics							
Category Temperature Range	-40 to +85°C							
Rated Voltage Range	6.3 to 50V							
Rated Capacitance Range	22 to 1500μF							
Capacitance Tolerance	±20% at 120Hz, 20°C							
Leakage Current	After 1 minute's application of rated voltage, leakage current is not more than 0.03CV (μA) .							
Tangent of loss angle (tan δ)	Measurement frequency : 120Hz at 20°C							
	Rated voltage (V)	6.3	10	16	25	35	50	
Stability at Low Temperature	Measurement frequency: 120Hz							
	Rated voltage (V)	6.3	10	16	25	35	50	
	Impedance ratio ZT / Z20 (MAX.)	Z-25°C / Z+20°C	5	4	3	2	2	2
Endurance	The specifications listed at right shall be met when the capacitors are restored to 20°C after the rated voltage is applied for 2000 hours at 85°C.							
	Capacitance change	Within ±20% of the initial capacitance value						
	tan δ	200% or less than the initial specified value						
Shelf Life	After storing the capacitors under no load at 85°C for 1000 hours and then performing voltage treatment based on JIS C 5101-4 clause 4.1 at 20°C, they shall meet the specified values for the endurance characteristics listed above.							
	Capacitance change	Within ±10% of the initial capacitance value						
	tan δ	Less than or equal to the initial specified value						
Resistance to soldering heat	The capacitors are kept on a hot plate for 30 seconds, which is maintained at 250°C. The capacitors shall meet the characteristic requirements listed at right when they are removed from the plate and restored to 20°C.							
	Leakage current	Less than or equal to the initial specified value						
	Marking	Black print on the case top.						

Chip Type



Type numbering system (Example : 10V 100μF)



φD×L	(mm)				
	6.3 × 5.8	6.3 × 7.7	8 × 6.2	8 × 10	10 × 10
A	2.4	2.4	3.3	2.9	3.2
B	6.6	6.6	8.3	8.3	10.3
C	6.6	6.6	8.3	8.3	10.3
E	2.2	2.2	2.3	3.1	4.5
L	5.8	7.7	6.2	10	10
H	0.5 to 0.8	0.5 to 0.8	0.5 to 0.8	0.8 to 1.1	0.8 to 1.1

Voltage

V	6.3	10	16	25	35	50
Code	j	A	C	E	V	H

● Dimension table in next page.



■ Dimensions

Cap. (μF)	Code	V		6.3		10		16		25		35		50	
		0J	1A	1C	1E	1V	1H								
22	220													6.3 × 5.8	45
33	330									6.3 × 5.8	55			8 × 6.2	95
47	470							6.3 × 5.8	65	8 × 6.2	105			8 × 10	140
100	101			6.3 × 5.8	70	8 × 6.2	125	8 × 6.2	145	8 × 10	175			10 × 10	195
150	151			6.3 × 5.8	85	6.3 × 7.7	151	8 × 10	192	8 × 10	214			10 × 10	238
220	221	8 × 6.2	160	8 × 6.2	175	8 × 10	215	10 × 10	250	10 × 10	265			10 × 10	289
330	331	8 × 6.2	190	8 × 10	240	8 × 10	270	10 × 10	305	10 × 10	324				
470	471	8 × 10	265	8 × 10	290	10 × 10	330	10 × 10	393						
680	681	8 × 10	318	10 × 10	374	10 × 10	396								
1000	102	10 × 10	400	10 × 10	454									Case size φ D × L (mm)	Rated ripple
1500	152	10 × 10	489												

Rated ripple current (mA_{rms}) at 85°C 120Hz

● Frequency coefficient of rated ripple current

Cap. (μF)	Frequency	50 Hz	120 Hz	300 Hz	1 kHz	10 kHz or more
Less than 47		0.80	1.00	1.15	1.40	1.67
100 to 1500		0.85	1.00	1.08	1.20	1.30

- Taping specifications are given in page 23.
- Recommended land size, soldering by reflow are given in page 18, 19.
- Please refer to page 3 for the minimum order quantity.

X-ON Electronics

Largest Supplier of Electrical and Electronic Components

Click to view similar products for [Aluminum Electrolytic Capacitors - SMD category](#):

Click to view products by [Nichicon manufacturer](#):

Other Similar products are found below :

[EEV-FK1E332W](#) [ULV2H1R8MNL1GS](#) [22927](#) [NRWA331M63V12.5X20TBF](#) [HUB1800-S](#) [UCX1V471MNQ1MS](#) [RJ4-400V100MI5#-T4](#)
[UCX1V681MNQ1MS](#) [RYK-50V101MG5TT-FL](#) [107AXZ016MQ5](#) [EXV107M025A9HAA](#) [UCD1V100MCQ1GS](#) [UCX1H471MNQ1MS](#)
[106SML050M](#) [EDK226M035A9DAA](#) [EDT476M050S9MAA](#) [EEV-HA0J152P](#) [EEV-HA1A471UP](#) [EEV-HA1C220WR](#) [EEV-HA1C471P](#)
[EEV-HA1E331UP](#) [EEV-HA1H3R3R](#) [EEV-HA1H470UP](#) [EEV-HA1HR47R](#) [EEV-HA1V470UP](#) [EEV-HB0G221P](#) [EEV-HB0J330R](#) [EEV-](#)
[HB1E220P](#) [UCX1H821MNQ1MS](#) [UCX1H471MNS1MS](#) [UCX1E332MNS1MS](#) [HZA277M035G24T-F](#) [EMVA630ADA331MKG5S](#)
[TYEH1V337H10MTR](#) [EDT107M035S9MAA](#) [BMVK100ADA330MF60G](#) [BMVK160ADA4R7MD60G](#) [NACK222M10V12.5X14TR13F](#)
[NRLF332M25V22X20F](#) [NRSZ102M16V10X22TBF](#) [EEV-HA1H330UP](#) [UCZ1V681MNQ1MS](#) [EEE-FT1C122UP](#) [EEE-FT1E102UP](#) [EEE-](#)
[FT1E561UP](#) [EEE-FT1E821GP](#) [EEE-FT1V391UP](#) [EMZF350ADA220MF73G](#) [EDH226M450A9TAA](#) [EDH106M016A9BAA](#)