

8 Series

Toggle Switches

■ Introduction

The 8 Series Toggles is Copal Electronics' high-reliability miniature switch product offering. This product line meets and exceeds all basic international switch standards.

With 8 toggle options, PC and solder lug terminals, power and logic level current ratings, 1-4 pole and many circuit offerings these switches can be used in many industries and various applications within these industries.

Four of the 8 Series lines are washable. Specifically designed for PC applications with automated solder and cleaning methods.

The 8 Series is available with **UL** Recognition and **CSA** Certification upon request from the customer.

■ Applications





































- Communication equipment
- Computer peripheral equipment
- Measuring instruments
- Medical equipment
- Automotive diagnosis

The switches can be used in a wide range of fields from industrial to consumer equipment.

■ Features of 8 Series Toggles

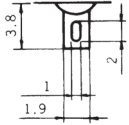
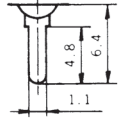
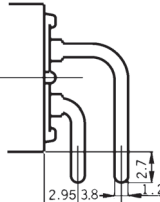
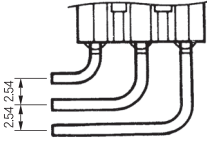
- 1. Terminal style :**
Solder, Straight, Right angle and vertical mount PC terminals.
- 2. Contacts :**
Silver or gold.
- 3. Epoxy resin case :**
UL94V-0 self-extinguishing epoxy.
- 4. Actuator styles :**
Over 30 actuator variations.
- 5. Insulation between terminal and ground :**
4 mm minimum.
- 6. Prevention of flux entry**
The epoxy resin seal on bottom of the switch helps prevent the entry of solder and flux.
- 7. Insulation barrier :**
Insulation barrier design between poles helps prevent short-circuiting between poles ensuring high reliability.
- 8. UL Recognized product** **File No.E43275**
- 9. CSA Certified product** **File No.LR38341**
- 10. For the UL Recognized and CSA Certified products please see page 409.**

8 Series Toggles Selection Table

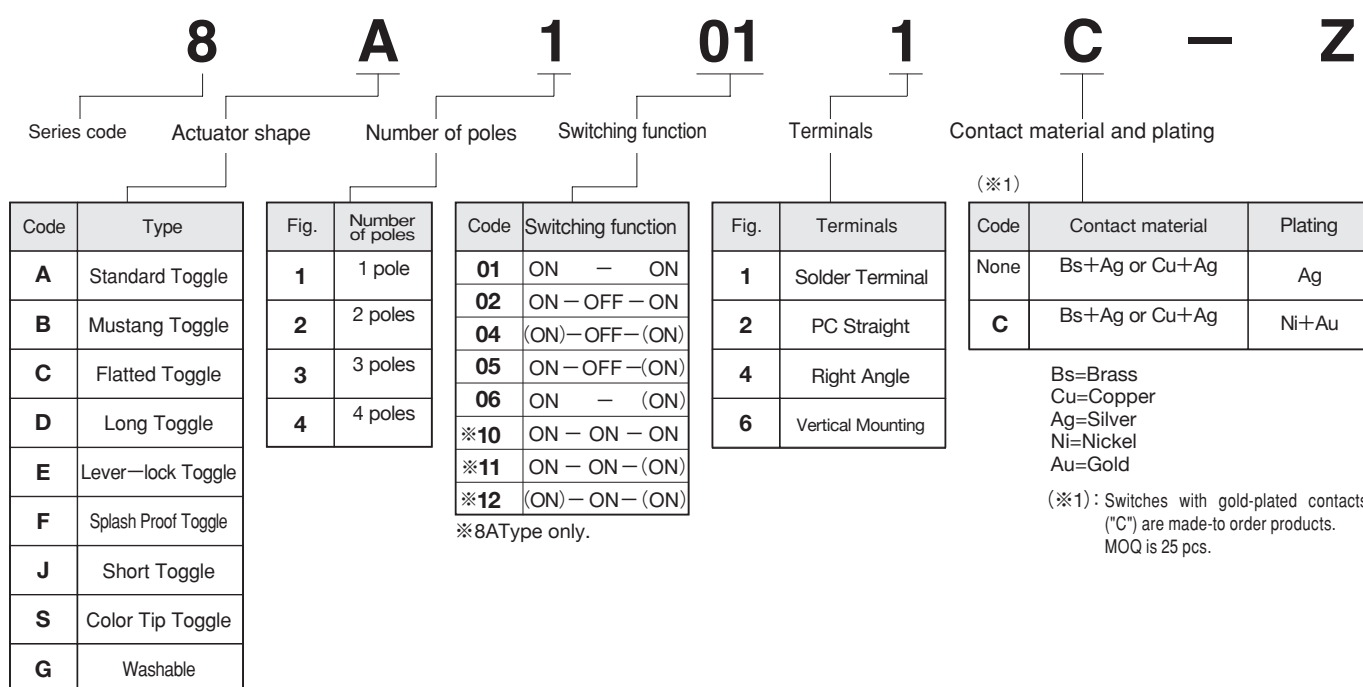
Part No.	Name	Actuator shape	Number of poles	Switching function	Terminals	Page
8A	Standard toggle		1·2·3·4	ON — ON ON — OFF — ON (ON) — OFF — (ON) ON — OFF — (ON) ON — (ON) ※1·2極 1/2 Poles ON — ON ON — OFF — ON ※3·4極 3/4 Poles ON — ON — ON ON — ON — (ON) (ON) — ON — (ON) ※8Aの2·4極のみ/ 8A Type 2&4 Poles only	  Solder Lug Straight PC	386 } 388
8B	Mustang Toggle		1·2·3·4		  Solder Lug Straight PC	389 } 390
8C	Flatted Toggle		1·2·3·4		  Solder Lug Straight PC	391 } 392
8D	Long Toggle		1·2·3·4		  Solder Lug Straight PC	393 } 394
8E	Lever Lock Toggle		1·2·3·4		  Solder Lug Straight PC	395 } 396
8F	Splash Proof Toggle		1·2·3·4		  Solder Lug Straight PC	397 } 398
8J	Short Toggle		1·2·3·4		  Solder Lug Straight PC	399 } 400
8S	Color Tip Toggle		1·2·3·4		  Solder Lug Straight PC	401 } 402
Washable	8G	Short Toggle Washable	1·2	ON — ON ON — OFF — ON (ON) — OFF — (ON) ON — OFF — (ON) ON — (ON)	   Straight PC Right Angle Vertical	403 } 404
	8GA	Standard Toggle Washable	1·2		   Straight PC Right Angle Vertical	405
	8GD	Long Toggle Washable	1·2		   Straight PC Right Angle Vertical	406
	8GS	Color Tip Toggle Washable	1·2		   Straight PC Right Angle Vertical	407

() indicates momentary actuation

■ Terminals

Solder Terminal (Style:1)	PC Straight (Style:2)	Right Angle (Style:4)	Vertical Mount (Style:6)
t=0.8 	t=0.8 PC 	t=0.8 R/A 	t=0.8 w=1.2 V/M 

Part Numbering



Note : Some combinations may not be available. Please check the "Table of Part Numbers" for each series.

8 Series Toggles Common Specifications

Contact specs.		Silver	Gold
Rating	Max.	AC125V 6A AC250V 3A DC30V 4A	AC125V 6A AC250V 3A DC20V 25mA
Initial contact resistance		10mΩ Max. (DC2~4V 1A)	20mΩ Max. (AC200μV 1.5mA)
Initial dielectric strength		AC1500V 1 minute	
Initial insulation resistance		1000MΩMin. (DC500V)	
Electrical life	Alternate type	50,000 cycles	
	Momentary type	25,000 cycles	
Operating temperature range		-30~+85°C	
Storage temperature range		-40~+85°C	

(ON) : Momentary.

8D

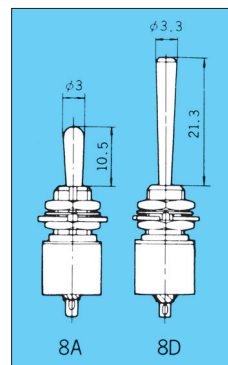
Long Bat Toggle Switch



RoHS Compliant

■ Features

The **8D** series has a longer actuator (21.3 mm) than the 8A series and is designed for equipment using double panels. The result is easy operation and a light feel. Suitable for applications where a long lever is required.



■ Table of Part Numbers

Terminal Style	Number of poles			1 pole	2 poles	3 poles	4 poles
	Switching Function						
Solder Terminal	ON	—	ON	☆ 8D1011-Z ▲ 8D1011C-Z	★ 8D2011-Z ▲ 8D2011C-Z	★ 8D3011-Z	★ 8D4011-Z
	ON	—	OFF — ON	★ 8D1021-Z ▲ 8D1021C-Z	★ 8D2021-Z ▲ 8D2021C-Z	★ 8D3021-Z	★ 8D4021-Z
	(ON)	—	OFF — (ON)	★ 8D1041-Z	★ 8D2041-Z	—	—
	ON	—	OFF — (ON)	★ 8D1051-Z	★ 8D2051-Z	—	—
	ON	—	(ON)	★ 8D1061-Z	★ 8D2061-Z	—	—
PC Straight	ON	—	ON	★ 8D1012-Z ▲ 8D1012C-Z	★ 8D2012-Z ▲ 8D2012C-Z	▲ 8D3012-Z	▲ 8D4012-Z
	ON	—	OFF — ON	▲ 8D1022-Z ▲ 8D1022C-Z	★ 8D2022-Z ▲ 8D2022C-Z	▲ 8D3022-Z	▲ 8D4022-Z
	(ON)	—	OFF — (ON)	▲ 8D1042-Z	▲ 8D2042-Z	—	—
	ON	—	OFF — (ON)	▲ 8D1052-Z	▲ 8D2052-Z	—	—
	ON	—	(ON)	★ 8D1062-Z	▲ 8D2062-Z	—	—

■ Standard Accessories

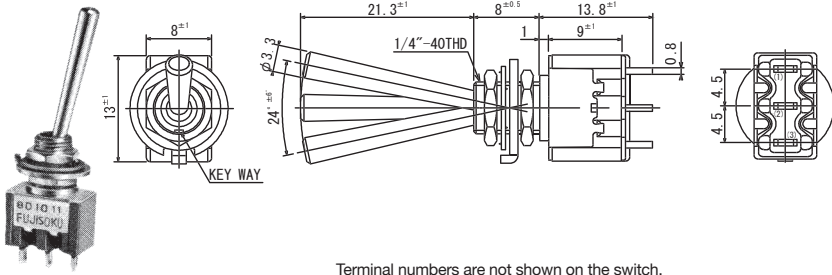
《Supplied with switch》

Part Name	Hex Nut	Lockwasher	Locking Ring
Part No.	140008010241	140008030051	140008020062
Dimensions			
Finish	Nickel plated	Zinc plated	Zinc plated

- PC Hole Layouts Page 411.
- Panel Cut-Out Dimensions Page 411.
- Terminal Style Page 384.
- Soldering, Flux Cleaning and Packaging Spec. ... Page 410.

8D

SPDT

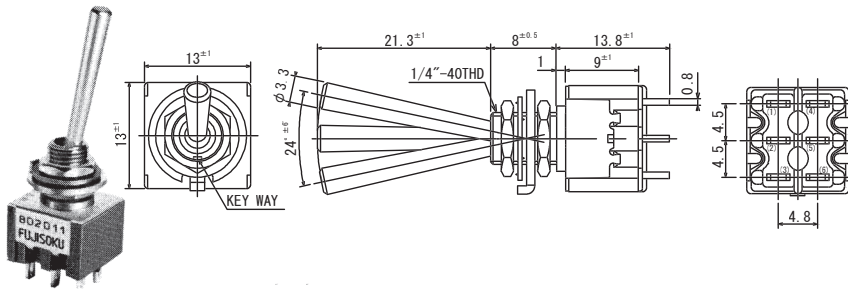


Terminal numbers are not shown on the switch.

Switching function	Key way	Key way	Key way
Part No.			
8D101- Z	ON	—	ON
8D102- Z	ON	OFF	ON
8D104- Z	(ON)	OFF	(ON)
8D105- Z	ON	OFF	(ON)
8D106- Z	ON	—	(ON)
Connecting terminals	2-3	—	2-1

■ : Please refer to "Table of Part Numbers" on P.396 for a list of full part numbers.

DPDT

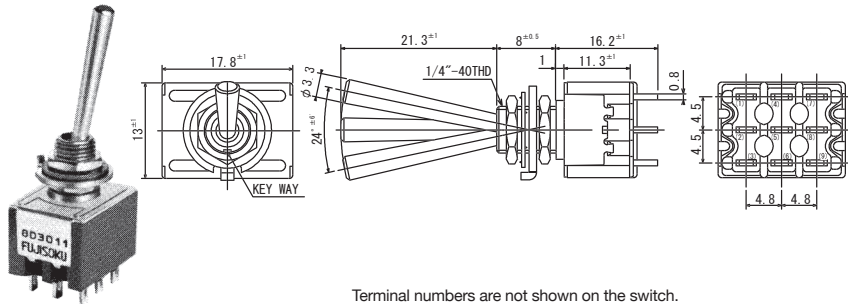


Terminal numbers are not shown on the switch.

Switching function	Key way	Key way	Key way
Part No.			
8D201- Z	ON	—	ON
8D202- Z	ON	OFF	ON
8D204- Z	(ON)	OFF	(ON)
8D205- Z	ON	OFF	(ON)
8D206- Z	ON	—	(ON)
Connecting terminals	2-3 5-6	—	2-1 5-4

■ : Please refer to "Table of Part Numbers" on P.396 for a list of full part numbers.

3PDT

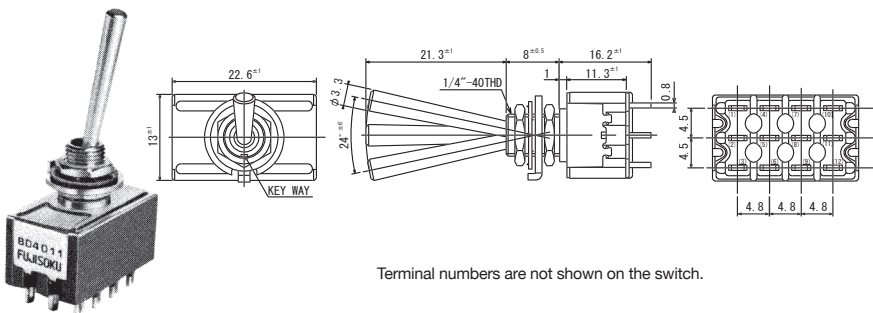


Terminal numbers are not shown on the switch.

Switching function	Key way	Key way	Key way
Part No.			
8D301- Z	ON	—	ON
8D302- Z	ON	OFF	ON
Connecting terminals	2-3 5-6 8-9	—	2-1 5-4 8-7

■ : Please refer to "Table of Part Numbers" on P.396 for a list of full part numbers.

4PDT



Terminal numbers are not shown on the switch.

Switching function	Key way	Key way	Key way
Part No.			
8D401- Z	ON	—	ON
8D402- Z	ON	OFF	ON
Connecting terminals	2-3 5-6 8-9 11-12	—	2-1 5-4 8-7 11-10

■ : Please refer to "Table of Part Numbers" on P.396 for a list of full part numbers.

UL、CSA認定品一覧表 (Toggle Switches)

Table of 8 Series Toggles UL and CSA Listed

■8 Series Toggles

Poles	Switching Function			UL (※1.)								CSA (※2.)							
				8A	8B	8C	8D	8E	8F	8J	8S	8A	8B	8C	8D	8E	8F	8J	8S
1 pole	101□	ON	—	ON	○	○	○	○	○	○	○	○	○	○	○	○	○	○	○
	102□	ON	—	OFF	—	ON	○	○	○	○	○	○	○	○	○	○	○	○	○
	104□	(ON)	—	OFF	—	(ON)	○	○	○	○	○	○	○	○	○	○	○	○	○
	105□	ON	—	OFF	—	(ON)	○	○	○	○	○	○	○	○	○	○	○	○	○
	106□	ON	—	—	(ON)	○	○	○	○	○	○	○	○	○	○	○	○	○	○
2 poles	201□	ON	—	ON	○	○	○	○	○	○	○	○	○	○	○	○	○	○	○
	202□	ON	—	OFF	—	ON	○	○	○	○	○	○	○	○	○	○	○	○	○
	204□	(ON)	—	OFF	—	(ON)	○	○	○	○	○	○	○	○	○	○	○	○	○
	205□	ON	—	OFF	—	(ON)	○	○	○	○	○	○	○	○	○	○	○	○	○
	206□	ON	—	—	(ON)	○	○	○	○	○	○	○	○	○	○	○	○	○	○
	210□	ON	—	ON	—	ON	○							○					
	211□	ON	—	ON	—	(ON)	○							○					
212□	(ON)	—	ON	—	(ON)	○							○						
3 poles	301□	ON	—	ON	○	○	○	○	○	○	○	○	○	○	○	○	○	○	○
	302□	ON	—	OFF	—	ON	○	○	○	○	○	○	○	○	○	○	○	○	○
	304□	(ON)	—	OFF	—	(ON)	○	○	○	○	○	○	○	○	○	○	○	○	○
	305□	ON	—	OFF	—	(ON)	○	○	○	○	○	○	○	○	○	○	○	○	○
	306□	ON	—	—	(ON)	○	○	○	○	○	○	○	○	○	○	○	○	○	○
4 poles	401□	ON	—	ON	○	○	○	○	○	○	○	○	○	○	○	○	○	○	○
	402□	ON	—	OFF	—	ON	○	○	○	○	○	○	○	○	○	○	○	○	○
	404□	(ON)	—	OFF	—	(ON)	○	○	○	○	○	○	○	○	○	○	○	○	○
	405□	ON	—	OFF	—	(ON)	○	○	○	○	○	○	○	○	○	○	○	○	○
	406□	ON	—	—	(ON)	○	○	○	○	○	○	○	○	○	○	○	○	○	○
	410□	ON	—	ON	—	ON	○							○					
	411□	ON	—	ON	—	(ON)	○							○					
	412□	(ON)	—	ON	—	(ON)	○							○					

(1) Terminal types: Solder terminal; Straight terminal

(2) **UL**-recognized switches: Solder terminals and straight terminals available for Single/Double/Three/Four Pole

(3) **CSA**-certified switches: Solder terminals and straight terminals available for Single Pole. Straight terminals available for Double/Three/Four Pole.

(4) UL, CSA marked switches available with additional charge.

(5) (※1.) **UL File No.E43275**
(※2.) **CSA File No.JR38341**

(6) As shown in the above chart, not all products are **UL**-recognized or **CSA**-certified. Please check with your local sales representative if you have any questions.

8 series

■8 Series Toggles

Poles	Switching function			UL (※1.)				CSA (※2.)				
				8G	8GA	8GD	8GS	8G	8GA	8GD	8GS	
1 pole	1012	ON	—	ON	○	○	○	○	○	○	○	○
	1022	ON	—	OFF	—	ON	○	○	○	○	○	○
	1042	(ON)	—	OFF	—	(ON)	○	○	○	○	○	○
	1052	ON	—	OFF	—	(ON)	○	○	○	○	○	○
	1062	ON	—	(ON)		○	○	○	○	○	○	○
2 poles	2012	ON	—	ON	○	○	○	○	○	○	○	○
	2022	ON	—	OFF	—	ON	○	○	○	○	○	○
	2042	(ON)	—	OFF	—	(ON)	○	○	○	○	○	○
	2052	ON	—	OFF	—	(ON)	○	○	○	○	○	○
	2062	ON	—	(ON)		○	○	○	○	○	○	○

UL, CSA marked switches are available upon request.

(※1.) UL File No.E43275 FUJISOKU

(※2.) CSA File No.LR38341 FUJISOKU

■Precautions (8A · 8B · 8C · 8D · 8E · 8F · 8J · 8S · 8SS)

1. Soldering Specifications

(1)Manual soldering

Device : Solder iron

①420°C Max. 3 sec. Max.

(2)Auto soldering

②275°C Max. 6 sec. Max.

The above-stated soldering conditions shall apply only to switches with straight terminals. Auto soldering is not possible with right-angle terminals. Switches with right-angle terminals should be soldered manually according to the conditions specified in (1) above.

(3)When soldering two or more terminals to the common land, use the solder resist to isolate the terminals.

2. Flux Cleaning

(1)Solvent : Fluorine or Alcohol type.

(2)**8A/B/C/D/E/F/J/S** series are not washable. To wash the PC board, clean the soldering surface of the PC board with a brush so that the switch is not exposed to the cleaning solution.

(3)Cleaning after soldering should be done after the terminal temperature falls to 90°C or below, or after leaving the switch for five minutes or longer at room temperature.

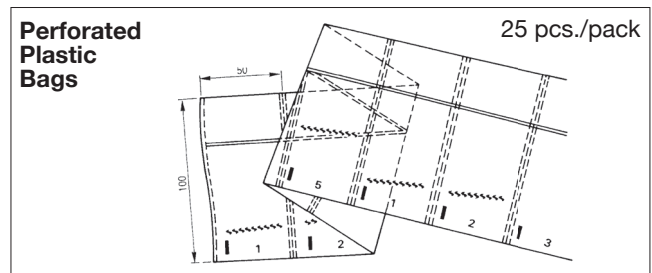
3. Mounting

●Do not bend the terminals before mounting the switch on the PC board.

●After mounting the switch, do not place the device in such a way that the device weight will be applied on to the actuator of the switch.

●For switches with straight terminals, solder the switch on the PC board after fixing the switch on the panel with a nut.

■Packaging Specification



8 Series Toggles

Panel Cut-Out Dimensions

Series	8A·8D·8J·8S	8C	8E	8A·8D·8J·8S	8C	8E	8F
Panel thickness	2.5 mm Max.	2.4 mm Max.	1.5 mm Max.	3.5 mm Max.	3.4 mm Max.	2.5 mm Max.	5 mm Max.
Dimensions	<p style="text-align: center;">With Locking Ring</p>			<p style="text-align: center;">Without Locking Ring</p>			
Series	8B						
Panel thickness	5.9 mm Max.			6.9 mm Max.			
Dimensions	<p style="text-align: center;">With Locking Ring</p>			<p style="text-align: center;">Without Locking Ring</p>			

PC Hole Layouts

Series	8A · 8B · 8C · 8D · 8E · 8F · 8J · 8S
Dimensions	<p style="text-align: center;">1-pole 2-poles</p> <p style="text-align: center;">3-poles 4-poles</p>

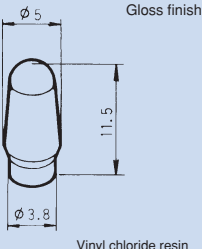
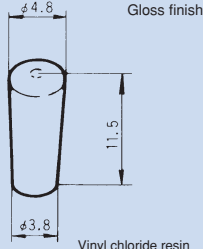
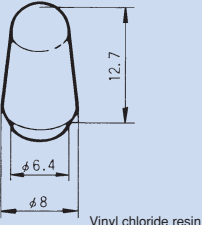
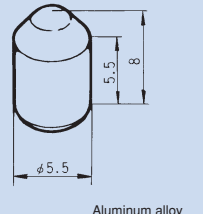
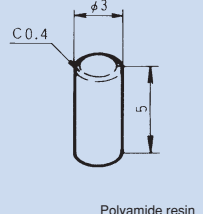
Standard Accessories

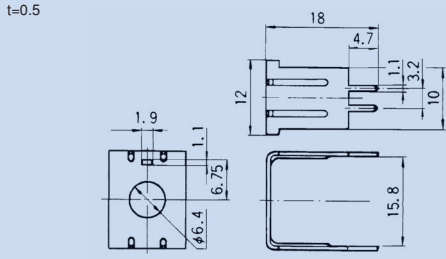
Part Name	(Q'ty / switch)							
	Dress Nut	Hex Nut	Lockwasher	Locking Ring	O-Ring	Hex Nut	Lockwasher	Locking Ring
Part No.	140008010253	140008010241	140008030051	140008020062	140000610076	140008010243	140008030055	140008020065
Dimensions								
Finish	Nickel plated		Zinc plated		Nitrile rubber (Black)	Nickel plated	Zinc plated	
8A		2	1	1				
8B						2	1	1
8C	1	1	1	1				
8D		2	1	1				
8E		2	1	1				
8F		1	1		1			
8J		2	1	1				
8S		2	1	1				

● Numbers in the above chart show the quantities of each accessories enclosed with the switch.

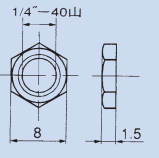
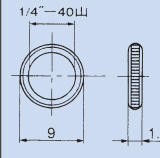
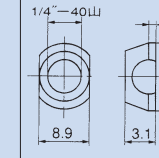
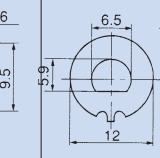
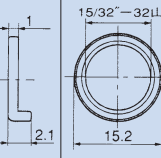
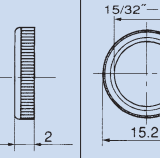
Optional Accessories

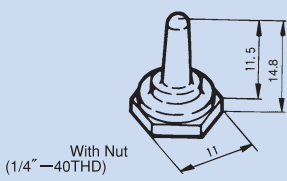
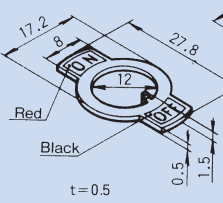
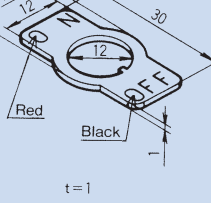
《Sold separately》

Type	8A · 8F · 8GA BT	8A · 8F · 8GA BT	8B	8E	8S · 8GS
Part Name	Color Cap				Color Tip
Dimensions					
Silver	—	—	—	140000470058	—
White	140000470030	140000470038	140000470063	—	140000470118
Red	140000470098	140000470100	140000470108	140000470060	140000470119
Black	140000470031	140000470039	140000470064	140000470059	140000470112
Gray	140000470037	140000470077	140000470102	—	140000470120

Type	8A · 8C · 8D · 8J · 8S 1, 2 poles [※]
Part Name	Bracket
Part No.	140000260715
Dimensions	

※The Bracket cannot be used with switches with switching functions "10", "11", or "12" (ref. P.385). The size of the housings are different in switches with switching functions "10", "11", and "12" and the Bracket cannot be used.

Type	8A · 8C · 8D · 8E · 8J · 8N · 8S · 8R			8F · 8P	8B · 8Y	
Part Name	Lock Nut	Round Nut	Pocketed Nut	Locking Ring	Round Nut	Round Nut
Part No.	140008010276	140008010258	140008010274	140008020066	140008010272	140008010273
Dimensions						
Finish	Nickel	Chromium	Nickel	Zinc	Chromium	

Type	8A	8B	
Part Name	Boot	Plate	Plate
Part No.	140000470422	140008040021	140008040025
Dimensions			

X-ON Electronics

Largest Supplier of Electrical and Electronic Components

Click to view similar products for [Toggle Switches](#) category:

Click to view products by [Nidec Copal](#) manufacturer:

Other Similar products are found below :

[A19HV](#) [8A1-C-222](#) [60012L](#) [6006L](#) [6663](#) [7101MD9V30GE](#) [7101SPDV30BE](#) [7103SDV30BE](#) [7105D](#) [7108P3YAV2BE](#) [71YY50282](#)
[7201MD9AVBE](#) [7301K38](#) [7306K36](#) [7310K36](#) [7314K36](#) [7506K4](#) [7592K6](#) [7691K14](#) [7700K1](#) [8396K108](#) [8824K14](#) [8828K13](#) [G2VX](#) [G3VX](#)
[PS83-121G](#) [A101MD9AB04](#) [A101SD9AB04](#) [A101SDCQ04](#) [A103SD9AQ04](#) [A107TZB04](#) [A123P32YZQ](#) [A123S1YZG](#) [A127S1YCQ](#) [1-](#)
[1825192-0](#) [A131S1YZQ](#) [A201SCWZB04](#) [A207SYCB04](#) [A208J61ZQ0004](#) [A221K12KAG](#) [A221S1YZQ](#) [A221T1TCQ](#) [A232K12KZQ](#)
[A232M1YCQ](#) [A323S1CWZQ](#) [A423S1CWZG-M8](#) [A423S1YZQ](#) [12149A-3V](#) [12156AX408](#) [12147AGKX679](#)