

# 8 Series

## Toggle Switches

---

### ■ Introduction

The 8 Series Toggles is Copal Electronics' high-reliability miniature switch product offering. This product line meets and exceeds all basic international switch standards.

With 8 toggle options, PC and solder lug terminals, power and logic level current ratings, 1-4 pole and many circuit offerings these switches can be used in many industries and various applications within these industries.

Four of the 8 Series lines are washable. Specifically designed for PC applications with automated solder and cleaning methods.

The 8 Series is available with UL Recognition and CSA Certification upon request from the customer.

---

### ■ Applications

- Communication equipment
- Computer peripheral equipment
- Measuring instruments
- Medical equipment
- Automotive diagnosis




























The switches can be used in a wide range of fields from industrial to consumer equipment.

---

### ■ Features of 8 Series Toggles




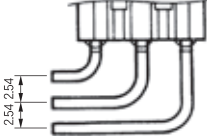
- 1. Terminal style :**  
Solder, Straight, Right angle and vertical mount PC terminals.
  - 2. Contacts :**  
Silver or gold.
  - 3. Epoxy resin case :**  
UL94V-0 self-extinguishing epoxy.
  - 4. Actuator styles :**  
Over 30 actuator variations.
  - 5. Insulation between terminal and ground :**  
4 mm minimum.
  - 6. Prevention of flux entry**  
The epoxy resin seal on bottom of the switch helps prevent the entry of solder and flux.
  - 7. Insulation barrier :**  
Insulation barrier design between poles helps prevent short-circuiting between poles ensuring high reliability.
  - 8. UL Recognized product**      **File No.E43275**
  - 9. CSA Certified product**      **File No.LR38341**
  - 10. For the UL Recognized and CSA Certified products please see page 409.**
-

## 8 Series Toggles Selection Table

Part No.	Name	Actuator shape	Number of poles	Switching function	Terminals	Page
<b>8A</b>	Standard toggle		1•2•3•4	ON - ON ON - OFF - ON (ON) - OFF - (ON) ON - OFF - (ON) ON - (ON) 1/2 Poles ON - ON ON - OFF - ON 3/4 Poles ON - ON - ON 8A Type 4 Poles only	  Solder Lug Straight PC	386 } 388
<b>8B</b>	Mustang Toggle		1•2•3•4		  Solder Lug Straight PC	389 } 390
<b>8C</b>	Flatted Toggle		1•2•3•4		  Solder Lug Straight PC	391 } 392
<b>8D</b>	Long Toggle		1•2•3•4		  Solder Lug Straight PC	393 } 394
<b>8E</b>	Lever Lock Toggle		1•2•3•4		  Solder Lug Straight PC	395 } 396
<b>8F</b>	Splash Proof Toggle		1•2•3•4		  Solder Lug Straight PC	397 } 398
<b>8J</b>	Short Toggle		1•2•3•4		  Solder Lug Straight PC	399 } 400
<b>Washable</b>	<b>8G</b>	Short Toggle Washable	1•2		ON - ON ON - OFF - ON (ON) - OFF - (ON) ON - (ON)	   Straight PC Right Angle Vertical
	<b>8GA</b>	Standard Toggle Washable	1•2	ON - ON ON - OFF - ON (ON) - OFF - (ON) ON - (ON)	   Straight PC Right Angle Vertical	405

( ) indicates momentary actuation

### ■ Terminals

Solder Terminal (Style:1)	PC Straight (Style:2)	Right Angle (Style:4)	Vertical Mount (Style:6)
t=0.8 	t=0.8 PC 	t=0.8 R/A 	t=0.8 w=1.2 V/M 

## Part Numbering

8			A		1		01		1		C - Z		
Series code			Actuator shape		Number of poles		Switching function		Terminals		Contact material and plating		
											(*1)		

Code	Type	Fig.	Number of poles	Code	Switching function	Fig.	Terminals	Code	Contact material	Plating
A	Standard Toggle	1	1 pole	01	ON - ON	1	Solder Terminal	None	Bs+Ag or Cu+Ag	Ag
B	Mustang Toggle	2	2 poles	02	ON - OFF - ON	2	PC Straight	C	Bs+Ag or Cu+Ag	Ni+Au
C	Flatted Toggle	3	3 poles	04	(ON) - OFF - (ON)	4	Right Angle			
D	Long Toggle	4	4 poles	05	ON - OFF - (ON)	6	Vertical Mounting			
E	Lever-lock Toggle			06	ON - (ON)					
F	Splash Proof Toggle			*10	ON - ON - ON					
J	Short Toggle									
G	Washable									

\*8A Type only.

Bs=Brass  
Cu=Copper  
Ag=Silver  
Ni=Nickel  
Au=Gold

(\*1) : Switches with gold-plated contacts ("C") are made-to order products.  
MOQ is 25 pcs.

Note : Some combinations may not be available. Please check the "Table of Part Numbers" for each series.


## 8 Series Toggles Common Specifications

Contact specs.		Silver	Gold
Rating	Max.	AC125V 6A AC250V 3A DC30V 4A	AC125V 6A AC250V 3A DC20V 25mA
Initial contact resistance		10mΩ Max. (DC2~4V 1A)	20mΩ Max. (AC200μV 1.5mA)
Initial dielectric strength		AC1500V 1 minute	
Initial insulation resistance		1000MΩ Min. (DC500V)	
Electrical life	Alternate type	50,000 cycles	
	Momentary type	25,000 cycles	
Operating temperature range		-30~+85°C	
Storage temperature range		-40~+85°C	

(ON) : Momentary.

# 8J

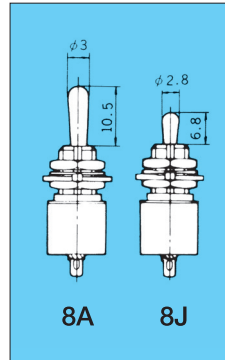
## Short Toggle Switch



RoHS Compliant

### Features

The **8J** series has a shorter actuator (6.8 mm) than the 8A series. Suitable for applications where space is limited.



### Table of Part Numbers

Terminal Style	Switching Function			Number of poles			
	ON	—	ON	1 pole	2 poles	3 poles	4 poles
Solder Terminal	ON	—	ON	8J1011-Z	★ 8J2011-Z	—	★ 8J4011-Z
	ON	—	OFF — ON	8J1021-Z	★ 8J2021-Z	★ 8J3021-Z	—
	ON	—	OFF — (ON)	★ 8J1051-Z	—	—	—
PC Straight	ON	—	ON	8J1012-Z ▲ 8J1012C-Z	8J2012-Z	★ 8J3012-Z	—
	ON	—	OFF — ON	★ 8J1022-Z	—	—	—

### Standard Accessories

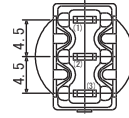
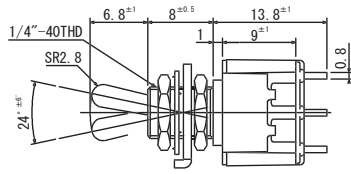
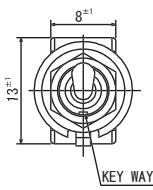

《Supplied with switch》

Part Name	Hex Nut	Lockwasher	Locking Ring
Part No.	140008010241	140008030051	140008020062
Dimensions			
Finish	Nickel plated	Zinc plated	Zinc plated

- PC Hole Layouts ..... Page 411.
- Panel Cut-Out Dimensions ... Page 411.
- Terminal Styles ..... Page 384.

# 8J

## SPDT

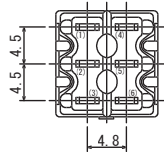
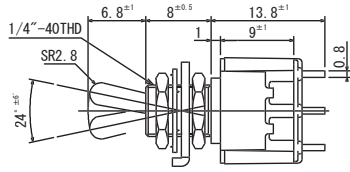
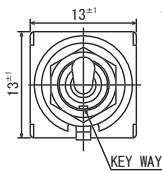


Terminal numbers are not shown on the switch.

Switching function	Key way	Key way	Key way
Part No.			
8J101  -Z	ON	—	ON
8J102  -Z	ON	OFF	ON
Connecting terminals	2-3	—	2-1

■ : Please refer to "Table of Part Numbers" on P.399 for a list of full part numbers.

## DPDT

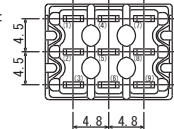
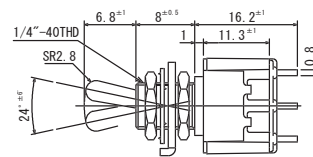
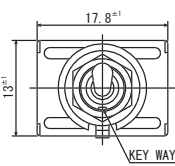


Terminal numbers are not shown on the switch.

Switching function	Key way	Key way	Key way
Part No.			
8J201  -Z	ON	—	ON
8J202  -Z	ON	OFF	ON
Connecting terminals	2-3 5-6	—	2-1 5-4

■ : Please refer to "Table of Part Numbers" on P.399 for a list of full part numbers.

## 3PDT

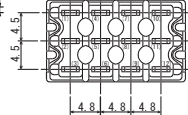
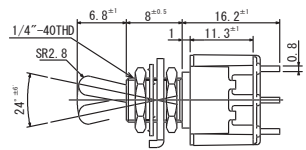
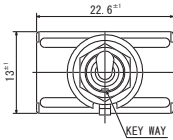



Terminal numbers are not shown on the switch.

Switching function	Key way	Key way	Key way
Part No.			
8J301  -Z	ON	—	ON
8J302  -Z	ON	OFF	ON
Connecting terminals	2-3 5-6 8-9	—	2-1 5-4 8-7

■ : Please refer to "Table of Part Numbers" on P.399 for a list of full part numbers.

## 4PDT



Terminal numbers are not shown on the switch.

Switching function	Key way	Key way	Key way
Part No.			
8J401  -Z	ON	—	ON
Connecting terminals	2-3 5-6 8-9 11-12	—	2-1 5-4 8-7 11-10

■ : Please refer to "Table of Part Numbers" on P.399 for a list of full part numbers.

# UL and CSA Listed (Toggle Switches)

## Table of 8 Series Toggles UL and CSA Listed

### 8 Series Toggles

Poles	Switching Function			UL (※1.)								CSA (※2.)					
				8A	8B	8C	8D	8E	8F	8J	8A	8B	8C	8D	8E	8F	8J
1 pole	101□	ON	—	ON	○	○	○	○	○	○	○	○	○	○	○	○	○
	102□	ON	—	OFF	—	ON	○		○		○		○		○		○
	104□	(ON)	—	OFF	—	(ON)	○	○	○			○				○	
	105□	ON	—	OFF	—	(ON)	○					○					○
	106□	ON	—	(ON)			○			○						○	
2 poles	201□	ON	—	ON	○	○	○	○	○	○	○	○	○	○	○	○	○
	202□	ON	—	OFF	—	ON	○	○	○		○		○		○		○
	204□	(ON)	—	OFF	—	(ON)	○		○			○				○	
	205□	ON	—	OFF	—	(ON)	○					○					
	206□	ON	—	(ON)			○			○					○		
3 poles	301□	ON	—	ON	○	○	○		○		○	○	○		○		○
	302□	ON	—	OFF	—	ON	○				○	○					○
4 poles	401□	ON	—	ON	○	○			○	○	○	○			○	○	○
	402□	ON	—	OFF	—	ON	○					○					
	410□	ON	—	ON	—	ON	○					○					

(1) Terminal types:  Solder terminal;  Straight terminal

(2) **UL**-recognized switches: Solder terminals and straight terminals available for Single/Double/Three/Four Pole

(3) **CSA**-certified switches: Solder terminals and straight terminals available for Single Pole. Straight terminals available for Double/Three/Four Pole.

(4) UL, CSA marked switches available with additional charge.

(5) (※1.) **UL File No.E43275**  
(※2.) **CSA File No.JR38341**

(6) As shown in the above chart, not all products are **UL**-recognized or **CSA**-certified. Please check with your local sales representative if you have any questions.

## 8 series

### ■8 Series Toggles

Poles	Switching function		UL (※1.)		CSA (※2.)	
			8G	8GA	8G	8GA
1 pole	101□	ON – ON	○	○	○	○
	102□	ON – OFF – ON	○		○	
	104□	(ON) – OFF – (ON)	○		○	
	106□	ON – (ON)	○		○	
2 poles	201□	ON – ON	○	○	○	○

UL, CSA marked switches are available upon request.

(※1.) UL File No.E43275 FUJISOKU

(※2.) CSA File No.LR38341 FUJISOKU

### ■Precautions (8A • 8B • 8C • 8D • 8E • 8F • 8J • 8SS)

#### 1. Soldering Specifications

(1)Manual soldering

Device : Solder iron

①420°C Max. 3 sec. Max.

(2)Auto soldering

②275°C Max. 6 sec. Max.

The above-stated soldering conditions shall apply only to switches with straight terminals. Auto soldering is not possible with right-angle terminals. Switches with right-angle terminals should be soldered manually according to the conditions specified in (1) above.

(3)When soldering two or more terminals to the common land, use the solder resist to isolate the terminals.

#### 2.Flux Cleaning

(1)Solvent : Fluorine or Alcohol type.

(2)8A/B/C/D/E/F/J series are not washable. To wash the PC board, clean the soldering surface of the PC board with a brush so that the switch is not exposed to the cleaning solution.

(3)Cleaning after soldering should be done after the terminal temperature falls to 90°C or below, or after leaving the switch for five minutes or longer at room temperature.

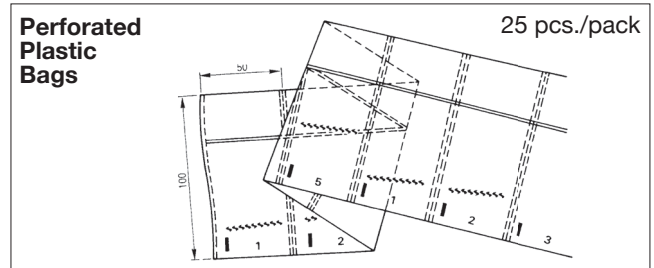
#### 3. Mounting

●Do not bend the terminals before mounting the switch on the PC board.

●After mounting the switch, do not place the device in such a way that the device weight will be applied on to the actuator of the switch.

●For switches with straight terminals, solder the switch on the PC board after fixing the switch on the panel with a nut.

#### ■Packaging Specification



## ◆ 8 Series Toggles ◆

### ■ Panel Cut-Out Dimensions

Series	8A·8D·8J	8C	8E	8A·8D·8J	8C	8E	8F
Panel thickness	2.5 mm Max.	2.4 mm Max.	1.5 mm Max.	3.5 mm Max.	3.4 mm Max.	2.5 mm Max.	5 mm Max.
Dimensions	<p style="text-align: center;">With Locking Ring</p>			<p style="text-align: center;">Without Locking Ring</p>			
Series	<b>8B</b>						
Panel thickness	5.9 mm Max.			6.9 mm Max.			
Dimensions	<p style="text-align: center;">With Locking Ring</p>			<p style="text-align: center;">Without Locking Ring</p>			

### ■ PC Hole Layouts

Series	8A · 8B · 8C · 8D · 8E · 8F · 8J
Dimensions	

### ■ Standard Accessories

Part Name	(Q'ty / switch)							
	Dress Nut	Hex Nut	Lockwasher	Locking Ring	O-Ring	Hex Nut	Lockwasher	Locking Ring
Part No.	140008010253	140008010241	140008030051	140008020062	140000610076	140008010243	140008030055	140008020065
Dimensions								
Finish	Nickel plated		Zinc plated		Nitrile rubber (Black)	Nickel plated	Zinc plated	
8A		2	1	1				
8B						2	1	1
8C	1	1	1	1				
8D		2	1	1				
8E		2	1	1				
8F		1	1		1			
8J		2	1	1				

● Numbers in the above chart show the quantities of each accessories enclosed with the switch.



■ **Optional Accessories**

《Sold separately》

Type	8A · 8F · 8GA BT	8A · 8F · 8GA BT	8B	8E
Part Name	<b>Color Cap</b>			
Dimensions	<p style="text-align: center;">Gloss finish Vinyl chloride resin</p>	<p style="text-align: center;">Gloss finish Vinyl chloride resin</p>	<p style="text-align: center;">Gloss finish Vinyl chloride resin</p>	<p style="text-align: center;">Alumite finish Aluminum alloy</p>
Silver	—	—	—	<b>140000470058</b>
White	<b>140000470030</b>	<b>140000470038</b>	<b>140000470063</b>	—
Red	<b>140000470098</b>	<b>140000470100</b>	<b>140000470108</b>	<b>140000470060</b>
Black	<b>140000470031</b>	<b>140000470039</b>	<b>140000470064</b>	<b>140000470059</b>
Gray	<b>140000470037</b>	<b>140000470077</b>	<b>140000470102</b>	—

Type	8A	8B	
Part Name	<b>Boot</b>	<b>Plate</b>	<b>Plate</b>
Part No.	<b>140000470422</b>	<b>140008040021</b>	<b>140008040025</b>
Dimensions	<p style="text-align: center;">With Nut (1/4" -40THD)</p>	<p style="text-align: center;">Red Black t=0.5</p>	<p style="text-align: center;">Red Black t=1</p>

## X-ON Electronics

Largest Supplier of Electrical and Electronic Components

*Click to view similar products for [Toggle Switches](#) category:*

*Click to view products by [Nidec Copal](#) manufacturer:*

Other Similar products are found below :

[8928K478](#) [8A1-C-222](#) [020017-13](#) [60012L](#) [6006L](#) [CS115W](#) [CS120W](#) [6663](#) [7101SPDV30BE](#) [7103SDV30BE](#) [7105D](#) [7108P3YAV2BE](#)  
[71YY50282](#) [7300K36](#) [7301K38](#) [7306K36](#) [7310K36](#) [7506K4](#) [7592K6](#) [7660K12](#) [7691K14](#) [8391K108](#) [8396K108](#) [8812K14](#) [8824K14](#)  
[8828K13](#) [8835K3](#) [8858K44](#) [PS83-121G](#) [1-1825192-0](#) [A201SCWZB04](#) [A207SYCB04](#) [A208J61ZQ0004](#) [A221T1TCQ](#) [A323S1CWZQ](#)  
[A423S1CWZG-M8](#) [1201W](#) [12156AX408](#) [12147AGKX679](#) [12246X778](#) [12TW49-3D](#) [130312](#) [13037L](#) [13001X](#) [AE101MD1W4B04](#)  
[AE208SD1W4B04](#) [MS24659-22D](#) [MS27407-5](#) [1520230-9](#) [1520231-1](#)