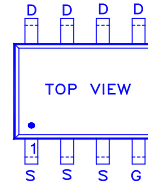
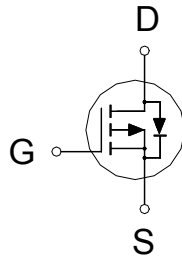


PRODUCT SUMMARY

$V_{(BR)DSS}$	$R_{DS(ON)}$	I_D
-40V	15mΩ	-9.5A



G : GATE
D : DRAIN
S : SOURCE

ABSOLUTE MAXIMUM RATINGS ($T_A = 25\text{ }^\circ\text{C}$ Unless Otherwise Noted)

PARAMETERS/TEST CONDITIONS		SYMBOL	LIMITS	UNITS
Drain-Source Voltage		V_{DS}	-40	V
Gate-Source Voltage		V_{GS}	±25	V
Continuous Drain Current	$T_A = 25\text{ }^\circ\text{C}$	I_D	-9.5	A
	$T_A = 70\text{ }^\circ\text{C}$		-7.6	
Pulsed Drain Current ¹		I_{DM}	-40	
Avalanche Current		I_{AS}	-32	
Avalanche Energy	L = 0.1mH	E_{AS}	53	mJ
Power Dissipation ³	$T_A = 25\text{ }^\circ\text{C}$	P_D	3	W
	$T_A = 70\text{ }^\circ\text{C}$		2	
Junction & Storage Temperature Range		T_j, T_{stg}	-55 to 150	°C

THERMAL RESISTANCE RATINGS

THERMAL RESISTANCE		SYMBOL	TYPICAL	MAXIMUM	UNITS
Junction-to-Ambient ²	$t \leq 10\text{s}$	$R_{\theta JA}$		40	°C / W
Junction-to-Ambient ²	Steady-State	$R_{\theta JA}$		75	
Junction-to-Case	Steady-State	$R_{\theta JC}$		24	

¹Pulse width limited by maximum junction temperature.

²The value of $R_{\theta JA}$ is measured with the device mounted on 1in² FR-4 board with 2oz. Copper, in a still air environment with $T_A = 25\text{ }^\circ\text{C}$.

³The Power dissipation is based on $R_{\theta JA} t \leq 10\text{s}$ value.

ELECTRICAL CHARACTERISTICS (T_J = 25 °C, Unless Otherwise Noted)

PARAMETER	SYMBOL	TEST CONDITIONS	LIMITS			UNIT
			MIN	TYP	MAX	
STATIC						
Drain-Source Breakdown Voltage	V _{(BR)DSS}	V _{GS} = 0V, I _D = -250μA	-40			V
Gate Threshold Voltage	V _{GS(th)}	V _{DS} = V _{GS} , I _D = -250μA	-1.3	-1.5	-3	
Gate-Body Leakage	I _{GSS}	V _{DS} = 0V, V _{GS} = ±25V			±100	nA
Zero Gate Voltage Drain Current	I _{DSS}	V _{DS} = -32V, V _{GS} = 0V			-1	μA
		V _{DS} = -30V, V _{GS} = 0V, T _J = 55 °C			-10	
Drain-Source On-State Resistance ¹	R _{DS(ON)}	V _{GS} = -4.5V, I _D = -9.5A		17	29	mΩ
		V _{GS} = -10V, I _D = -9.5A		13	15	
Forward Transconductance ¹	g _{fs}	V _{DS} = -5V, I _D = -9.5A		20		S

DYNAMIC						
Input Capacitance	C _{iss}	V _{GS} = 0V, V _{DS} = -20V, f = 1MHz		1883		pF
Output Capacitance	C _{oss}			255		
Reverse Transfer Capacitance	C _{rss}			213		
Gate Resistance	R _g	V _{GS} = 0V, V _{DS} = 0V, f = 1MHz		4		Ω
Total Gate Charge ²	Q _g	V _{DS} = -20V, V _{GS} = -10V, I _D = -9.5A		41.2		nC
Gate-Source Charge ²	Q _{gs}			4.2		
Gate-Drain Charge ²	Q _{gd}			14		
Turn-On Delay Time ²	t _{d(on)}	V _{DD} = -20V I _D ≅ -9.5A, V _{GS} = -10V, R _{GEN} = 3Ω		9.4		nS
Rise Time ²	t _r			20		
Turn-Off Delay Time ²	t _{d(off)}			55		
Fall Time ²	t _f			30		

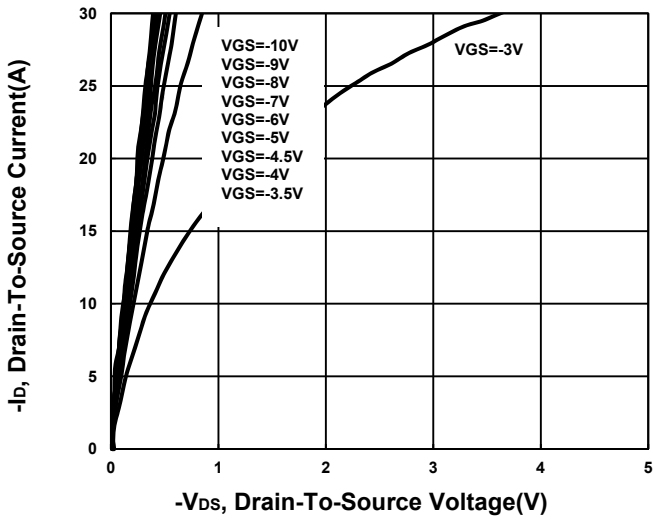
SOURCE-DRAIN DIODE RATINGS AND CHARACTERISTICS (T_J = 25 °C)

Continuous Current	I _S				-2.3	A
Forward Voltage ¹	V _{SD}	I _F = -9.5A, V _{GS} = 0V			-1.3	V
Reverse Recovery Time	t _{rr}	I _F = -9.5A, dI/dt=100A/μs		20		nS
Reverse Recovery Charge	Q _{rr}			6		nC

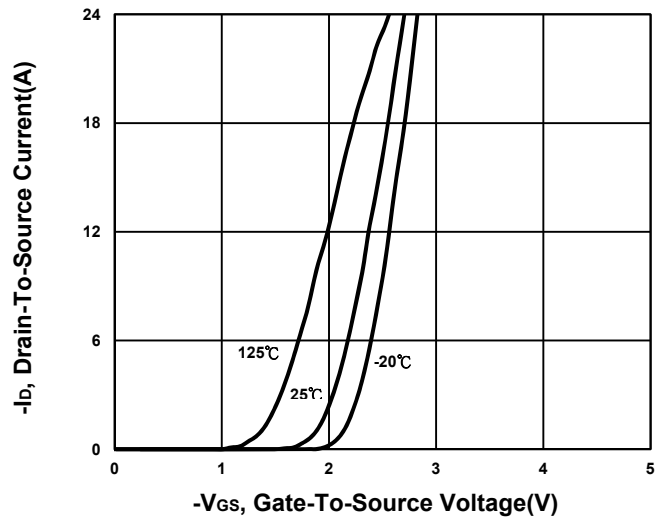
¹Pulse test : Pulse Width ≤ 300 μsec, Duty Cycle ≤ 2%.

²Independent of operating temperature.

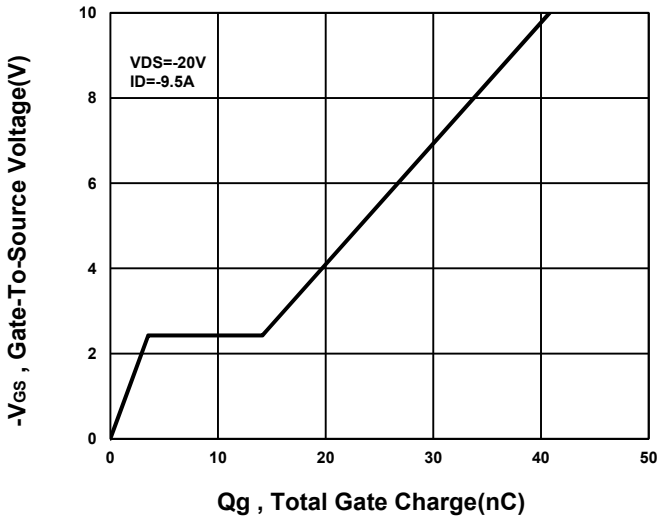
Output Characteristics



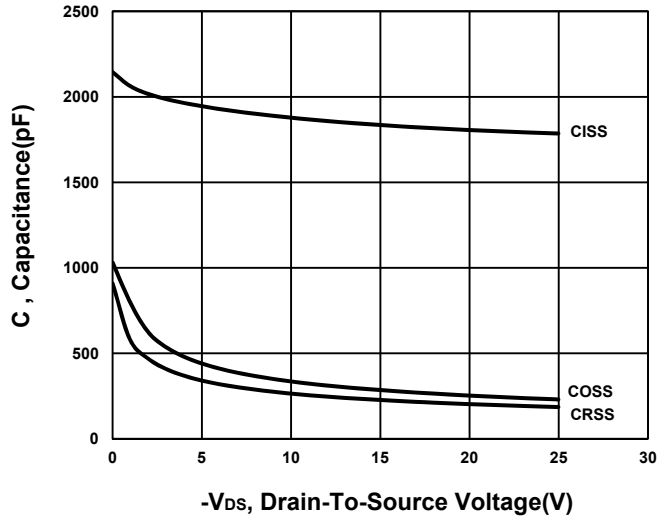
Transfer Characteristics



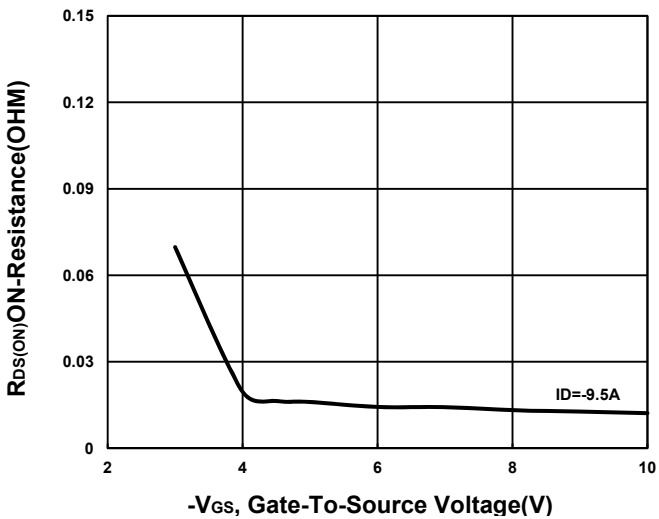
Gate charge Characteristics



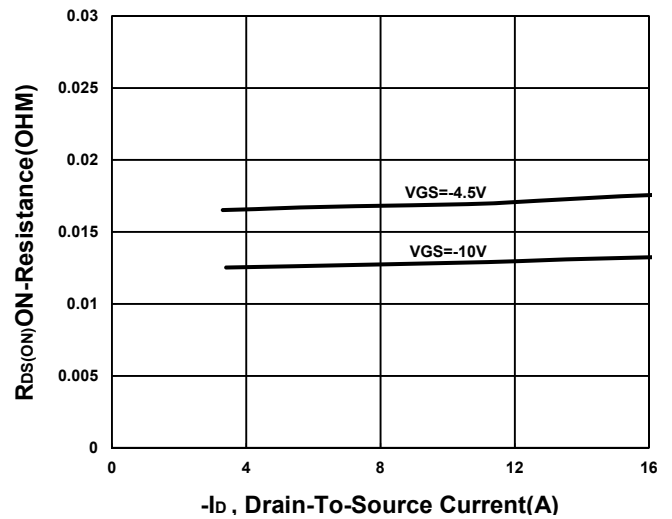
Capacitance Characteristic



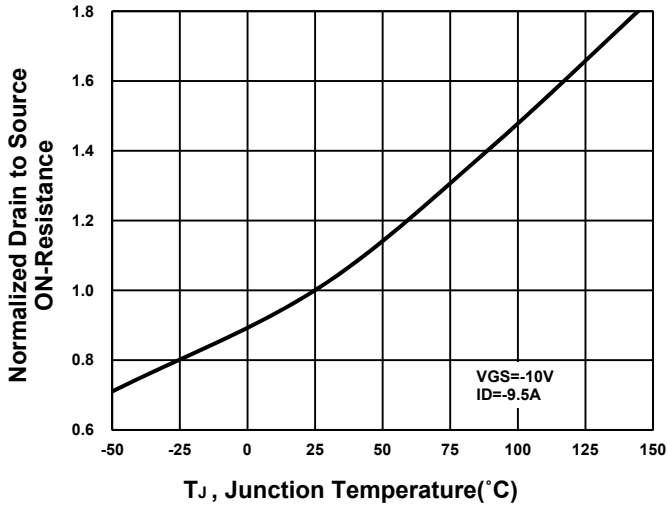
On-Resistance VS Gate-To-Source



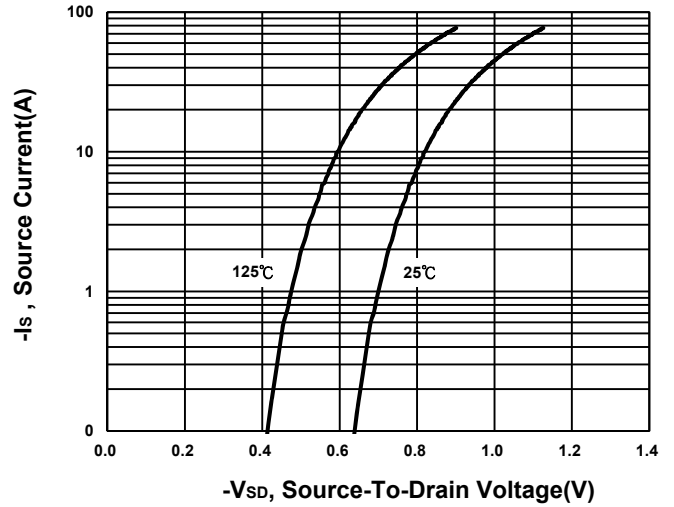
On-Resistance VS Drain Current



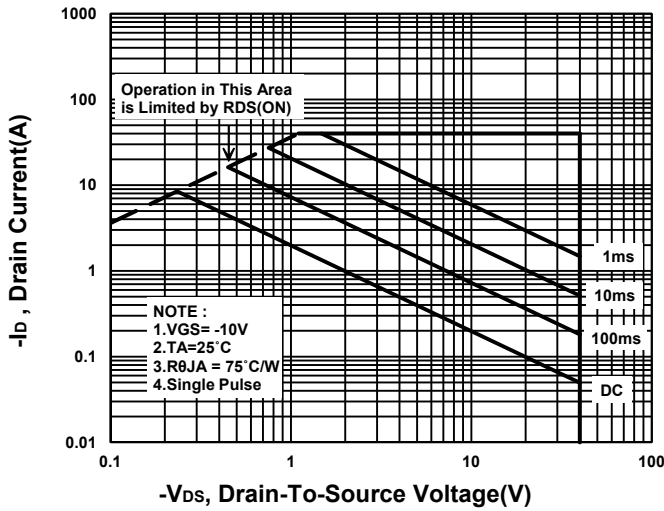
On-Resistance VS Temperature



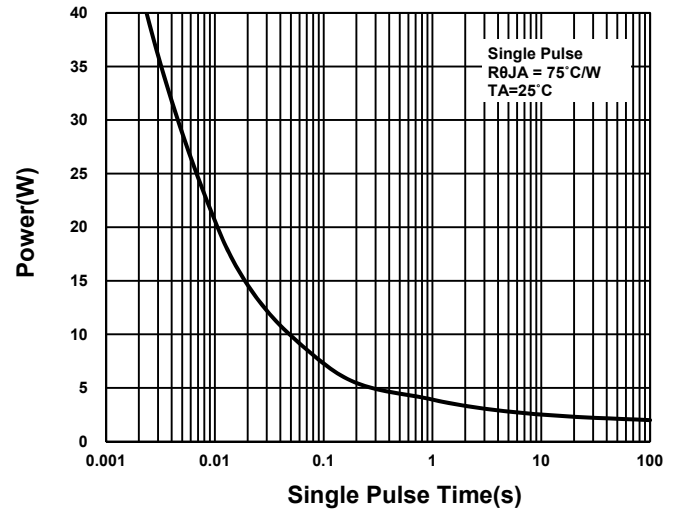
Source-Drain Diode Forward Voltage



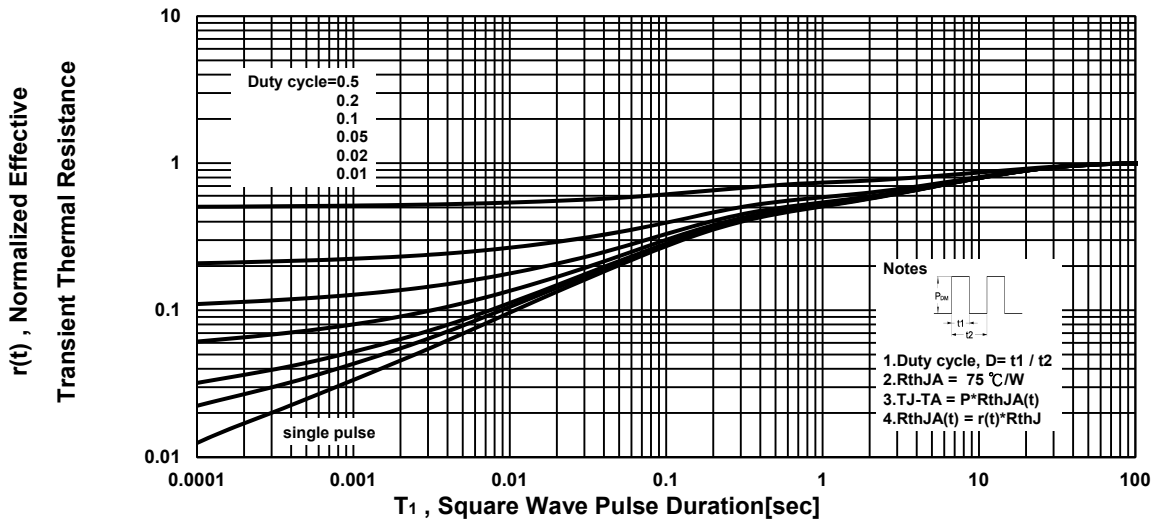
Safe Operating Area



Single Pulse Maximum Power Dissipation



Transient Thermal Response Curve



X-ON Electronics

Largest Supplier of Electrical and Electronic Components

Click to view similar products for [MOSFET](#) category:

Click to view products by [NIKO](#) manufacturer:

Other Similar products are found below :

[IRFD120](#) [JANTX2N5237](#) [2SK2267\(Q\)](#) [BUK455-60A/B](#) [TK100A10N1,S4X\(S](#) [MIC4420CM-TR](#) [VN1206L](#) [NDP4060](#) [SI4482DY](#)
[IRS2092STRPBF-EL](#) [IPS70R2K0CEAKMA1](#) [TK31J60W5,S1VQ\(O](#) [TK31J60W,S1VQ\(O](#) [TK16J60W,S1VQ\(O](#) [2SK2614\(TE16L1,Q\)](#)
[DMN1017UCP3-7](#) [EFC2J004NUZTDG](#) [P85W28HP2F-7071](#) [NTE2384](#) [DMC2700UDMQ-7](#) [DMN2080UCB4-7](#) [DMN61D9UWQ-13](#)
[US6M2GTR](#) [DMN31D5UDJ-7](#) [DMP22D4UFO-7B](#) [IPS60R3K4CEAKMA1](#) [DMN1006UCA6-7](#) [DMN16M9UCA6-7](#) [STF5N65M6](#)
[IRF40H233XTMA1](#) [STU5N65M6](#) [DMN6022SSD-13](#) [DMN13M9UCA6-7](#) [DMTH10H4M6SPS-13](#) [IPS60R360PFD7SAKMA1](#)
[DMN2990UFB-7B](#) [SSM3K35CT,L3F](#) [IPLK60R1K0PFD7ATMA1](#) [2N7002W-G](#) [MCAC30N06Y-TP](#) [IPWS65R035CFD7AXKSA1](#)
[MCQ7328-TP](#) [SSM3J143TU,LXHF](#) [DMN12M3UCA6-7](#) [PJMF280N65E1_T0_00201](#) [PJMF380N65E1_T0_00201](#)
[PJMF280N60E1_T0_00201](#) [PJMF600N65E1_T0_00201](#) [PJMF900N65E1_T0_00201](#) [PJMF900N60E1_T0_00201](#)