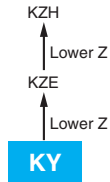


MINIATURE ALUMINUM ELECTROLYTIC CAPACITORS

Low impedance, 105°C

Series

The electrolyte is employed to minimize ESR
 Ripple current : 4,000 to 10,000 hours at 105°C
 Instant type
 Instant

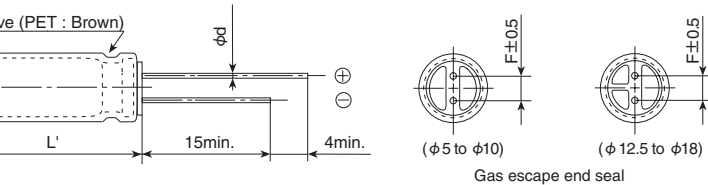


CONDITIONS

Characteristics																															
Temperature range	-40 to +105°C																														
Rated voltage	6.3 to 100V _{dc}																														
Capacitance tolerance	±20% (M) (at 20°C, 120Hz)																														
Leakage current	$I = 0.01CV$ or $3\mu A$, whichever is greater. Where, I : Max. leakage current (μA), C : Nominal capacitance (μF), V : Rated voltage (V) (at 20°C after 2 minutes)																														
	<table border="1"> <tr> <td>Rated voltage (V_{dc})</td> <td>6.3V</td> <td>10V</td> <td>16V</td> <td>25V</td> <td>35V</td> <td>50V</td> <td>63V</td> <td>80V</td> <td>100V</td> </tr> <tr> <td>tan δ (Max.)</td> <td>0.22</td> <td>0.19</td> <td>0.16</td> <td>0.14</td> <td>0.12</td> <td>0.10</td> <td>0.09</td> <td>0.09</td> <td>0.08</td> </tr> </table> When nominal capacitance exceeds 1,000 μF , add 0.02 to the value above for each 1,000 μF increase. (at 20°C, 120Hz)	Rated voltage (V _{dc})	6.3V	10V	16V	25V	35V	50V	63V	80V	100V	tan δ (Max.)	0.22	0.19	0.16	0.14	0.12	0.10	0.09	0.09	0.08										
Rated voltage (V _{dc})	6.3V	10V	16V	25V	35V	50V	63V	80V	100V																						
tan δ (Max.)	0.22	0.19	0.16	0.14	0.12	0.10	0.09	0.09	0.08																						
Impedance (Z)	<table border="1"> <tr> <td>Rated voltage (V_{dc})</td> <td>6.3V</td> <td>10V</td> <td>16V</td> <td>25V</td> <td>35V</td> <td>50V</td> <td>63V</td> <td>80V</td> <td>100V</td> </tr> <tr> <td>Z(-25°C)/Z(+20°C)</td> <td>4</td> <td>3</td> <td>2</td> <td>2</td> <td>2</td> <td>2</td> <td>2</td> <td>2</td> <td>2</td> </tr> <tr> <td>Z(-40°C)/Z(+20°C)</td> <td>8</td> <td>6</td> <td>4</td> <td>3</td> <td>3</td> <td>3</td> <td>3</td> <td>3</td> <td>3</td> </tr> </table> (at 120Hz)	Rated voltage (V _{dc})	6.3V	10V	16V	25V	35V	50V	63V	80V	100V	Z(-25°C)/Z(+20°C)	4	3	2	2	2	2	2	2	2	Z(-40°C)/Z(+20°C)	8	6	4	3	3	3	3	3	3
Rated voltage (V _{dc})	6.3V	10V	16V	25V	35V	50V	63V	80V	100V																						
Z(-25°C)/Z(+20°C)	4	3	2	2	2	2	2	2	2																						
Z(-40°C)/Z(+20°C)	8	6	4	3	3	3	3	3	3																						
Life	The following specifications shall be satisfied when the capacitors are restored to 20°C after subjected to DC voltage with the rated ripple current is applied (the peak voltage shall not exceed the rated voltage) for the specified period of time at 105°C.																														
Time	<table border="1"> <tr> <td>6.3 to 10V_{dc}</td> <td>$\phi 5$ & 6.3 : 4,000hours</td> <td>$\phi 8$ & 10 : 6,000hours</td> <td>$\phi 12.5$ to 18 : 8,000hours</td> </tr> <tr> <td>16 to 100V_{dc}</td> <td>$\phi 5$ & 6.3 : 5,000hours</td> <td>$\phi 8$ & 10 : 7,000hours</td> <td>$\phi 12.5$ to 18 : 10,000hours</td> </tr> </table>	6.3 to 10V _{dc}	$\phi 5$ & 6.3 : 4,000hours	$\phi 8$ & 10 : 6,000hours	$\phi 12.5$ to 18 : 8,000hours	16 to 100V _{dc}	$\phi 5$ & 6.3 : 5,000hours	$\phi 8$ & 10 : 7,000hours	$\phi 12.5$ to 18 : 10,000hours																						
6.3 to 10V _{dc}	$\phi 5$ & 6.3 : 4,000hours	$\phi 8$ & 10 : 6,000hours	$\phi 12.5$ to 18 : 8,000hours																												
16 to 100V _{dc}	$\phi 5$ & 6.3 : 5,000hours	$\phi 8$ & 10 : 7,000hours	$\phi 12.5$ to 18 : 10,000hours																												
Capacitance change	$\leq \pm 25\%$ of the initial value																														
D.F. (tan δ)	$\leq 200\%$ of the initial specified value																														
Leakage current	\leq The initial specified value																														
Life (restoration)	The following specifications shall be satisfied when the capacitors are restored to 20°C after exposing them for 500 hours at 105°C without voltage applied. Before the measurement, the capacitor shall be preconditioned by applying voltage according to Item 4.1 of JIS C 5101-4.																														
Capacitance change	$\leq \pm 25\%$ of the initial value																														
D.F. (tan δ)	$\leq 200\%$ of the initial specified value																														
Leakage current	\leq The initial specified value																														

Dimensions [mm]

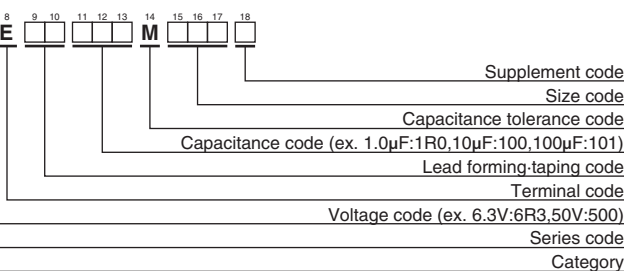
Lead length: E



ϕD	5	6.3	8	10	12.5	16	18
ϕd	0.5	0.5	0.6	0.6	0.6	0.8	0.8
F	2.0	2.5	3.5	5.0	5.0	7.5	7.5
$\phi D'$	$\phi D + 0.5 \text{ max.}$						
L'	L + 1.5 max.						

Gas escape end seal

MARKING SYSTEM



Product code guide (radial lead type)"

SMALL SIZE MINIATURE ALUMINUM ELECTROLYTIC CAPACITORS

Low impedance, 105°C

PERFORMANCE RATINGS

Case size (mm)	Impedance (Ω max./100kHz)		Rated ripple current (mA rms/105°C, 100kHz)	Part No.	VV (V _{dc})	Cap (μ F)	Case size ϕ D×L (mm)	Impedance (Ω max./100kHz)		Rated ripple current (mA rms/105°C, 100kHz)	Part No.
	20°C	-10°C						20°C	-10°C		
11	0.58	2.3	210	EKY-6R3E□□151ME11D	16	1,500	12.5×20	0.035	0.12	1,900	EKY-160E□□152MK20S
11	0.22	0.87	340	EKY-6R3E□□331MF11D		1,500	16×15	0.042	0.12	1,940	EKY-160E□□152ML15S
11.5	0.13	0.52	640	EKY-6R3E□□681MHB5D		2,200	12.5×25	0.027	0.089	2,230	EKY-160E□□222MK25S
12.5	0.080	0.32	865	EKY-6R3E□□821MJC5S		2,200	18×15	0.043	0.11	2,210	EKY-160E□□222MM15S
15	0.087	0.35	840	EKY-6R3E□□102MH15D		2,700	12.5×30	0.024	0.078	2,650	EKY-160E□□272MK30S
20	0.069	0.27	1,050	EKY-6R3E□□122MH20D		2,700	16×20	0.027	0.078	2,530	EKY-160E□□272ML20S
16	0.060	0.24	1,210	EKY-6R3E□□122MJ16S		3,300	12.5×35	0.020	0.065	2,880	EKY-160E□□332MK35S
20	0.046	0.18	1,400	EKY-6R3E□□152MJ20S		3,900	12.5×40	0.017	0.056	3,350	EKY-160E□□392MK40S
15	0.049	0.16	1,450	EKY-6R3E□□182MK15S		3,900	16×25	0.021	0.060	2,930	EKY-160E□□392ML25S
25	0.042	0.17	1,650	EKY-6R3E□□222MJ25S		3,900	18×20	0.026	0.067	2,860	EKY-160E□□392MM20S
30	0.031	0.12	1,910	EKY-6R3E□□272MJ30S		4,700	16×31.5	0.017	0.050	3,450	EKY-160E□□472MLN3S
15	0.042	0.12	1,940	EKY-6R3E□□272ML15S		4,700	18×25	0.019	0.049	3,140	EKY-160E□□472MM25S
20	0.035	0.12	1,900	EKY-6R3E□□332MK20S		5,600	16×35.5	0.015	0.044	3,610	EKY-160E□□562MLP1S
25	0.027	0.089	2,230	EKY-6R3E□□392MK25S		5,600	18×31.5	0.015	0.040	4,170	EKY-160E□□562MMN3S
15	0.043	0.11	2,210	EKY-6R3E□□392MM15S		6,800	16×40	0.013	0.038	4,080	EKY-160E□□682ML40S
30	0.024	0.078	2,650	EKY-6R3E□□472MK30S		8,200	18×35.5	0.014	0.038	4,220	EKY-160E□□822MMP1S
35	0.020	0.065	2,880	EKY-6R3E□□562MK35S	10,000	18×40	0.012	0.032	4,280	EKY-160E□□103MM40S	
20	0.027	0.078	2,530	EKY-6R3E□□562ML20S	47	5×11	0.58	2.3	210	EKY-250E□□470ME11D	
40	0.017	0.056	3,350	EKY-6R3E□□682MK40S	100	6.3×11	0.22	0.87	340	EKY-250E□□101MF11D	
25	0.021	0.060	2,930	EKY-6R3E□□682ML25S	220	8×11.5	0.13	0.52	640	EKY-250E□□221MHB5D	
20	0.026	0.067	2,860	EKY-6R3E□□682MM20S	330	8×15	0.087	0.35	840	EKY-250E□□331MH15D	
31.5	0.017	0.050	3,450	EKY-6R3E□□822MLN3S	330	10×12.5	0.080	0.32	865	EKY-250E□□331MJC5S	
35.5	0.015	0.044	3,610	EKY-6R3E□□103MLP1S	470	8×20	0.069	0.27	1,050	EKY-250E□□471MH20D	
25	0.019	0.049	3,140	EKY-6R3E□□103MM25S	470	10×16	0.060	0.24	1,210	EKY-250E□□471MJ16S	
40	0.013	0.038	4,080	EKY-6R3E□□123ML40S	680	10×20	0.046	0.18	1,400	EKY-250E□□681MJ20S	
31.5	0.015	0.040	4,170	EKY-6R3E□□123MMN3S	680	12.5×15	0.049	0.16	1,450	EKY-250E□□681MK15S	
35.5	0.014	0.038	4,220	EKY-6R3E□□153MMP1S	820	10×25	0.042	0.17	1,650	EKY-250E□□821MJ25S	
40	0.012	0.032	4,280	EKY-6R3E□□183MM40S	1,000	10×30	0.031	0.12	1,910	EKY-250E□□102MJ30S	
11	0.58	2.3	210	EKY-100E□□101ME11D	1,000	12.5×20	0.035	0.12	1,900	EKY-250E□□102MK20S	
11	0.22	0.87	340	EKY-100E□□221MF11D	1,000	16×15	0.042	0.12	1,940	EKY-250E□□102ML15S	
11.5	0.13	0.52	640	EKY-100E□□471MHB5D	1,200	18×15	0.043	0.11	2,210	EKY-250E□□122MM15S	
15	0.087	0.35	840	EKY-100E□□681MH15D	1,500	12.5×25	0.027	0.089	2,230	EKY-250E□□152MK25S	
12.5	0.080	0.32	865	EKY-100E□□681MJC5S	1,800	12.5×30	0.024	0.078	2,650	EKY-250E□□182MK30S	
20	0.069	0.27	1,050	EKY-100E□□102MH20D	1,800	16×20	0.027	0.078	2,530	EKY-250E□□182ML20S	
16	0.060	0.24	1,210	EKY-100E□□102MJ16S	2,200	12.5×35	0.020	0.065	2,880	EKY-250E□□222MK35S	
20	0.046	0.18	1,400	EKY-100E□□122MJ20S	2,200	18×20	0.026	0.067	2,860	EKY-250E□□222MM20S	
25	0.042	0.17	1,650	EKY-100E□□152MJ25S	2,700	12.5×40	0.017	0.056	3,350	EKY-250E□□272MK40S	
15	0.049	0.16	1,450	EKY-100E□□152MK15S	2,700	16×25	0.021	0.060	2,930	EKY-250E□□272ML25S	
30	0.031	0.12	1,910	EKY-100E□□222MJ30S	3,300	16×31.5	0.017	0.050	3,450	EKY-250E□□332MLN3S	
20	0.035	0.12	1,900	EKY-100E□□222MK20S	3,300	18×25	0.019	0.049	3,140	EKY-250E□□332MM25S	
15	0.042	0.12	1,940	EKY-100E□□222ML15S	3,900	16×35.5	0.015	0.044	3,610	EKY-250E□□392MLP1S	
15	0.043	0.11	2,210	EKY-100E□□272MM15S	3,900	18×31.5	0.015	0.040	4,170	EKY-250E□□392MMN3S	
25	0.027	0.089	2,230	EKY-100E□□332MK25S	4,700	16×40	0.013	0.038	4,080	EKY-250E□□472ML40S	
30	0.024	0.078	2,650	EKY-100E□□392MK30S	4,700	18×35.5	0.014	0.038	4,220	EKY-250E□□472MMP1S	
20	0.027	0.078	2,530	EKY-100E□□392ML20S	5,600	18×40	0.012	0.032	4,280	EKY-250E□□562MM40S	
35	0.020	0.065	2,880	EKY-100E□□472MK35S	33	5×11	0.58	2.3	210	EKY-350E□□330ME11D	
40	0.017	0.056	3,350	EKY-100E□□562MK40S	56	6.3×11	0.22	0.87	340	EKY-350E□□560MF11D	
25	0.021	0.060	2,930	EKY-100E□□562ML25S	150	8×11.5	0.13	0.52	640	EKY-350E□□151MHB5D	
20	0.026	0.067	2,860	EKY-100E□□562MM20S	220	8×15	0.087	0.35	840	EKY-350E□□221MH15D	
31.5	0.017	0.050	3,450	EKY-100E□□682MLN3S	220	10×12.5	0.080	0.32	865	EKY-350E□□221MJC5S	
25	0.019	0.049	3,140	EKY-100E□□682MM25S	270	8×20	0.069	0.27	1,050	EKY-350E□□271MH20D	
35.5	0.015	0.044	3,610	EKY-100E□□822MLP1S	330	10×16	0.060	0.24	1,210	EKY-350E□□331MJ16S	
31.5	0.015	0.040	4,170	EKY-100E□□822MMN3S	470	10×20	0.046	0.18	1,400	EKY-350E□□471MJ20S	
40	0.013	0.038	4,080	EKY-100E□□103ML40S	470	12.5×15	0.049	0.16	1,450	EKY-350E□□471MK15S	
35.5	0.014	0.038	4,220	EKY-100E□□103MMP1S	560	10×25	0.042	0.17	1,650	EKY-350E□□561MJ25S	
40	0.012	0.032	4,280	EKY-100E□□123MM40S	680	10×30	0.031	0.12	1,910	EKY-350E□□681MJ30S	
11	0.58	2.3	210	EKY-160E□□560ME11D	680	12.5×20	0.035	0.12	1,900	EKY-350E□□681MK20S	
11	0.22	0.87	340	EKY-160E□□121MF11D	680	16×15	0.042	0.12	1,940	EKY-350E□□681ML15S	
11.5	0.13	0.52	640	EKY-160E□□331MHB5D	1,000	12.5×25	0.027	0.089	2,230	EKY-350E□□102MK25S	
15	0.087	0.35	840	EKY-160E□□471MH15D	1,000	18×15	0.043	0.11	2,210	EKY-350E□□102MM15S	
12.5	0.080	0.32	865	EKY-160E□□471MJC5S	1,200	12.5×30	0.024	0.078	2,650	EKY-350E□□122MK30S	
20	0.069	0.27	1,050	EKY-160E□□681MH20D	1,200	16×20	0.027	0.078	2,530	EKY-350E□□122ML20S	
16	0.060	0.24	1,210	EKY-160E□□681MJ16S	1,500	12.5×35	0.020	0.065	2,880	EKY-350E□□152MK35S	

MINIATURE ALUMINUM ELECTROLYTIC CAPACITORS

Low impedance, 105°C

DC RATINGS

Case size W×L×H (mm)	Impedance (Ω max./100kHz)		Rated ripple current (mA rms/105°C, 100kHz)	Part No.	WV (V _{dc})	Cap (μF)	Case size φD×L (mm)	Impedance (Ω max./100kHz)		Rated ripple current (mA rms/105°C, 100kHz)	Part No.	
	20°C	-10°C						20°C	-10°C			
×25	0.019	0.049	3,140	EKY-350E□□222MM25S	63	680	16×25	0.025	0.075	2,600	EKY-630E□□681ML25S	
×35.5	0.015	0.044	3,610	EKY-350E□□272MLP1S		680	18×20	0.030	0.090	2,500	EKY-630E□□681MM20S	
×31.5	0.015	0.040	4,170	EKY-350E□□272MMN3S		820	16×31.5	0.021	0.063	2,850	EKY-630E□□821MLN3S	
×40	0.013	0.038	4,080	EKY-350E□□332ML40S		820	18×25	0.024	0.072	2,800	EKY-630E□□821MM25S	
×35.5	0.014	0.038	4,220	EKY-350E□□332MMP1S		1,000	16×35.5	0.019	0.057	2,900	EKY-630E□□102MLP1S	
×40	0.012	0.032	4,280	EKY-350E□□392MM40S		1,200	16×40	0.018	0.054	3,400	EKY-630E□□122ML40S	
×11	4.0	16.0	30	EKY-500E□□1R0ME11D		1,200	18×31.5	0.020	0.060	3,300	EKY-630E□□122MMN3S	
×11	2.5	10.0	43	EKY-500E□□2R2ME11D		1,500	18×35.5	0.018	0.054	3,400	EKY-630E□□152MMP1S	
×11	2.2	8.8	53	EKY-500E□□3R3ME11D		1,800	18×40	0.017	0.051	3,500	EKY-630E□□182MM40S	
×11	1.9	7.6	88	EKY-500E□□4R7ME11D		80	68	10×12.5	0.17	0.66	480	EKY-800E□□680MJC5S
×11	1.5	6.0	100	EKY-500E□□100ME11D			100	10×16	0.11	0.47	600	EKY-800E□□101MJ16S
×11	0.70	2.8	180	EKY-500E□□220ME11D			120	10×20	0.084	0.34	800	EKY-800E□□121MJ20S
×11	0.30	1.2	295	EKY-500E□□560MF11D			150	10×25	0.069	0.28	900	EKY-800E□□151MJ25S
×11.5	0.17	0.68	555	EKY-500E□□101MHB5D			150	12.5×16	0.11	0.34	750	EKY-800E□□151MK16S
×15	0.12	0.48	730	EKY-500E□□121MH15D	220		12.5×20	0.062	0.18	1,100	EKY-800E□□221MK20S	
×12.5	0.12	0.48	760	EKY-500E□□151MJC5S	330		12.5×25	0.047	0.14	1,250	EKY-800E□□331MK25S	
×20	0.091	0.36	910	EKY-500E□□181MH20D	330		16×20	0.048	0.15	1,350	EKY-800E□□331ML20S	
×16	0.084	0.34	1,050	EKY-500E□□221MJ16S	390		12.5×30	0.042	0.13	1,500	EKY-800E□□391MK30S	
×20	0.060	0.24	1,220	EKY-500E□□271MJ20S	470		12.5×35	0.036	0.11	1,650	EKY-800E□□471MK35S	
×15	0.061	0.20	1,260	EKY-500E□□271MK15S	470		16×25	0.038	0.12	1,700	EKY-800E□□471ML25S	
×25	0.055	0.22	1,440	EKY-500E□□331MJ25S	470		18×20	0.045	0.14	1,500	EKY-800E□□471MM20S	
×30	0.043	0.17	1,690	EKY-500E□□471MJ30S	560		12.5×40	0.032	0.095	1,800	EKY-800E□□561MK40S	
×20	0.045	0.15	1,660	EKY-500E□□471MK20S	680		16×31.5	0.032	0.095	1,850	EKY-800E□□681MLN3S	
×15	0.055	0.17	1,690	EKY-500E□□471ML15S	680	18×25	0.036	0.11	1,750	EKY-800E□□681MM25S		
×25	0.034	0.11	1,950	EKY-500E□□561MK25S	820	16×35.5	0.029	0.086	2,000	EKY-800E□□821MLP1S		
×15	0.054	0.15	1,930	EKY-500E□□561MM15S	820	18×31.5	0.030	0.090	1,900	EKY-800E□□821MMN3S		
×30	0.030	0.10	2,310	EKY-500E□□681MK30S	1,000	16×40	0.027	0.081	2,200	EKY-800E□□102ML40S		
×35	0.025	0.083	2,510	EKY-500E□□821MK35S	1,000	18×35.5	0.027	0.081	2,200	EKY-800E□□102MMP1S		
×20	0.034	0.10	2,210	EKY-500E□□821ML20S	1,200	18×40	0.026	0.077	2,700	EKY-800E□□122MM40S		
×40	0.021	0.069	2,920	EKY-500E□□102MK40S	100	6.8	5×11	1.4	5.6	125	EKY-101E□□6R8ME11D	
×25	0.025	0.075	2,555	EKY-500E□□102ML25S		15	6.3×11	0.57	2.3	205	EKY-101E□□150MF11D	
×20	0.036	0.097	2,490	EKY-500E□□102MM20S		27	8×11.5	0.36	1.4	355	EKY-101E□□270MHB5D	
×31.5	0.022	0.066	3,010	EKY-500E□□122MLN3S		39	8×15	0.25	1.0	450	EKY-101E□□390MH15D	
×25	0.026	0.070	2,740	EKY-500E□□122MM25S		47	10×12.5	0.17	0.66	480	EKY-101E□□470MJC5S	
×35.5	0.019	0.057	3,150	EKY-500E□□152MLP1S		56	8×20	0.19	0.76	565	EKY-101E□□560MH20D	
×40	0.016	0.048	3,710	EKY-500E□□182ML40S		68	10×16	0.11	0.47	600	EKY-101E□□680MJ16S	
×31.5	0.021	0.057	3,635	EKY-500E□□182MMN3S		82	10×20	0.084	0.34	800	EKY-101E□□820MJ20S	
×35.5	0.017	0.046	3,680	EKY-500E□□222MMP1S		100	12.5×16	0.11	0.34	750	EKY-101E□□101MK16S	
×40	0.014	0.038	3,800	EKY-500E□□272MM40S		120	10×25	0.069	0.28	900	EKY-101E□□121MJ25S	
×11	0.88	3.5	165	EKY-630E□□150ME11D		150	12.5×20	0.062	0.18	1,100	EKY-101E□□151MK20S	
×11	0.35	1.4	265	EKY-630E□□330MF11D		220	12.5×25	0.047	0.14	1,250	EKY-101E□□221MK25S	
×11.5	0.22	0.88	500	EKY-630E□□560MHB5D		220	16×20	0.048	0.15	1,350	EKY-101E□□221ML20S	
×15	0.16	0.64	665	EKY-630E□□820MH15D		270	12.5×30	0.042	0.13	1,500	EKY-101E□□271MK30S	
×12.5	0.11	0.44	690	EKY-630E□□820MJC5S	330	12.5×35	0.036	0.11	1,650	EKY-101E□□331MK35S		
×20	0.12	0.48	820	EKY-630E□□121MH20D	330	16×25	0.038	0.12	1,700	EKY-101E□□331ML25S		
×16	0.076	0.31	950	EKY-630E□□121MJ16S	330	18×20	0.045	0.14	1,500	EKY-101E□□331MM20S		
×20	0.056	0.23	1,150	EKY-630E□□181MJ20S	390	12.5×40	0.032	0.095	1,800	EKY-101E□□391MK40S		
×16	0.072	0.29	1,150	EKY-630E□□181MK16S	470	16×31.5	0.032	0.095	1,850	EKY-101E□□471MLN3S		
×25	0.046	0.19	1,350	EKY-630E□□221MJ25S	470	18×25	0.036	0.11	1,750	EKY-101E□□471MM25S		
×20	0.041	0.13	1,500	EKY-630E□□271MK20S	560	16×35.5	0.029	0.086	2,000	EKY-101E□□561MLP1S		
×25	0.031	0.093	1,900	EKY-630E□□391MK25S	560	18×31.5	0.030	0.090	1,900	EKY-101E□□561MMN3S		
×30	0.028	0.084	2,300	EKY-630E□□471MK30S	680	16×40	0.027	0.081	2,200	EKY-101E□□681ML40S		
×20	0.032	0.096	2,000	EKY-630E□□471ML20S	680	18×35.5	0.027	0.081	2,200	EKY-101E□□681MMP1S		
×35	0.024	0.072	2,500	EKY-630E□□561MK35S	820	18×40	0.026	0.077	2,700	EKY-101E□□821MM40S		
×40	0.021	0.063	2,800	EKY-630E□□681MK40S								

Appropriate lead forming or taping code.

RIPPLE CURRENT MULTIPLIERS

Multipliers

120	1k	10k	100k
-----	----	-----	------

The endurance of capacitors is reduced with internal heating produced by ripple

X-ON Electronics

Largest Supplier of Electrical and Electronic Components

Click to view similar products for [Aluminium Electrolytic Capacitors - Radial Leaded](#) *category:*

Click to view products by [Nippon Chemi-Con](#) *manufacturer:*

Other Similar products are found below :

[NRELS102M35V16X16C.140LLF](#) [ESRG160ETC100MD07D](#) [227RZS050M](#) [335CKR250M](#) [476CKH100MSA](#) [477CKR100M](#)
[107CKR010M](#) [107CKH063MSA](#) [RJH-25V222MI9#](#) [RJH-35V221MG5#](#) [B43827A1106M8](#) [RJH-50V221MH6#](#) [EKYA500ELL470MF11D](#)
[B41022A5686M6](#) [ESRG250ELL101MH09D](#) [EKMA160EC3101MF07D](#) [RJB-10V471MG3#](#) [ESMG160ETD221MF11D](#)
[EKZH160ETD152MJ20S](#) [RJH-35V122MJ6#](#) [EGXF630ELL621ML20S](#) [RBD-25V100KE3#N](#) [EKMA350ELL100ME07D](#)
[ESMG160ETD101ME11D](#) [ELXY100ETD102MJ20S](#) [EGXF500ELL561ML15S](#) [EKMG350ETD471MJ16S](#) [35YXA330MEFC10X12.5](#)
[RXW471M1ESA-0815](#) [ELXZ630ELL221MJ25S](#) [ERR1HM1R0D11OT](#) [LPE681M30060FVA](#) [LPL471M22030FVA](#) [HFE221M25030FVA](#)
[LKMD1401H221MF](#) [B41888G6108M000](#) [EKMA160ETD470MF07D](#) [UHW1J102MHD6](#) [EKMG500ETD221MJC5S](#) [LKMK2502W101MF](#)
[LKMD1401H181MF](#) [LKMI2502G820MF](#) [LKMJ2001J122MF](#) [LKML2501C472MF](#) [LKMJ4002C681MF](#) [450MXH330MEFCSN25X45](#)
[450MXK330MA2RFC22X50](#) [63ZLH560MEFCG412.5X30](#) [ELH2DM331O25KT](#) [ELH2DM471P30KT](#)