

**Alchip™-MVE Series**

- Endurance : 1,000 to 2,000 hours at 105°C
- Case size range : φ 4×5.2L to φ 18×21.5L
- Solvent resistant type except 100V<sub>dc</sub> (see PRECAUTIONS AND GUIDELINES)
- RoHS2 Compliant
- AEC-Q200 compliant : Please contact Chemi-Con for more details, test data, information.

**MVE** → Longer life → MVL  
MVJ

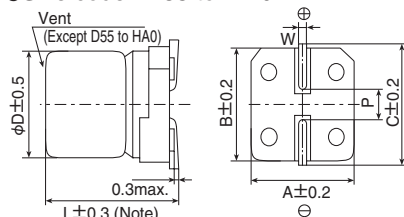


**◆ SPECIFICATIONS**

Items	Characteristics		
<b>Category Temperature Range</b>	-40 to +105°C		
<b>Rated Voltage Range</b>	6.3 to 100V <sub>dc</sub>		
<b>Capacitance Tolerance</b>	±20%(M) (at 20°C, 120Hz)		
<b>Leakage Current</b>	D55 to JA0	I=0.01CV or 3μA, whichever is greater (2 minutes)	
	KE0 to MN0	I=0.03CV or 4μA, whichever is greater (1 minute)	
	Where, I : Max. leakage current (μA), C : Nominal capacitance (μF), V : Rated voltage (V) (at 20°C)		
<b>Dissipation Factor (tan δ)</b>	See STANDARD RATINGS (at 20°C, 120Hz)		
<b>Low Temperature Characteristics (Max. Impedance Ratio)</b>	Rated voltage (V <sub>dc</sub> )	6.3V 10V 16V 25V 35V 50V 63V 100V	
	D55 to JA0	Z(-25°C)/Z(+20°C)	4 3 2 2 2 2 2 3
		Z(-40°C)/Z(+20°C)	12 8 6 4 3 3 3 4
	KE0 to MN0	Z(-25°C)/Z(+20°C)	5 4 3 2 2 2 2 2
Z(-40°C)/Z(+20°C)		10 8 6 4 3 3 3 3	
(at 120Hz)			
<b>Endurance</b>	The following specifications shall be satisfied when the capacitors are restored to 20°C after the rated voltage is applied for the specified period of time at 105°C.		
	Size code	D55 to F80      HA0 to MN0	
	Time	1,000 hours      2,000 hours	
	Capacitance change	≤ ±30% of the initial value      ≤ ±20% of the initial value	
	D.F. (tan δ)	≤ 300% of the initial specified value      ≤ 200% of the initial specified value	
	Leakage current	≤ The initial specified value      ≤ The initial specified value	
<b>Shelf Life</b>	The following specifications shall be satisfied when the capacitors are restored to 20°C after exposing them for 1,000 hours (500 hours for B55 to F80 size) at 105°C without voltage applied. Before the measurement, the capacitor shall be preconditioned by applying voltage according to Item 4.1 of JIS C 5101-4.		
	Size code	D55 to F80      HA0 to MN0	
	Capacitance change	≤ ±25% of the initial value      ≤ ±20% of the initial value	
	D.F. (tan δ)	≤ 200% of the initial specified value      ≤ 200% of the initial specified value	
	Leakage current	≤ The initial specified value      ≤ The initial specified value	

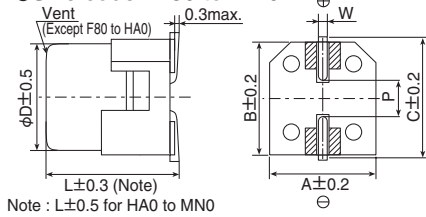
**◆ DIMENSIONS [mm]**

- Terminal Code : A
- Size code : D55 to MN0



Note : L±0.5 for HA0 to MN0

- Terminal Code : G (Vibration resistant structure)
- Size code : F80 to MN0



Note : L±0.5 for HA0 to MN0

▨ : Dummy terminals

Size code	D	L	A	B	C	W	P
D55	4	5.2	4.3	4.3	5.1	0.5 to 0.8	1.0
E55	5	5.2	5.3	5.3	5.9	0.5 to 0.8	1.4
F55	6.3	5.2	6.6	6.6	7.2	0.5 to 0.8	1.9
F80	6.3	7.7	6.6	6.6	7.2	0.5 to 0.8	1.9
HA0	8	10.0	8.3	8.3	9.0	0.7 to 1.1	3.1
JA0	10	10.0	10.3	10.3	11.0	0.7 to 1.1	4.5
KE0	12.5	13.5	13.0	13.0	13.7	1.0 to 1.3	4.2
KG5	12.5	16.0	13.0	13.0	13.7	1.0 to 1.3	4.2
LH0	16	16.5	17.0	17.0	18.0	1.0 to 1.3	6.5
LN0	16	21.5	17.0	17.0	18.0	1.0 to 1.3	6.5
MH0	18	16.5	19.0	19.0	20.0	1.0 to 1.3	6.5
MN0	18	21.5	19.0	19.0	20.0	1.0 to 1.3	6.5

**◆ MARKING**



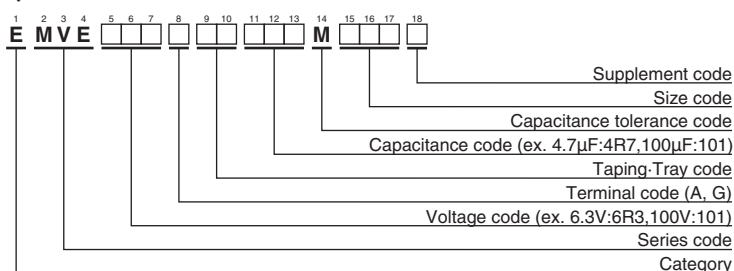
**◆ RATED RIPPLE CURRENT MULTIPLIERS**

- Frequency Multipliers

Size code	Capacitance(μF)	Frequency(Hz)			
		120	1k	10k	100k
D55 to JA0	1.0	1.00	1.50	1.75	1.80
	2.2 to 10	1.00	1.30	1.40	1.50
	22 to 1,500	1.00	1.05	1.08	1.08
KE0 to MN0	47, 68	1.00	1.50	1.75	1.80
	100 to 1,000	1.00	1.30	1.40	1.50
	2,200 to 6,800	1.00	1.05	1.08	1.08

The endurance of capacitors is reduced with internal heating produced by ripple current at the rate of halving the lifetime with every 5°C rise. When long life performance is required in actual use, the rms ripple current has to be reduced.

**◆ PART NUMBERING SYSTEM**



Please refer to "Product code guide (surface mount type)"

◆STANDARD RATINGS

□ is not solvent resistant.

WV (V <sub>dc</sub> )	Cap (μF)	Size code	tan δ	Rated ripple current (mA <sub>rms</sub> /105°C, 120Hz)	Part No.	WV (V <sub>dc</sub> )	Cap (μF)	Size code	tan δ	Rated ripple current (mA <sub>rms</sub> /105°C, 120Hz)	Part No.	
6.3	22	D55	0.30	22	EMVE6R3ARA220MD55G	35	4.7	D55	0.14	16	EMVE350ARA4R7MD55G	
	33	E55	0.30	34	EMVE6R3ARA330ME55G		10	E55	0.14	27	EMVE350ARA100ME55G	
	47	E55	0.30	38	EMVE6R3ARA470ME55G		22	F55	0.14	44	EMVE350ARA220MF55G	
	100	F55	0.30	69	EMVE6R3ARA101MF55G		47	F80	0.16	80	EMVE350□RA470MF80G	
	220	F80	0.45	120	EMVE6R3□RA221MF80G		100	F80	0.16	100	EMVE350□RA101MF80G	
	330	HA0	0.40	290	EMVE6R3□RA331MHA0G		150	HA0	0.16	260	EMVE350□RA151MHA0G	
	470	HA0	0.45	320	EMVE6R3□RA471MHA0G		220	JA0	0.16	375	EMVE350□RA221MJA0G	
	680	HA0	0.45	340	EMVE6R3□RA681MHA0G		330	JA0	0.16	450	EMVE350□RA331MJA0G	
	1,000	JA0	0.40	410	EMVE6R3□RA102MJA0G		470	KE0	0.22	520	EMVE350□RA471MKE0S	
	1,500	JA0	0.45	550	EMVE6R3□RA152MJA0G		470	LH0	0.22	650	EMVE350□RA471MLH0S	
	2,200	KE0	0.40	680	EMVE6R3□RA222MKE0S		1,000	LH0	0.22	750	EMVE350□RA102MLH0S	
	2,200	LH0	0.40	840	EMVE6R3□RA222MLH0S		1,000	MH0	0.22	1,000	EMVE350□RA102MMH0S	
	3,300	KG5	0.42	850	EMVE6R3□RA332MKG5S		2,200	MN0	0.24	1,450	EMVE350□RA222MMN0S	
	3,300	MH0	0.42	1,000	EMVE6R3□RA332MMH0S		50	1.0	D55	0.12	8.0	EMVE500ARA1R0MD55G
	4,700	LN0	0.44	1,200	EMVE6R3□RA472MLN0S			2.2	D55	0.12	12	EMVE500ARA2R2MD55G
4,700	MH0	0.44	1,200	EMVE6R3□RA472MMH0S	3.3	D55		0.12	15	EMVE500ARA3R3MD55G		
6,800	LN0	0.48	1,200	EMVE6R3□RA682MLN0S	4.7	E55		0.12	20	EMVE500ARA4R7ME55G		
6,800	MN0	0.48	1,350	EMVE6R3□RA682MMN0S	10	F55		0.12	32	EMVE500ARA100MF55G		
10	22	E55	0.24	30	EMVE100ARA220ME55G	33		F80	0.14	65	EMVE500□RA330MF80G	
	33	E55	0.24	34	EMVE100ARA330ME55G	47		F80	0.14	80	EMVE500□RA470MF80G	
	47	F55	0.24	48	EMVE100ARA470MF55G	100		HA0	0.14	230	EMVE500□RA101MHA0G	
	100	F55	0.30	69	EMVE100ARA101MF55G	220		JA0	0.14	375	EMVE500□RA221MJA0G	
	150	F80	0.35	100	EMVE100□RA151MF80G	330		KE0	0.18	500	EMVE500□RA331MKE0S	
	220	F80	0.35	120	EMVE100□RA221MF80G	330		LH0	0.18	600	EMVE500□RA331MLH0S	
	330	HA0	0.35	290	EMVE100□RA331MHA0G	470		LH0	0.18	700	EMVE500□RA471MLH0S	
	470	HA0	0.35	320	EMVE100□RA471MHA0G	470		MH0	0.18	750	EMVE500□RA471MMH0S	
	1,000	JA0	0.35	410	EMVE100□RA102MJA0G	1,000		MN0	0.18	1,200	EMVE500□RA102MMN0S	
	2,200	KG5	0.36	750	EMVE100□RA222MKG5S	63		1.0	D55	0.12	8.0	EMVE630ARA1R0MD55G
	2,200	LH0	0.36	850	EMVE100□RA222MLH0S		2.2	D55	0.12	12	EMVE630ARA2R2MD55G	
	3,300	LH0	0.38	1,000	EMVE100□RA332MLH0S		3.3	E55	0.12	17	EMVE630ARA3R3ME55G	
	3,300	MH0	0.38	1,100	EMVE100□RA332MMH0S		4.7	F55	0.12	22	EMVE630ARA4R7MF55G	
	4,700	LN0	0.40	1,300	EMVE100□RA472MLN0S		10	F55	0.12	32	EMVE630ARA100MF55G	
	4,700	MN0	0.40	1,350	EMVE100□RA472MMN0S		22	F80	0.12	58	EMVE630□RA220MF80G	
16	10	D55	0.20	17	EMVE160ARA100MD55G		33	HA0	0.12	140	EMVE630□RA330MHA0G	
	22	E55	0.20	30	EMVE160ARA220ME55G		47	HA0	0.12	170	EMVE630□RA470MHA0G	
	33	F55	0.20	45	EMVE160ARA330MF55G		100	JA0	0.12	310	EMVE630□RA101MJA0G	
	47	F55	0.20	48	EMVE160ARA470MF55G		220	KE0	0.14	470	EMVE630□RA221MKE0S	
	100	F55	0.26	69	EMVE160ARA101MF55G		220	LH0	0.14	560	EMVE630□RA221MLH0S	
	150	F80	0.28	100	EMVE160□RA151MF80G		330	LH0	0.14	700	EMVE630□RA331MLH0S	
	220	F80	0.28	120	EMVE160□RA221MF80G		330	MH0	0.14	750	EMVE630□RA331MMH0S	
	330	HA0	0.28	290	EMVE160□RA331MHA0G		470	LN0	0.14	900	EMVE630□RA471MLN0S	
	470	HA0	0.28	320	EMVE160□RA471MHA0G		470	MH0	0.14	900	EMVE630□RA471MMH0S	
	680	JA0	0.28	470	EMVE160□RA681MJA0G	100	22	HA0	0.12	100	EMVE101□RA220MHA0G	
	1,000	KE0	0.30	550	EMVE160□RA102MKE0S		33	JA0	0.12	150	EMVE101□RA330MJA0G	
	1,000	LH0	0.30	650	EMVE160□RA102MLH0S		47	KE0	0.10	250	EMVE101□RA470MKE0S	
	2,200	LH0	0.32	950	EMVE160□RA222MLH0S		68	KE0	0.10	300	EMVE101□RA680MKE0S	
	2,200	MH0	0.32	1,000	EMVE160□RA222MMH0S		100	KE0	0.10	380	EMVE101□RA101MKE0S	
	3,300	LN0	0.34	1,200	EMVE160□RA332MLN0S		100	LH0	0.10	450	EMVE101□RA101MLH0S	
3,300	MH0	0.34	1,200	EMVE160□RA332MMH0S	220		LN0	0.10	750	EMVE101□RA221MLN0S		
25	10	E55	0.16	27	EMVE250ARA100ME55G		220	MH0	0.10	750	EMVE101□RA221MMH0S	
	22	F55	0.16	44	EMVE250ARA220MF55G		330	MN0	0.10	980	EMVE101□RA331MMN0S	
	33	F55	0.16	50	EMVE250ARA330MF55G							
	47	F55	0.16	60	EMVE250ARA470MF55G							
	100	F80	0.18	100	EMVE250□RA101MF80G							
	150	HA0	0.18	240	EMVE250□RA151MHA0G							
	220	HA0	0.18	320	EMVE250□RA221MHA0G							
	330	JA0	0.16	450	EMVE250□RA331MJA0G							
	470	JA0	0.18	490	EMVE250□RA471MJA0G							
	1,000	LH0	0.26	820	EMVE250□RA102MLH0S							
	1,000	MH0	0.26	880	EMVE250□RA102MMH0S							
	2,200	LN0	0.28	1,250	EMVE250□RA222MLN0S							
	2,200	MN0	0.28	1,300	EMVE250□RA222MMN0S							

□ : Enter the appropriate terminal code.

## X-ON Electronics

Largest Supplier of Electrical and Electronic Components

*Click to view similar products for [Aluminium Electrolytic Capacitors - SMD category](#):*

*Click to view products by [Nippon Chemi-Con manufacturer](#):*

Other Similar products are found below :

[ULV2H4R7MNL1GS](#) [ULV2H1R8MNL1GS](#) [MAL214099813E3](#) [CA025M4R70REB-0405](#) [HUB1800-S](#) [UCX1V471MNQ1MS](#) [10SVP120M](#)  
[DV100M050C055ETR](#) [RVJ-50V101MH10U-R](#) [AEH1012471M016R](#) [MAL213967339E3](#) [GVT1C337M0608CNVC](#) [ATB106M050D058](#)  
[ATB476M050F065](#) [ATB476M035E058](#) [ATB107M016E058](#) [ATB107M035E077](#) [EMVE350ARA101MF80G](#) [EMHL250ARA221MHA0G](#)  
[ATB477M016F102](#) [EMK1EM331FB0D00R](#) [EMF1CM221FB0D00R](#) [EMF1CM331FB0D00R](#) [EMF1CM471FB0D00R](#)  
[EMK1JM101GB0D00R](#) [EMK1AM102GB0D00R](#) [EMK1HM221GB0D00R](#) [DV221M6R3E055ETR](#) [DV221M025E077ETR](#)  
[RV331M025F105ETR](#) [RVT1A101M0505](#) [GVZ1H101M0607](#) [CK1E100M0405](#) [GVM1E331M0607](#) [VT10UF100V167RV0127](#)  
[VT100UF16V167RV0124](#) [CS100UF35V167RV0155](#) [CK220UF16V167RV0142](#) [VT10UF16V167RV0128](#) [VT22UF35V167RV0131](#)  
[CS470UF10V167RV0150](#) [CK100UF16V167RV0138](#) [CK220UF10V167RV0141](#) [RVT330UF25V167RV0055](#) [CS47UF16V167RV0152](#)  
[VT470UF16V167RV0135](#) [CS100UF10V167RV0144](#) [126RV0017](#) [VT47UF35V167RV0137](#) [CS220UF35V167RV0148](#)