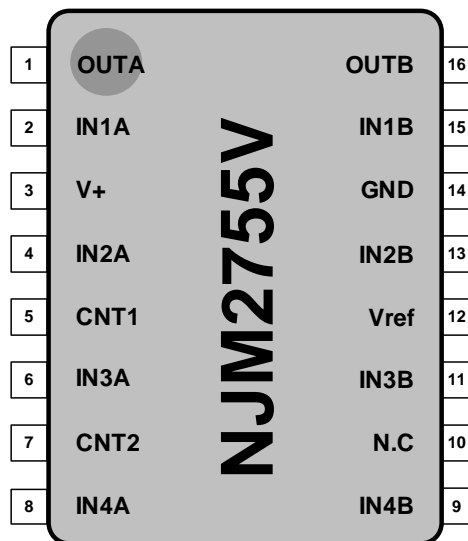


■ PIN CONFIGURATIONS
NJM2755 SSOP16

SSOP16

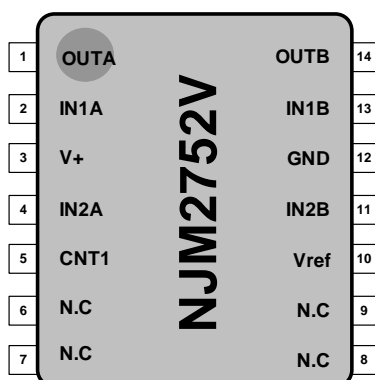


PIN.No.	SYMBOL	FUNCTION	PIN.No.	SYMBOL	FUNCTION
1	OUTA	Ach Output Terminal	9	IN4B	Bch Input Terminal4
2	IN1A	Ach Input Terminal1	10	N.C	No Connection
3	V+	Power Supply Terminal	11	IN3B	Bch Input Terminal3
4	IN2A	Ach Input Terminal2	12	Vref	Reference Terminal
5	CNT1	Control Switch Terminal1	13	IN2B	Bch Input Terminal2
6	IN3A	Ach Input Terminal3	14	GND	GND Terminal
7	CNT2	Control Switch Terminal2	15	IN1B	Bch Input Terminal1
8	IN4A	Ach Input Terminal4	16	OUTB	Bch Output Terminal

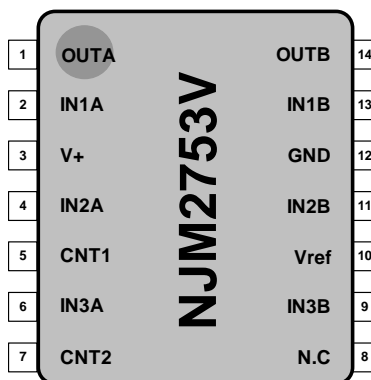
[Reference]

The NJM2755 contains compatibility with NJM2752 (2in-1out SW), NJM2753 (3in-1out SW).

NJM2752



NJM2753



■ ABSOLUTE MAXIMUM RATINGS (Ta=25°C)

PARAMETER	SYMBOL	RATING	UNIT
Supply Voltage	V ⁺	12	V
Power Dissipation	P _D	SSOP16 490 ¹⁾ 630 ²⁾ <small>NOTE 1): EIA/JEDEC STANDARD Test board (76.2x114.3x1.6mm, 2layer, FR-4) mounting 2): EIA/JEDEC STANDARD Test board (76.2x114.3x1.6mm, 4layer, FR-4) mounting</small>	mW
Operating Temperature Range	T _{OPR}	-40 to +85	°C
Storage Temperature Range	T _{STR}	-40 to +150	°C

■ ELECTRICAL CHARACTERISTICS (Ta=25°C, V⁺=9V)

PARAMETER	SYMBOL	TEST CONDITION	MIN.	TYP.	MAX.	UNIT
Operating Voltage	V ⁺		4.7	9.0	10	V
Supply Current	I _{CC}	No Signal	-	10	15	mA
Reference Voltage	V _{REF}		-	4.5	-	V
Voltage Gain	G _V	V _{in} =1V _{rms} , f=1kHz	-1	0	1	dB
Total Harmonic Distortion	THD+N	V _{in} =1V _{rms} , f=1kHz	-	0.0009	0.03	%
Output Noise Voltage	V _{NO}	A-Weighted	-	-114 (2)	-100 (10)	dBV (μV _{rms})
Maximum Output Voltage	V _{OM}	f=1kHz, THD=1%	6 (2.0)	8 (2.5)	-	dBV (V _{rms})
Cross Talk	CT	V _{in} =1V _{rms} , f=1kHz, A-Weighted	70	100	-	dB
Channel Separation	CS	V _{in} =1V _{rms} , f=1kHz, A-Weighted	80	110	-	dB
Switch-ON Voltage Level	V _{CH}		2.4	-	-	V
Switch-OFF Voltage Level	V _{CL}		-	-	0.5	V
Input Impedance	R _{IN}		-	100	-	kΩ
Output Impedance	R _{OUT}		-	45	-	Ω

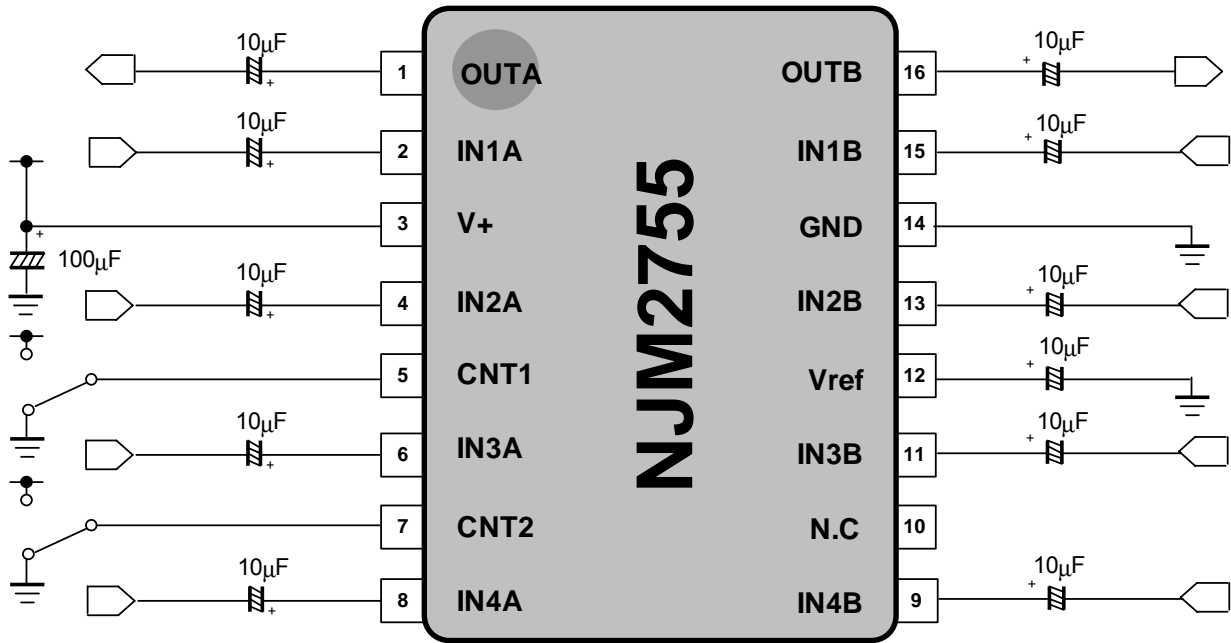
■ SWITCH CONTROL LOGIC

CNT2	CNT1	INPUT SELECTOR Ach / Bch
L	L	1
L	H	2
H	L	3
H	H	4

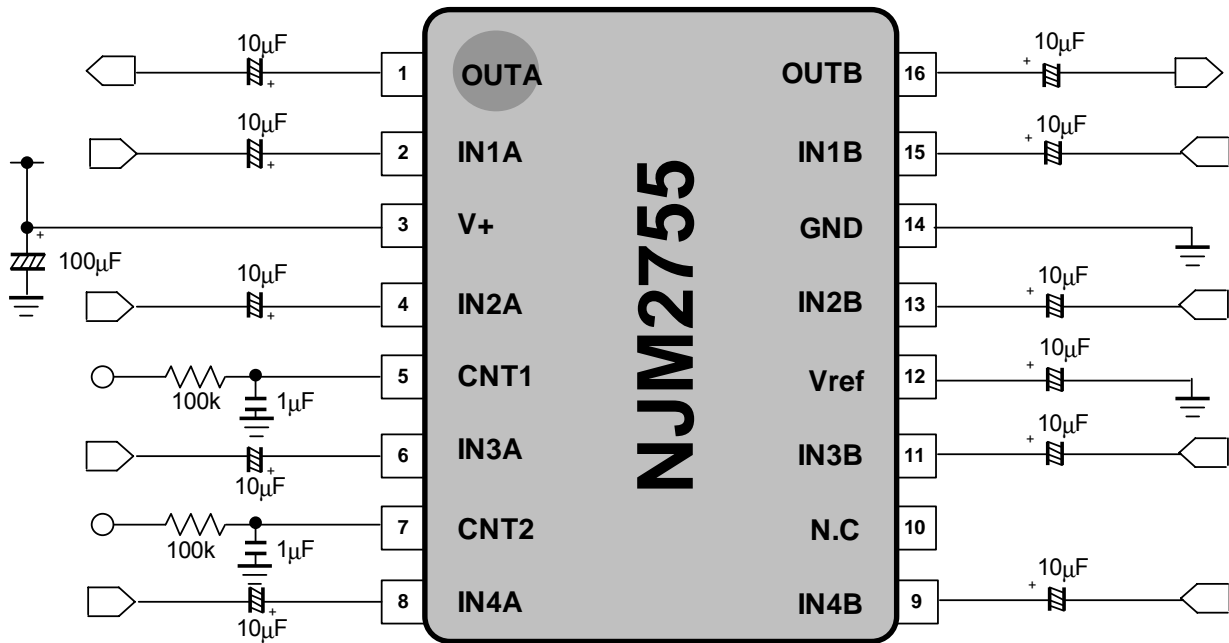
■ TERMINAL DESCRIPTION

PIN No.	SYMBOL	FUNCTION	EQUIVALENT CIRCUIT	TERMINAL VOLTAGE
2 4 6 8 9 11 13 15	IN1A IN2A IN3A IN4A IN4B IN3B IN2B IN1B	Ach Input Terminal1 Ach Input Terminal2 Ach Input Terminal3 Ach Input Terminal4 Bch Input Terminal4 Bch Input Terminal3 Bch Input Terminal2 Bch Input Terminal1		V+/2
5 7	CNT1 CNT2	Control Switch Terminal1 Control Switch Terminal2		0V (GND)
1 14	OUTA OUTB	Ach Output Terminal Bch Output Terminal		V+/2
10	Vref	Reference Terminal		V+/2
3 12	V+ GND	Power Supply Terminal GND Terminal		V+ 0V

MEASUREMENT CIRCUIT



■ APPLICATION CIRCUIT

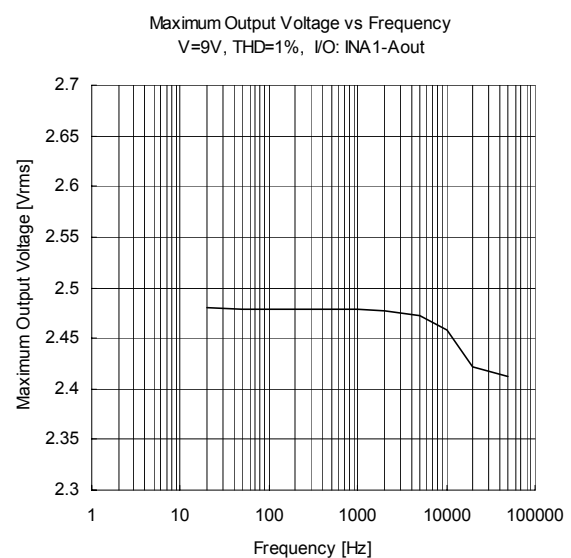
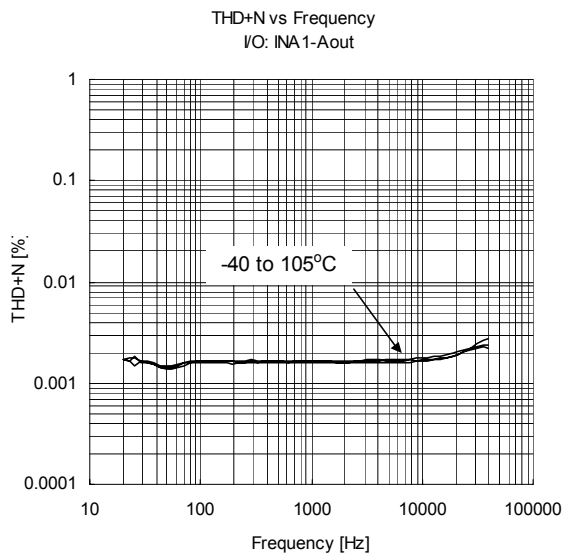
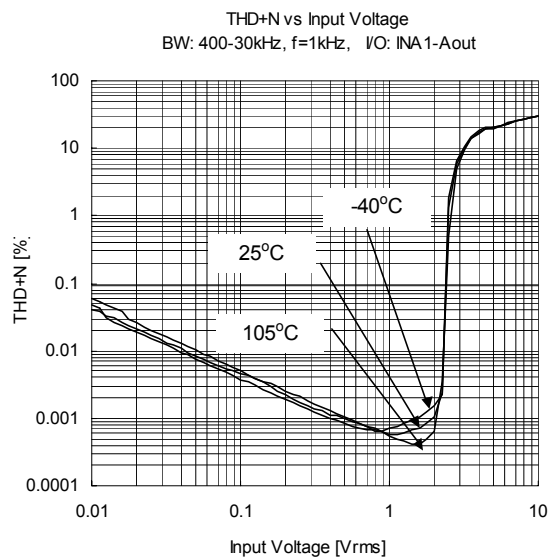
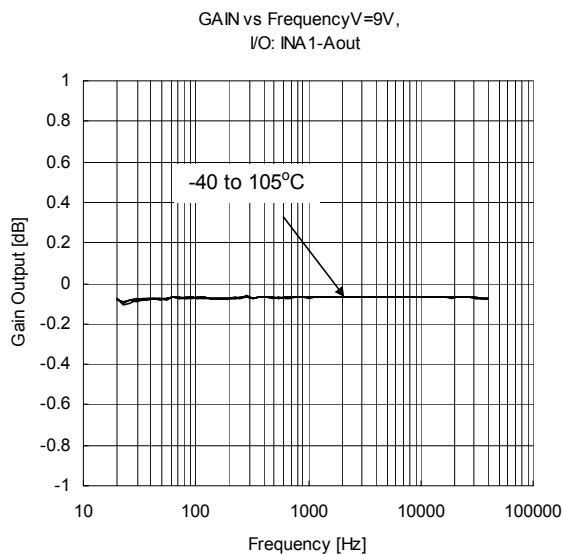
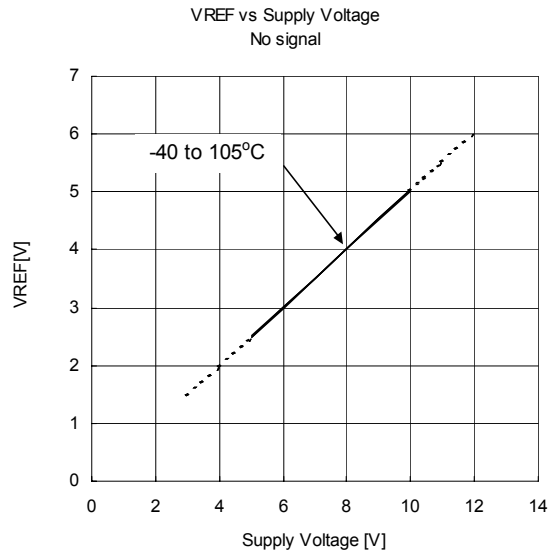
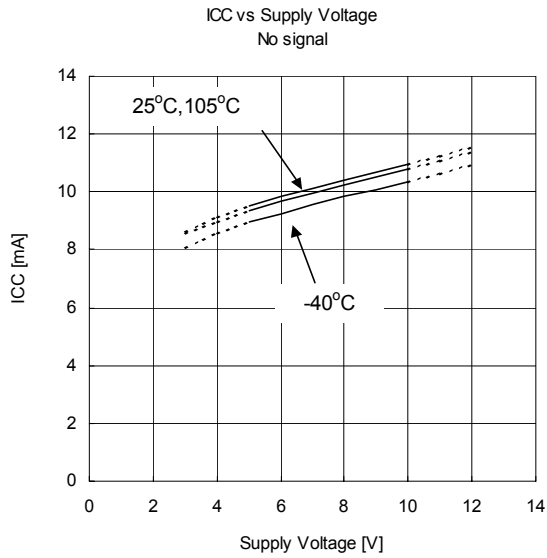


Application note:

Resistor(100k) and capacitor(1µF) connected to CNT1 are added to reduce pop-noise.

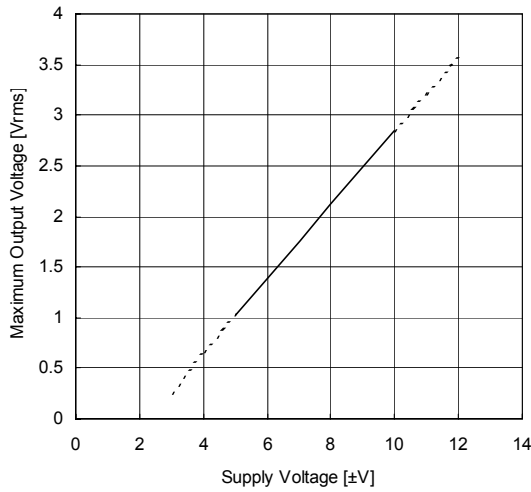
The value of input capacitor connected to IN1A and IN2A depends on cut-off frequency(calculated by $f_c = 1/2\pi RC$) you need. R(input impedance)=100kΩ.

TYPICAL CHARACTERISTICS

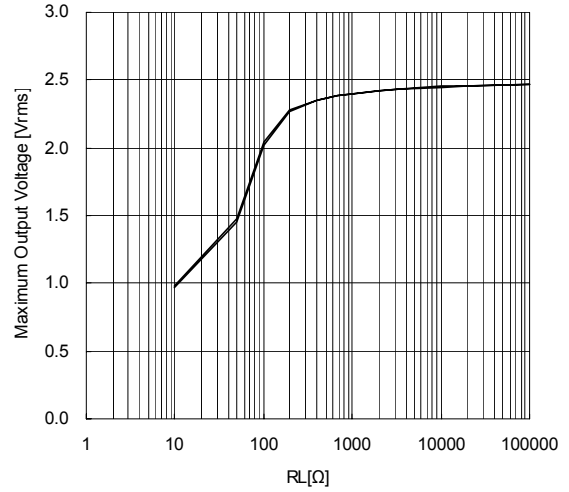


TYPICAL CHARACTERISTICS

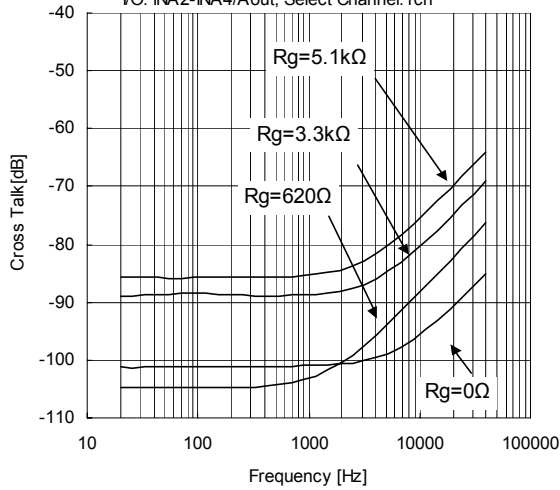
Maximum Output Voltage vs Supply Voltage
THD=1%, I/O: INA1-1Aout



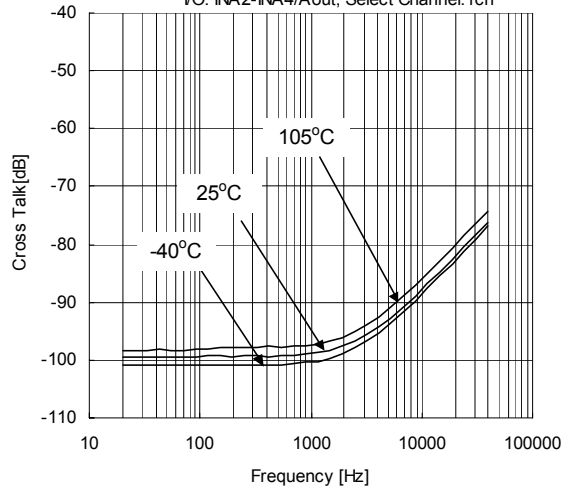
Maximum Output Voltage vs Load Resistance
V=9V, THD=1%, f=1kHz, I/O: INA1-Aout / INB1-Bout



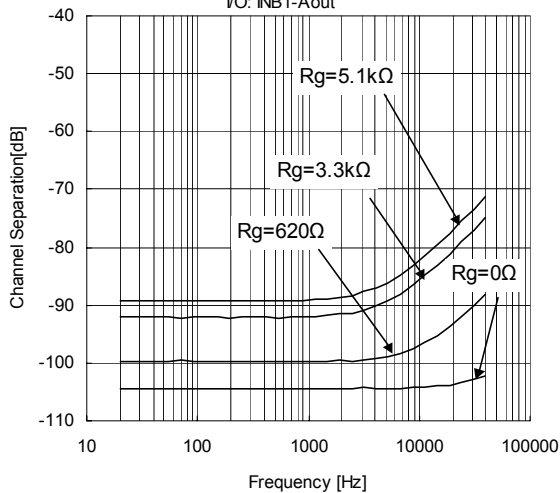
Cross Talk vs Frequency
V=9V, Vin=1Vrms, BW:10-80kHz,
I/O: INA2-INA4/Aout, Select Channel:1ch



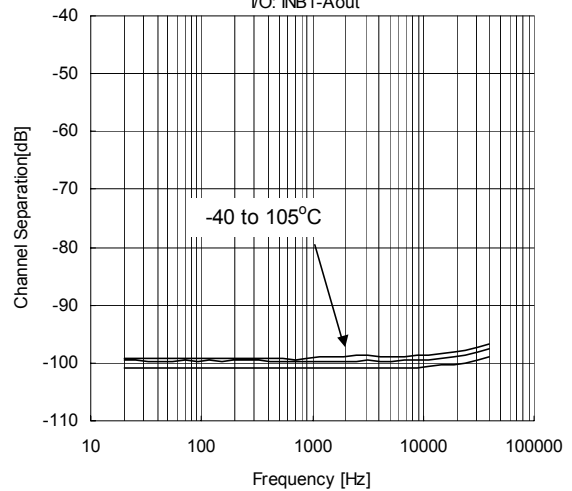
Cross Talk vs Frequency
V=9V, Vin=1Vrms, BW:10-80kHz,
I/O: INA2-INA4/Aout, Select Channel:1ch



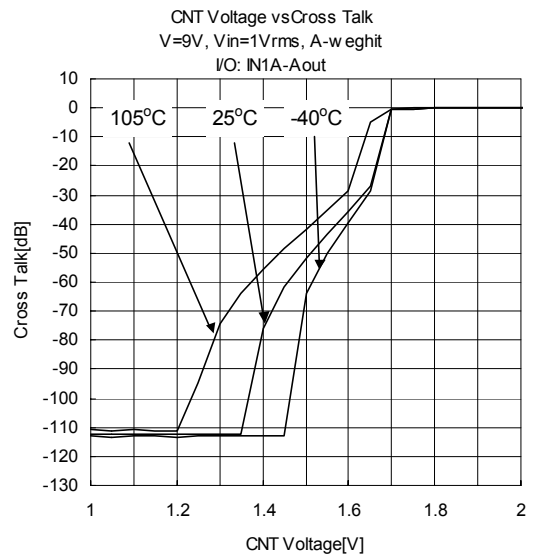
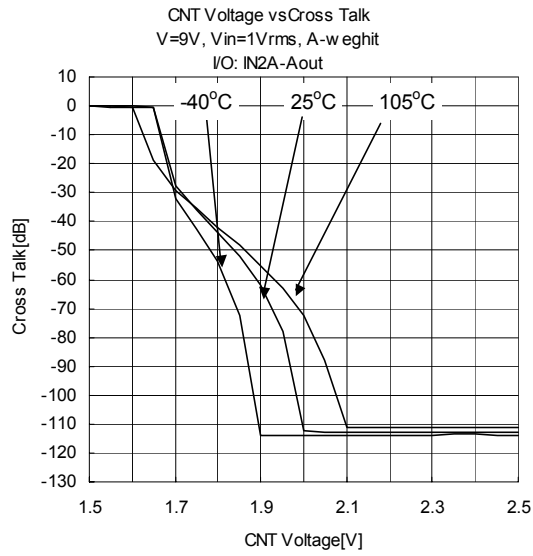
Channel Separation vs Frequency
V=9V, Vin=1Vrms, BW:10-80kHz,
I/O: INB1-Aout



Channel Separation vs Frequency
V=9V, Vin=1Vrms, BW:10-80kHz,
I/O: INB1-Aout



■ TYPICAL CHARACTERISTICS



[CAUTION]

The specifications on this databook are only given for information, without any guarantee as regards either mistakes or omissions. The application circuits in this databook are described only to show representative usages of the product and not intended for the guarantee or permission of any right including the industrial rights.

X-ON Electronics

Largest Supplier of Electrical and Electronic Components

Click to view similar products for [Audio Transmitters, Receivers, Transceivers](#) category:

Click to view products by [Nisshinbo](#) manufacturer:

Other Similar products are found below :

[ADF7024BCPZ-RL](#) [AD2427KCPZ](#) [AD2420WCCPZ01](#) [AD2429WCCPZ01](#) [AD2429BCPZ](#) [AD2429KCPZ](#) [AD2426BCPZ](#) [AD2420BCPZ](#)
[AD2426KCPZ](#) [AD2420KCPZ](#) [ADF7024BCPZ](#) [ADZS-AD2428MINI](#) [CS8416-CSZ](#) [WM8805GEDS/V](#) [CS8406-CZZR](#) [CS8416-CZZ](#)
[CS8406-CSZ](#) [WM8805GEDS/RV](#) [STA120DJ](#) [DIR9001PW](#) [DIR9001PWR](#) [DIT4096IPW](#) [INA1651IPW](#) [PCM9211PTR](#) [INA1650IPWR](#)
[INA1650IPW](#) [INA1650QPWRQ1](#) [AD2426WCCSZ](#) [AD2426WCCSZ01](#) [DIR9001IPWQ1](#) [DIX4192IPFB](#) [DIX4192IPFBRQ1](#) [INA1651IPWR](#)
[INA2134PA](#)