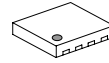


Single-phase DC Brushless Motor Driver IC

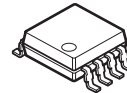
■ GENERAL DESCRIPTION

The NJU7325 is a dual power amplifier designed for small actuator applications. It incorporates MOS-FET transistor in the output stage which can offer a low saturation output voltage in high current operation. The NJU7325 is available in small and thin surface mount packages MSOP8 (VSP8), MSOP8 (TVSP8) and ESON8-V1, which provides downsizing and thinning in motor applications.

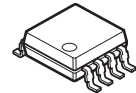
■ PACKAGE OUTLINE



NJU7325KV1
(DFN8-V1(ESON8-V1))



NJU7325R
(MSOP8(VSP8))



NJU7325RB1
(MSOP8(TVSP8))

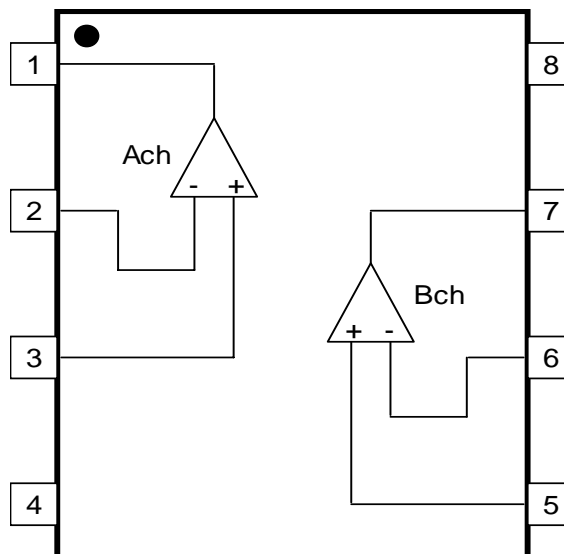
■ FEATURES

- Single Supply
- Operating Voltage $V_{DD}=2.4$ to $5.5V$
- Low Operating Current
- Low Saturation Output Voltage $V_{sat}=\pm 0.35V$ @ $I_o=\pm 250mA$
- CMOS Technology
- Package Outline

MSOP8 (VSP8)*, MSOP8 (TVSP8)**, DFN8-V1(ESON8-V1)

*MEET JEDEC MO-187-DA, **MEET JEDEC MO-187-DA/ THIN TYPE

■ BLOCK DIAGRAM



NJU7325

■ ABSOLUTE MAXIMUM RATINGS

(Ta=25°C)

PARAMETER	SYMBOL	RATINGS	UNIT	NOTE
Supply Voltage	V _{DD}	+7	V	-
Input Voltage	V _{id}	-0.3 to V _{DD} +0.3	V	-
Operating Temperature	T _{opr}	-40 to +85	°C	-
Storage Temperature	T _{stg}	-50 to +150	°C	-
Power Dissipation (MSOP8(VSP8/TVSP8))	P _D	400	mW	Device itself
Power Dissipation (DFN8-V1(ESON8-V1))	P _D	520	mW	(*1) Mounted on 2-Layers Board
		1100	mW	(*2) Mounted on 4-Layers Board

(*1): Mounted on glass epoxy board based on EIA/JEDEC. (101.5×114.5×1.6mm: 2-Layers)

(*2): Mounted on glass epoxy board based on EIA/JEDEC.

(101.5×114.5×1.6mm: 4-Layers Internal foil area: 99.5×99.5mm)

■ ELECTRICAL CHARACTERISTICS

(V_{DD}=5V, V_{SS}=0V, f=1kHz, Ta=25°C)

PARAMETER	SYMBOL	TEST CONDITION	MIN.	TYP.	MAX.	UNIT
Operating Voltage Range	V _{DD}		2.4	5.0	5.5	V
Quiescent Current	I _{DD}	No Load Condition, Voltage Follower, V _o =2.5V, per 1ch	-	3.0	4.0	mA
Input Offset Voltage	V _{IO}		-15	-	+15	mV
Input Offset Current	I _{IO}		-	10	-	pA
Input Bias Current	I _{IB}		-	10	-	pA
Input Impedance	R _{IN}		-	10 ¹²	-	Ω
Input Common Mode Voltage Range	V _{ICM}		0.4 to 4.0	-	-	V
Maximum Output Voltage Range	V _{OM}	I _o = +250mA	4.55	4.65	-	V
		I _o = -250mA	-	0.35	0.45	V
Large Signal Voltage Gain	A _V		55	-	-	dB
Common Mode Rejection Ratio	CMRR	V _{OVF} =0.4 to 4.0V	53	-	-	dB
Supply Voltage Rejection Ratio	PSRR	V _{DD} =4.5 to 5.5V	55	-	-	dB
Unity Gain Bandwidth	F _T	C _L =10pF, Open Loop	-	1.5	-	MHz
Slew Rate	SR	Voltage Follower, R _L =16.5Ω	-	1	-	V/us

(*3): Oscillation margin of NJU7325 will be narrow if the application features light load current and low gain.

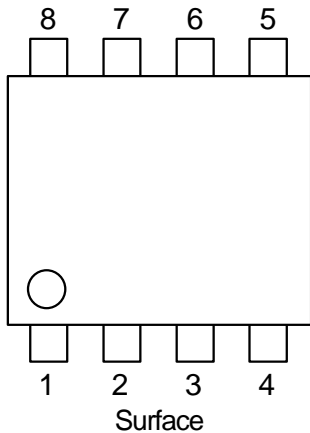
(ex. Voltage Follower).

Maintain the value of stray capacitance at the output terminal with less than 100pF to prevent the oscillation.

(*4): Place decoupling-capacitor near V_{SS} and V_{DD} pins.

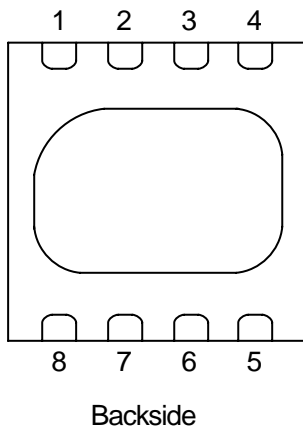
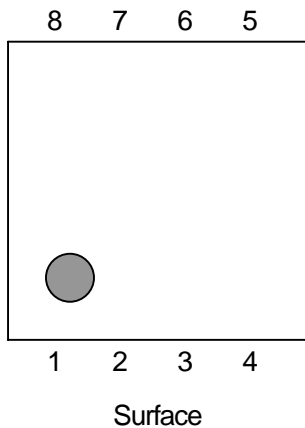
PIN CONFIGURATION

- MSOP8 (VSP8/TVSP8)



- 1: A OUTPUT
- 2: A - INPUT
- 3: A+ INPUT
- 4: V_{SS}
- 5: B+ INPUT
- 6: B - INPUT
- 7: B OUTPUT
- 8: V_{DD}

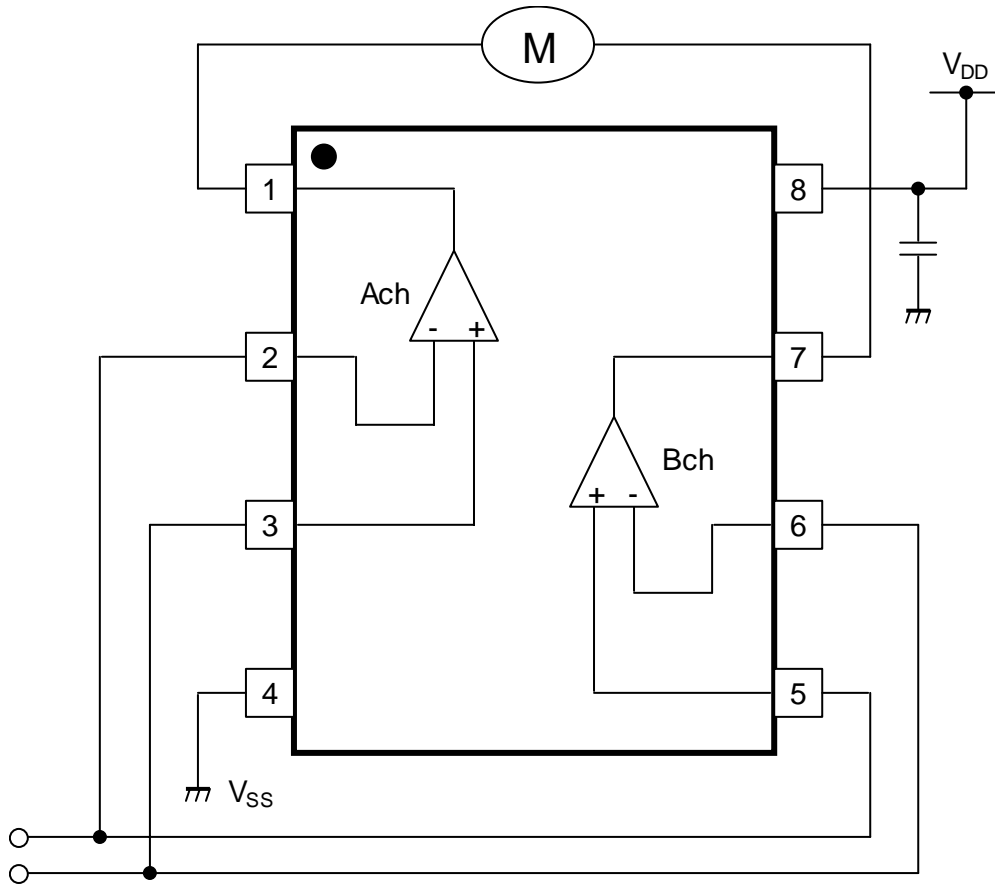
- DFN8-V1(ESON8-V1)



- 1: A OUTPUT
- 2: A - INPUT
- 3: A+ INPUT
- 4: V_{SS}
- 5: B+ INPUT
- 6: B - INPUT
- 7: B OUTPUT
- 8: V_{DD}

(*5): The PAD in the center part on the back is connected with the internal V_{DD} , therefore it is open or connects to V_{DD} .

APPLICATION CIRCUIT



[CAUTION]
The specifications on this databook are only given for information, without any guarantee as regards either mistakes or omissions. The application circuits in this databook are described only to show representative usages of the product and not intended for the guarantee or permission of any right including the industrial rights.

X-ON Electronics

Largest Supplier of Electrical and Electronic Components

Click to view similar products for [Motor/Motion/Ignition Controllers & Drivers](#) category:

Click to view products by [Nisshinbo](#) manufacturer:

Other Similar products are found below :

[FSB50550TB2](#) [FSBF15CH60BTH](#) [MSVCPM2-63-12](#) [MSVGW45-14-2](#) [MSVGW54-14-3](#) [MSVGW54-14-5](#) [NTE7043](#) [LA6565VR-TLM-E](#)
[LB11650-E](#) [LB1837M-TLM-E](#) [LB1845DAZ-XE](#) [LC898300XA-MH](#) [SS30-TE-L-E](#) [26700](#) [LV8281VR-TLM-H](#) [BA5839FP-E2](#) [IRAM236-1067A](#) [LA6584JA-AH](#) [LB11847L-E](#) [NCV70501DW002R2G](#) [AH293-PL-B](#) [STK672-630CN-E](#) [TND315S-TL-2H](#) [FNA23060](#) [FSB50250AB](#)
[FNA41060](#) [MSVB54](#) [MSVBTC50E](#) [MSVCPM3-54-12](#) [MSVCPM3-63-12](#) [MSVCPM4-63-12](#) [MSVTA120](#) [FSB50550AB](#)
[NCV70501DW002G](#) [LC898301XA-MH](#) [LV8413GP-TE-L-E](#) [MSVGW45-14-3](#) [MSVGW45-14-4](#) [MSVGW45-14-5](#) [MSVGW54-14-4](#)
[STK984-091A-E](#) [MP6519GQ-Z](#) [LB11651-E](#) [IRSM515-025DA4](#) [LV8127T-TLM-H](#) [MC33812EKR2](#) [NCP81382MNTXG](#) [TDA21801](#)
[LB11851FA-BH](#) [NCV70627DQ001R2G](#)