

HEADPHONE AMPLIFIER for CD-ROM

GENERAL DESCRIPTION

The **NJM2769B** is a headphone amplifier designed for CD-ROM.

It includes 6dB closed loop gain and mute circuit, requires few external component.

The **NJM2769B** realizes very low turn-noise at mute mode. It is suitable for CD-ROM, and other general audio headphone amplifier application.

PACKAGE OUTLINE



NJM2769BM
(DMP8)



NJM2769BRB1
MSOP8(TVSP8)

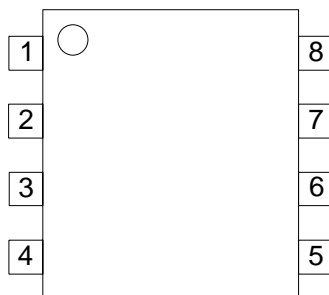
FEATURES

- Operating Voltage 2.8 to 5.5V
- Operating Current 2mA typ. at $V^+ = 5V$
- Fixed Gain 6dB typ.
- Stereo Headphone Output
- Internal Mute Circuit
- Bipolar Technology
- Package Outline

DMP8
MSOP8(TVSP8)*

*MEET JEDEC MO-187-DA / THIN TYPE

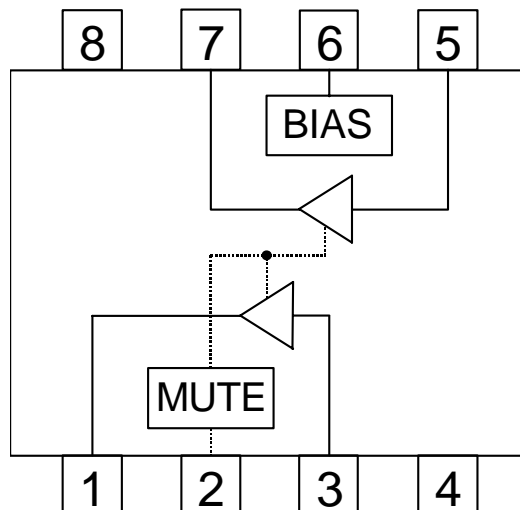
PIN CONFIGURATION



PIN FUNCTION

- 1.OUT1
- 2.MUTE
- 3.IN1
- 4.GND
- 5.IN2
- 6.BIAS
- 7.OUT2
- 8. V^+

BLOCK DIAGRAM



NJM2769B

■ ABSOLUTE MAXIMUM RATINGS (Ta=25°C)

PARAMETER	SYMBOL	RATINGS	UNIT
Supply Voltage	V ⁺	+7	V
Power Dissipation	P _D	(DMP8) 375 750 (note) (MSOP8(TVSP8))320	mW
Operating Temperature Range	Topr	-40 to +85	°C
Storage Temperature Range	Tstg	-50 to +150	°C

(note) At on PC board

■ ELECTRICAL CHARACTERISTICS (V⁺=5.0V, Vin=-6dBV, f=1kHz, R_L=32Ω, Ta=25°C unless otherwise specified)

PARAMETER	SYMBOL	TEST CONDITIONS	MIN.	TYP.	MAX.	UNIT
Operating Voltage	V ⁺		2.8	5.0	5.5	V
Operating Current	I _{CC}	No Signal	-	2.0	4.0	mA
Reference Voltage	V _{ref}	No Signal	-	2.1	-	V
Closed Loop Gain	G _V		5	6	7	dB
Channel Balance	ΔG _V		-0.5	0	+0.5	dB
Output Power	P _{O1}	R _L =32Ω, THD=0.1%	30	50	-	mW
	P _{O2}	R _L =16Ω, THD=0.1%	40	100	-	mW
Total Harmonic Distortion	THD		-	0.02	0.1	%
Output Noise Voltage	V _{no}	R _g =0Ω, A-Weighted	-	-98 (12.6)	-88 (39.8)	dBV (μV _{rms})
Mute Attenuation	ATT	V _o /V _{in}	-	-80	-70	dB
Channel Separation	CS		65	80	-	dB
Ripple Rejection Ratio	RR	V _{ripple} =-20dBV, R _g =0Ω	-	65	-	dB
Input Voltage H-level	V _{IH}		2.0	-	V ⁺	V
Input Voltage L-level	V _{IL}		0.0	-	0.3	V

■ CONTROL PIN INFORMATION

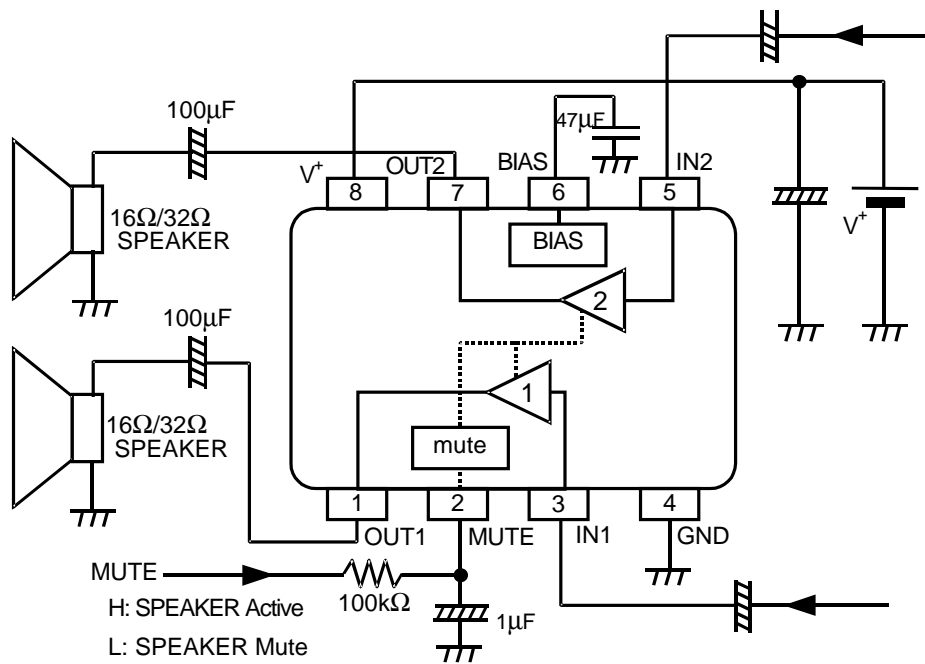
PARAMETER	CONTROL SIGNAL	OPERATING CONDITION
MUTE ON	L	NON-SIGNAL
MUTE OFF	H	OUTPUT SIGNAL

■ TERMINAL DESCRIPTION

PIN NO.	SYMBOL	FUNCTION	EQUIVALENT CIRCUIT	TERMINAL VOLTAGE
1 7	OUT1 OUT2	OUTPUT1 OUTPUT2		$(V^+ - 1V_{BE})/2$
2	MUTE	MUTE CONTROL		-
3 5	IN1 IN2	INPUT1 INPUT2		$(V^+ - 1V_{BE})/2$
6	BIAS	REFERENCE VOLTAGE STABILIZED CAPACITOR CONNECT TERMINAL		$(V^+ - 1V_{BE})/2$

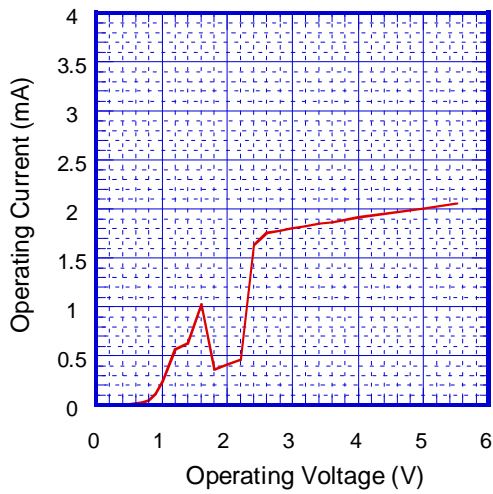
NJM2769B

■ TYPICAL APPLICATION

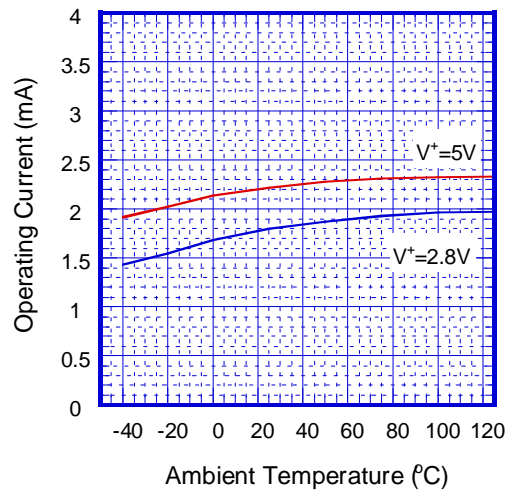


■ TYPICAL CHARACTERISTICS

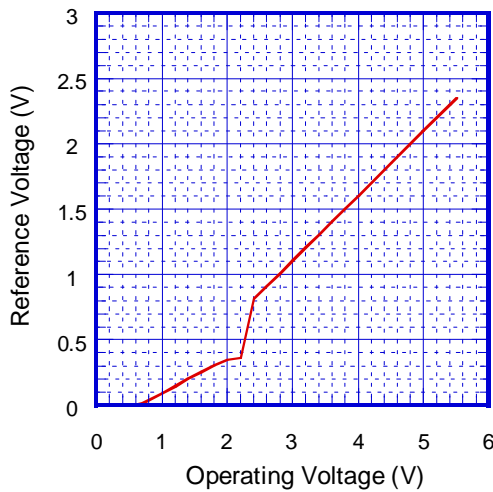
Operating Current vs. Operating Voltage
(MUTE=V+)



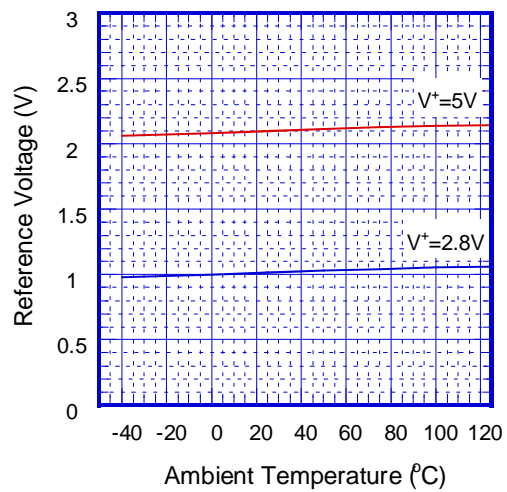
Operating Current vs. Ambient Temperature



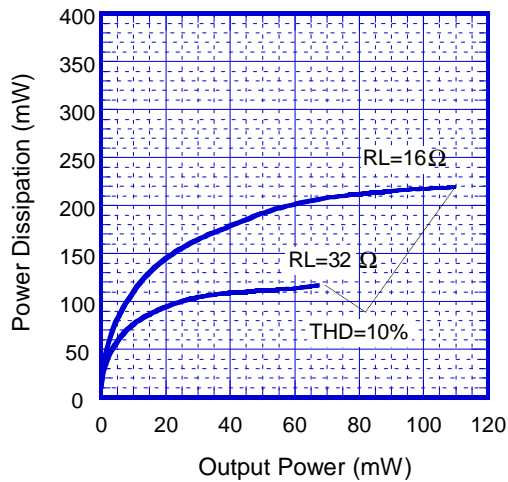
Reference Voltage vs. Operating Voltage



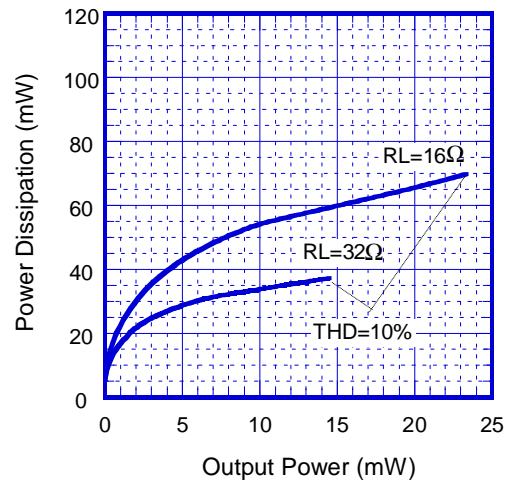
Reference Voltage vs. Ambient Temperature



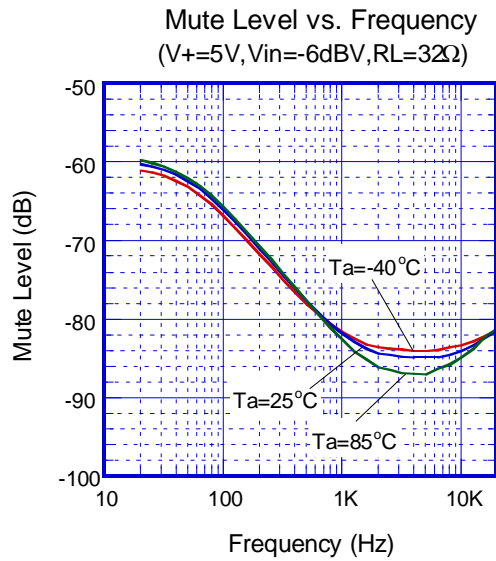
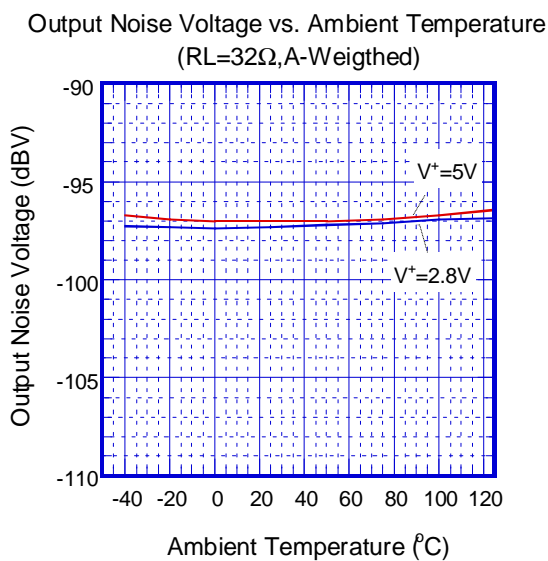
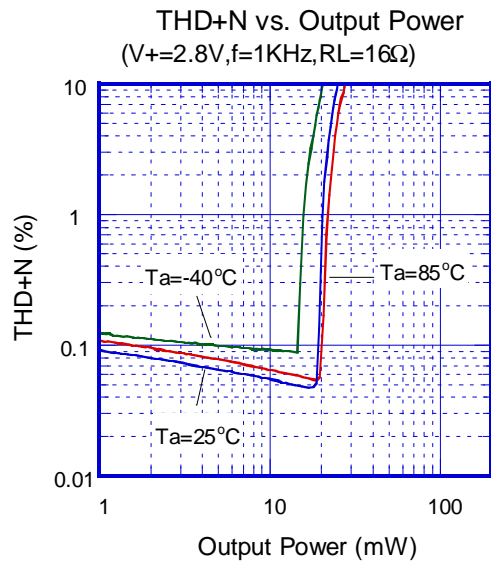
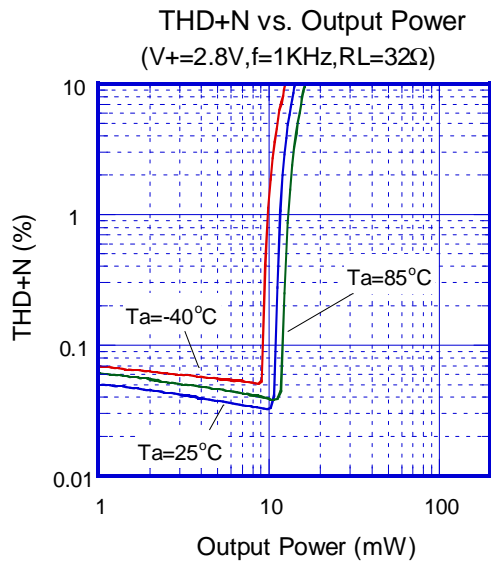
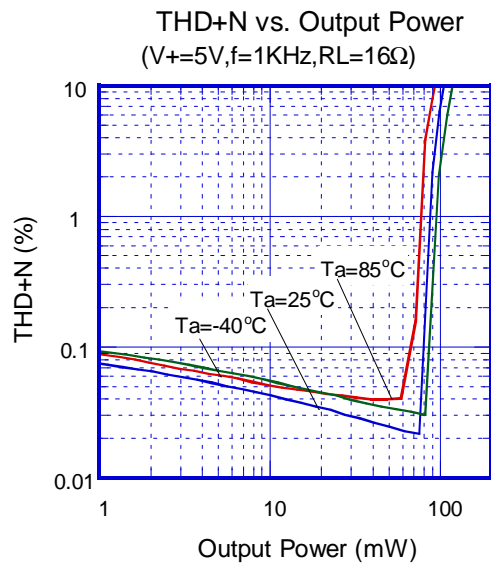
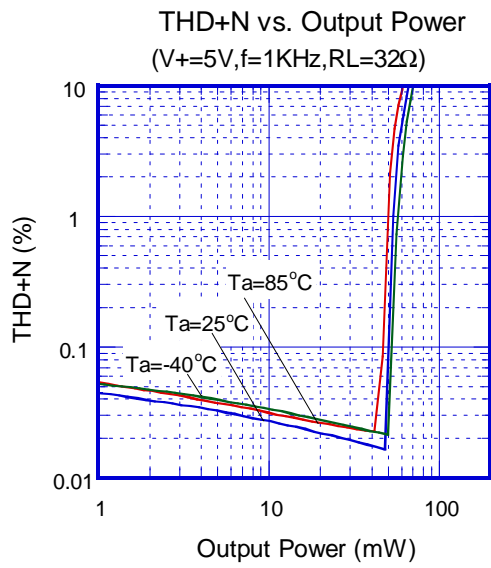
Power Dissipation vs. Output Power
(V+=5V, f=1KHz)



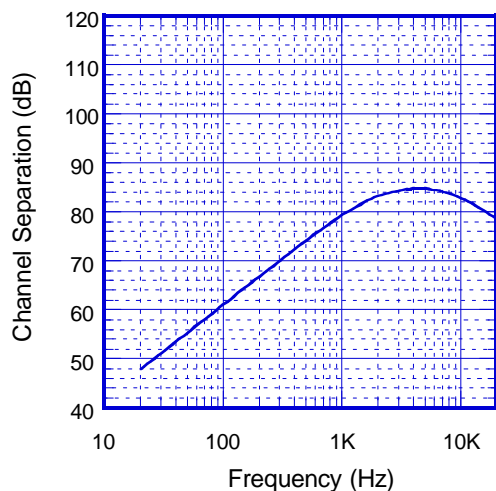
Power Dissipation vs. Output Power
(V+=2.8V, f=1KHz)



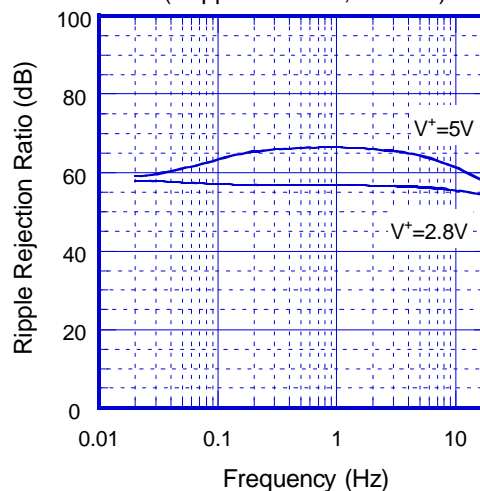
NJM2769B



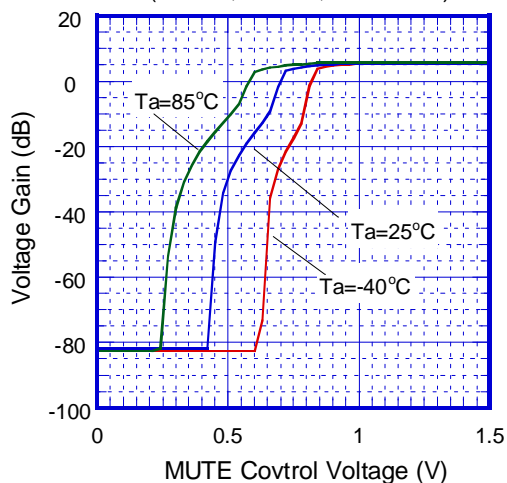
Channel Separation vs. Frequency
($V_+ = 5V, f = 1KHz, R_L = 32\Omega$)



Ripple Rejection Ratio vs. Frequency
($V_{ripple} = -20dBV, R_L = 32\Omega$)



Voltage Gain vs Mute Control Voltage
($V_+ = 5V, f = 1KHz, V_{in} = -6dBV$)



[CAUTION]

The specifications on this databook are only given for information, without any guarantee as regards either mistakes or omissions. The application circuits in this databook are described only to show representative usages of the product and not intended for the guarantee or permission of any right including the industrial rights.

X-ON Electronics

Largest Supplier of Electrical and Electronic Components

Click to view similar products for [Audio Amplifiers](#) category:

Click to view products by [NJR](#) manufacturer:

Other Similar products are found below :

[LV47002P-E](#) [AZ386MTR-E1](#) [NCP2811AFCT1G](#) [NCP2890AFCT2G](#) [NCP2993FCT2G](#) [NJW1194V-TE1](#) [LA4282-E](#) [LA4631VC-XE](#)
[SSM2377ACBZ-R7](#) [TDA7385H](#) [TDA7391LVPDTR](#) [MP7741DQ-LF-P](#) [IS31AP2121-LQLS1](#) [IS31AP4915A-QFLS2-TR](#) [LA74309FA-BH](#)
[480263C](#) [NCP2820FCT2G](#) [STPA001](#) [TDA1591T](#) [TDA7563BH](#) [TDA7718B](#) [LA4425F-E](#) [LA4742-E](#) [TDA7563AH](#) [TDA7850H](#) [STK433-](#)
[070GN-E](#) [SSM2529ACBZ-R7](#) [SSM2518CBZ-R7](#) [MAX9890BEBL+T](#) [MAX98303EWE+T](#) [MAX98358EWL+](#) [MAX98304DEWL+T](#)
[MAX9744ETHT](#) [TS2012EIJT](#) [NCP2809BMUTXG](#) [SSM2375CBZ-REEL7](#) [IS31AP4996-GRLS2-TR](#) [STPA002OD-4WX](#)
[MAX98300EWL+T](#) [MAX9717DETA+T](#) [MAX13336EGEE/V+](#) [MAX9717CETA+T](#) [MAX9724AEBC+TG45](#) [MAX9736DETJ+](#)
[TDA75612LV-48X](#) [TDA75616LV-48X](#) [BD88420GUL-E2](#) [MP7751GF](#) [TDA7850AH](#) [STK433-060NGEVB](#)